

# WINNEBAGO COUNTY

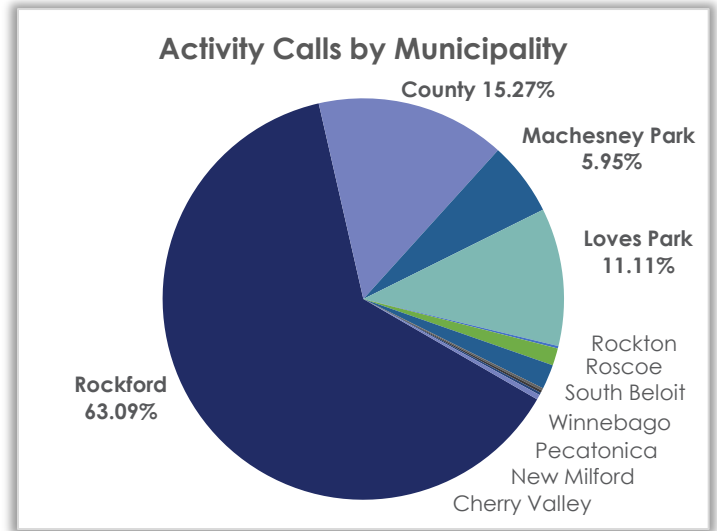
## — ANIMAL SERVICES —

February 2021

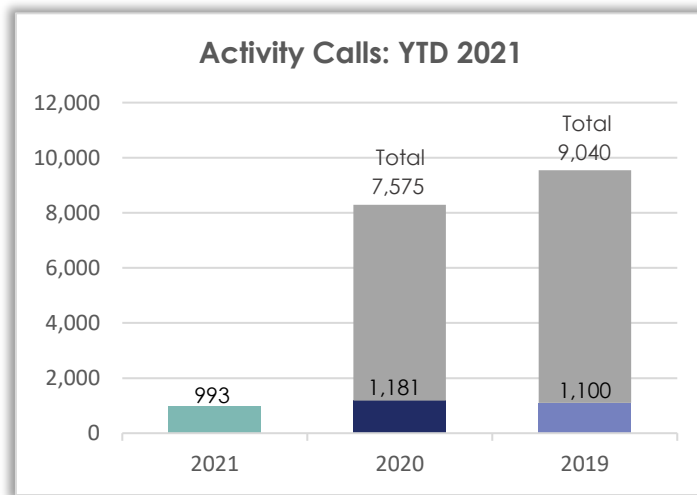
### Activity Calls – February 2021

#### Activity Calls by Municipality – Month/Year Comparison

Municipality	February 2021	February 2020	February 2019
Rockford	318	463	342
County	77	101	91
Machesney Park	30	50	24
Loves Park	56	56	31
Rockton	1	12	3
Roscoe	7	12	5
South Beloit	10	13	5
Durand	0	0	1
Pecatonica	1	1	3
Winnebago	1	1	0
New Milford	1	2	2
Cherry Valley	2	1	4
<b>Total</b>	<b>504</b>	<b>712</b>	<b>511</b>



#### All Municipalities - Activity Calls: YTD/Year Comparison



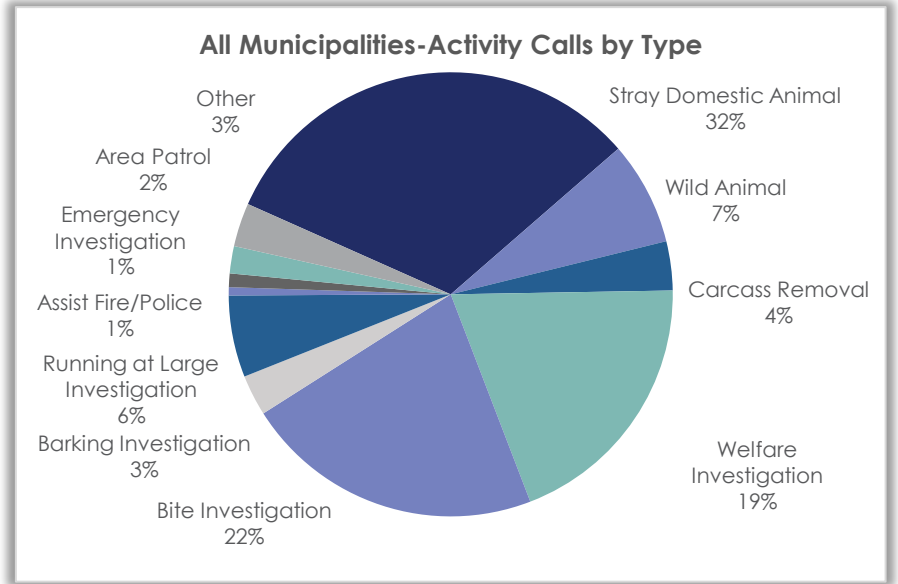
# WINNEBAGO COUNTY

## — ANIMAL SERVICES —

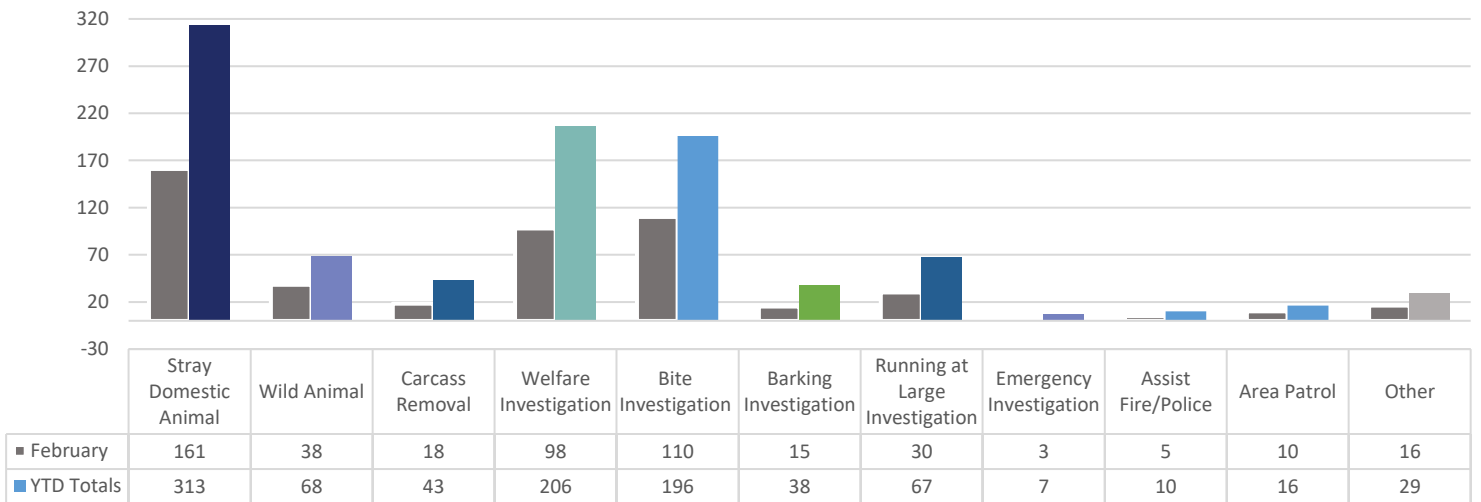
February 2021

### Activity Calls for All Municipalities by Activity Call Type

Activity Call Types	Feb. 2021
Stray Domestic Animal	161
Wild Animal	38
Carcass Removal	18
Welfare Investigation	98
Bite Investigation	110
Barking Investigation	15
Running at Large Investigation	30
Emergency Investigation	3
Assist Fire/Police Dept.	5
Area Patrol	10
Other	16
	<b>504</b>



Activity Calls by Type: YTD



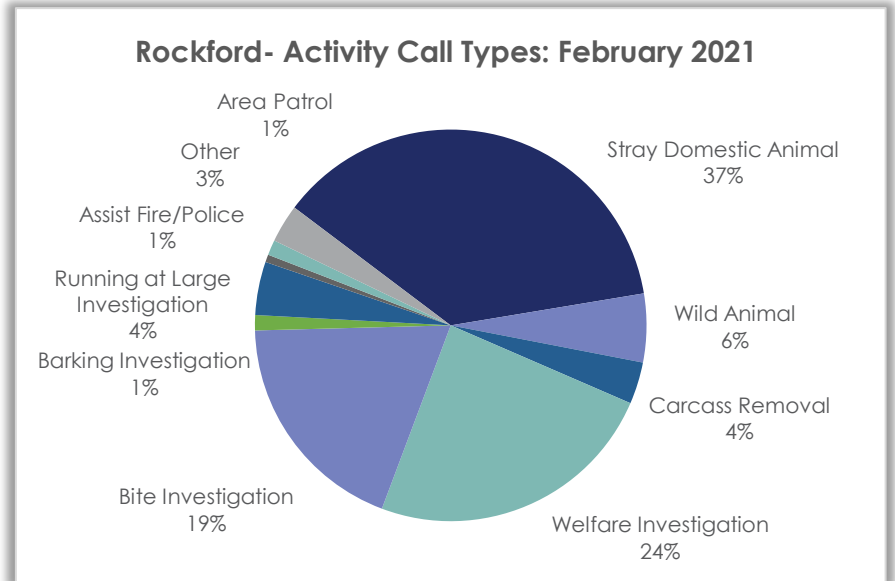
# WINNEBAGO COUNTY

## — ANIMAL SERVICES —

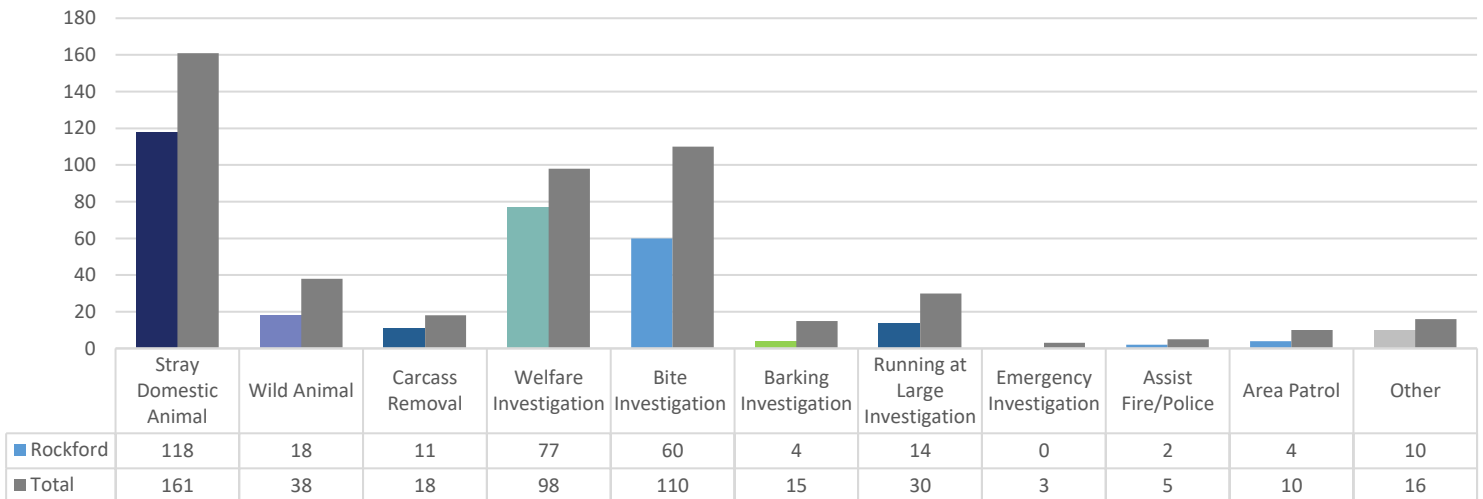
February 2021

### Activity Calls for Rockford by Activity Call Type

Activity Call Types	Feb. 2021
Stray Domestic Animal	118
Wild Animal	18
Carcass Removal	11
Welfare Investigation	77
Bite Investigation	60
Barking Investigation	4
Running at Large Investigation	14
Emergency Investigation	0
Assist Fire/Police Dept.	2
Area Patrol	4
Other	10
	<b>318</b>



Activity Calls by Type: Rockford vs. Total Comparison



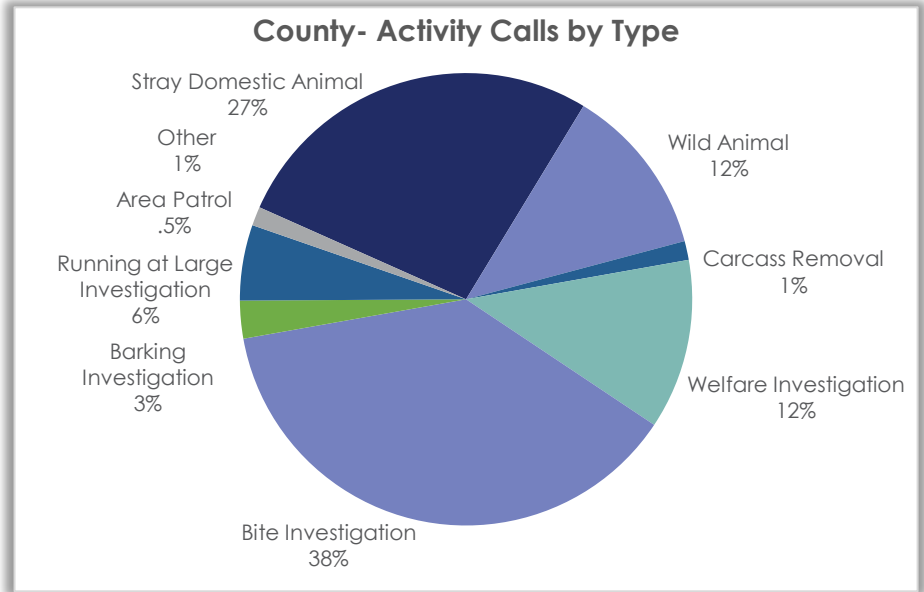
# WINNEBAGO COUNTY

## — ANIMAL SERVICES —

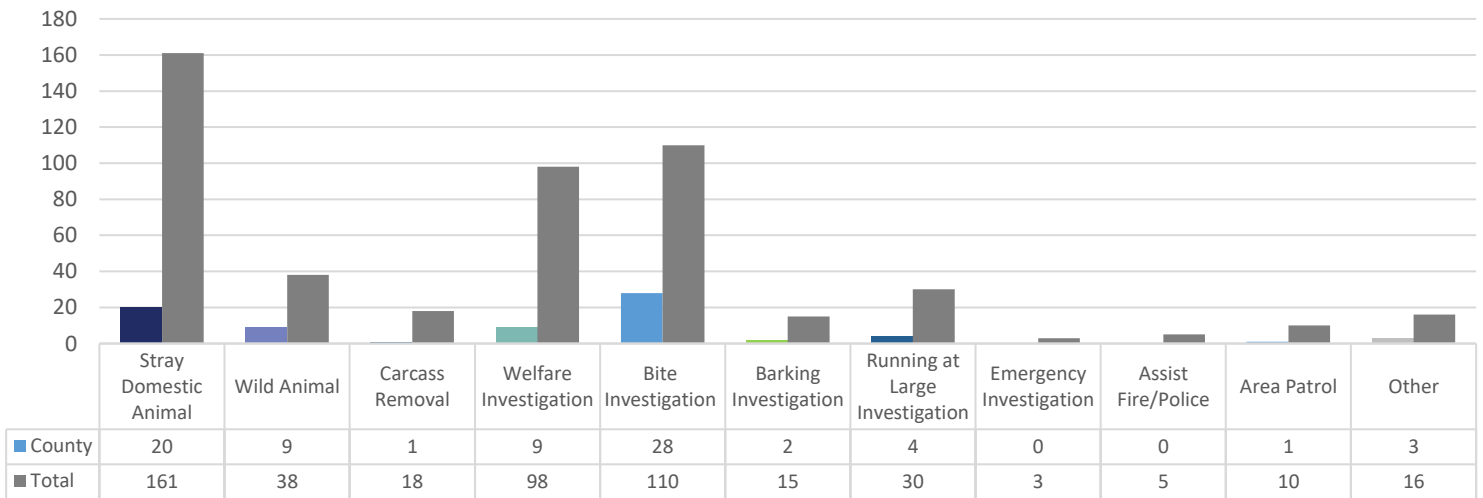
February 2021

### Activity Calls for the County by Activity Call Type

Activity Call Types	Feb. 2021
Stray Domestic Animal	20
Wild Animal	9
Carcass Removal	1
Welfare Investigation	9
Bite Investigation	28
Barking Investigation	2
Running at Large Investigation	4
Emergency Investigation	0
Assist Fire/Police Dept.	0
Area Patrol	1
Other	3
	<b>77</b>



### Activity Calls by Type: Comparison- County vs. Total



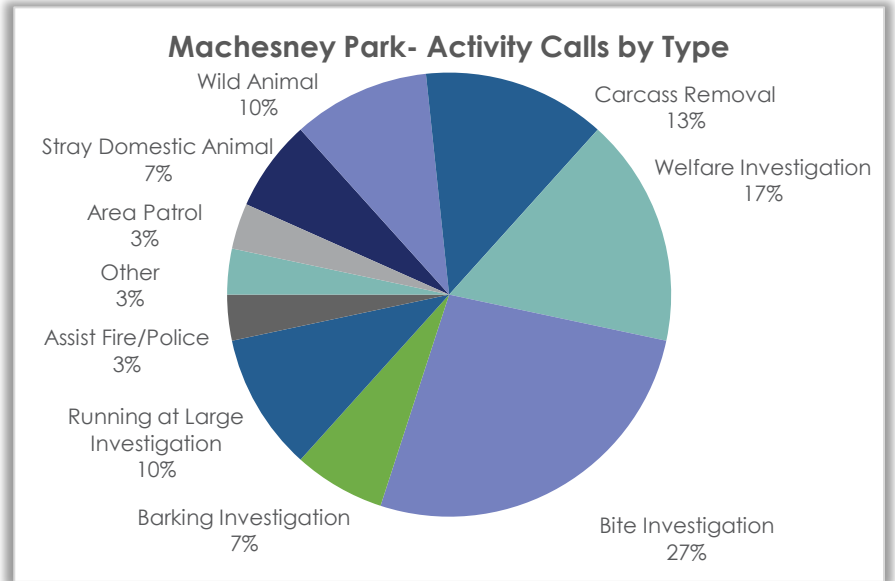
# WINNEBAGO COUNTY

## — ANIMAL SERVICES —

February 2021

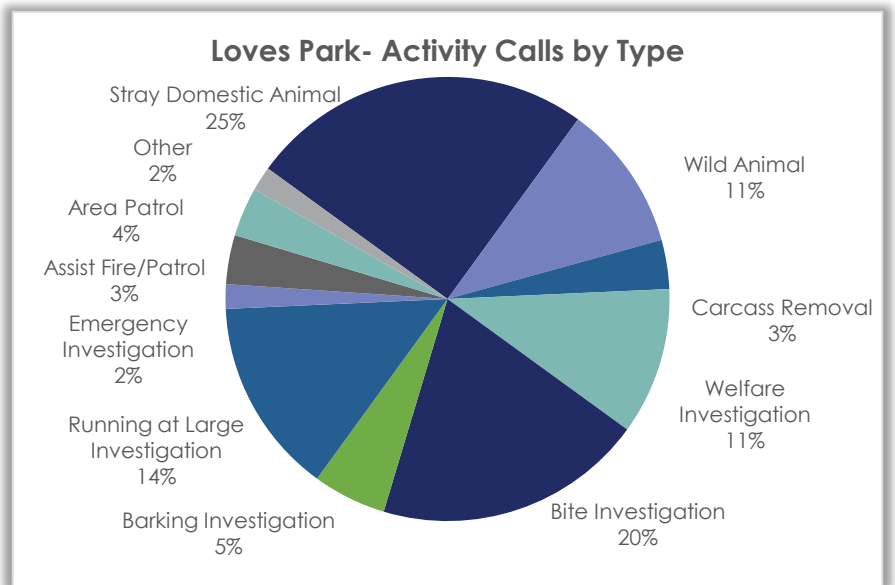
### Activity Calls for Machesney Park by Activity Call Type

Activity Call Types	Feb. 2021
Stray Domestic Animal	2
Wild Animal	3
Carcass Removal	4
Welfare Investigation	5
Bite Investigation	8
Barking Investigation	2
Running at Large Investigation	3
Emergency Investigation	0
Assist Fire/Police Dept.	1
Area Patrol	1
Other	1
	<b>30</b>



### Activity Calls for Loves Park by Activity Call Type

Activity Call Types	Feb. 2021
Stray Domestic Animal	14
Wild Animal	6
Carcass Removal	2
Welfare Investigation	6
Bite Investigation	11
Barking Investigation	3
Running at Large Investigation	8
Emergency Investigation	1
Assist Fire/Police Dept.	2
Area Patrol	2
Other	1
	<b>56</b>



# WINNEBAGO COUNTY

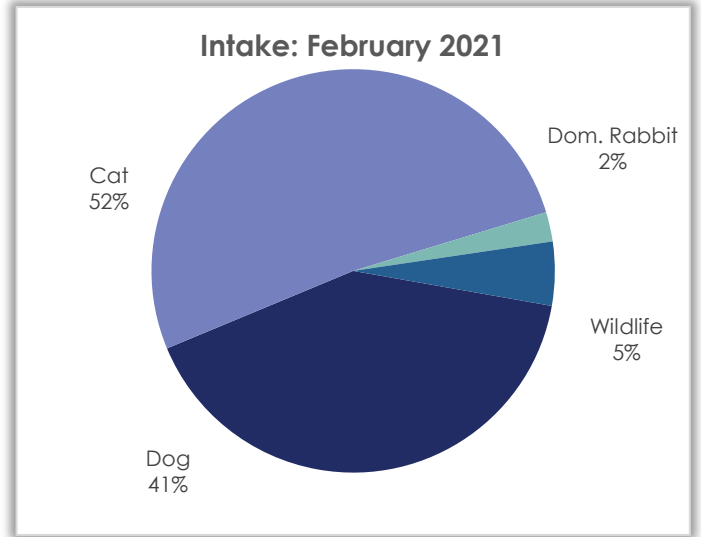
## — ANIMAL SERVICES —

February 2021

### Intake – February 2021

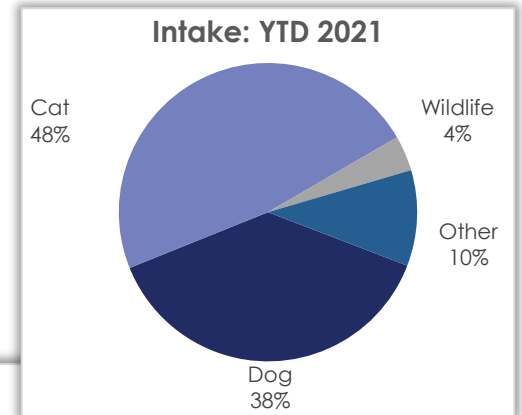
#### Intake by Species – Month/Year Comparison

Species	Feb. 2021	Feb. 2020	Feb. 2019
Dog	104	103	116
Cat	131	134	68
Domestic Rabbit	6	2	7
Guinea Pig	0	2	0
Domestic Bird	0	2	0
Chicken	0	0	0
Wildlife	13	10	12
<b>Total</b>	<b>254</b>	<b>253</b>	<b>203</b>

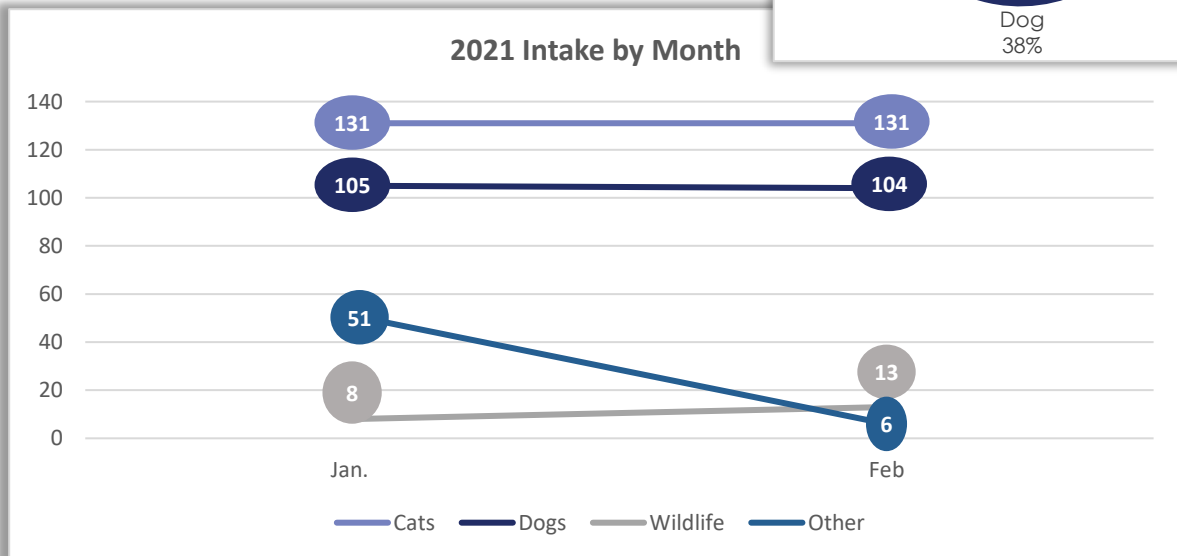


#### Intake by Species – YTD/Year Comparison

Species	YTD 2021	YTD 2020	YTD 2019
Dog	209	221	218
Cat	262	274	136
Wildlife	21	18	26
Other	57	8	23
<b>Total</b>	<b>549</b>	<b>521</b>	<b>403</b>



#### 2021 Intake by Month



# WINNEBAGO COUNTY

## — ANIMAL SERVICES —

February 2021

### Return to Owner – February 2021

#### Return to Owner by Species – Month/Year Comparison

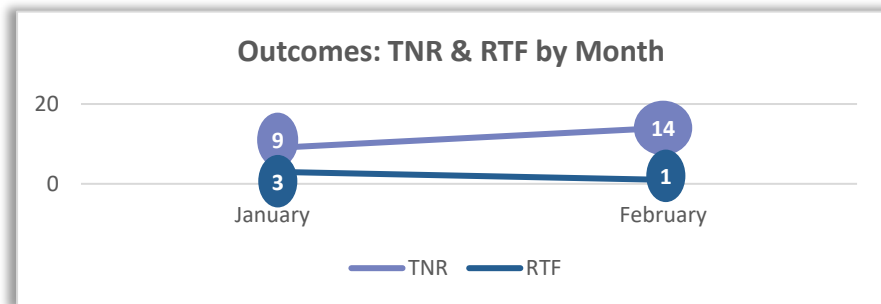
Species	Feb. 2021	Feb. 2020	Feb. 2019
Dog	39	44	36
Cat	0	4	2
<b>Total</b>	<b>39</b>	<b>48</b>	<b>38</b>

#### Return to Owner by Species – YTD/Year Comparison

Species	YTD 2021	YTD 2020	YTD 2019
Dog	82	78	72
Cat	2	8	3
<b>Total</b>	<b>84</b>	<b>86</b>	<b>75</b>

### Trap-Neuter-Return and Return-to-Field Outcomes

	January 2021	February 2021
<b>TNR</b>	9	14
<b>RTF</b>	3	1
	<b>12</b>	<b>15</b>



### Wildlife Rehabilitation

#### February 2021

February 2021	February 2020	February 2019
1	0	1

#### YTD 2021

YTD 2021	YTD 2020	YTD 2019
1	0	2



# WINNEBAGO COUNTY

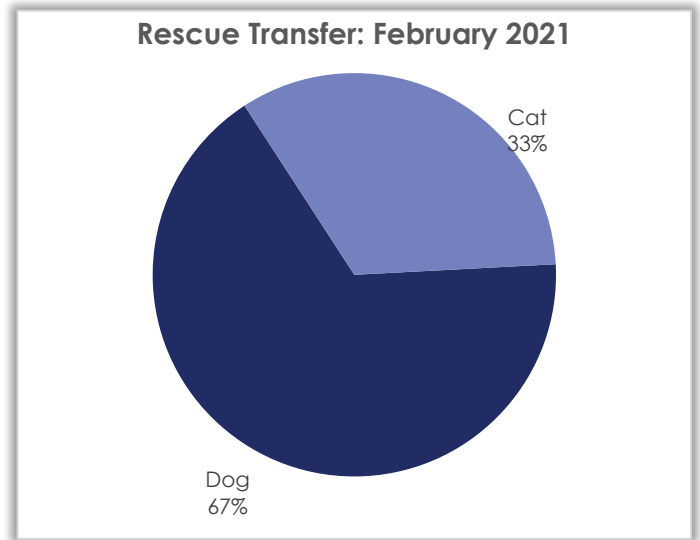
## — ANIMAL SERVICES —

February 2021

### Rescue Transfer – February 2021

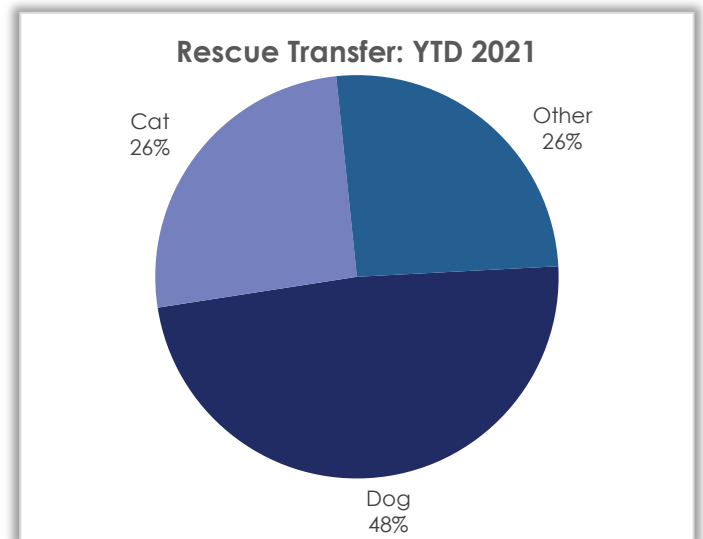
#### Rescue Transfer by Species – Month/Year Comparison

Species	Feb. 2021	Feb. 2020	Feb. 2019
Dog	6	8	7
Cat	3	3	13
<b>Total</b>	<b>9</b>	<b>11</b>	<b>20</b>



#### Rescue Transfer by Species – YTD/Year Comparison

Species	YTD 2021	YTD 2020	YTD 2019
Dog	15	16	10
Cat	8	7	16
Other	8	0	1
<b>Total</b>	<b>31</b>	<b>23</b>	<b>27</b>





# WINNEBAGO COUNTY

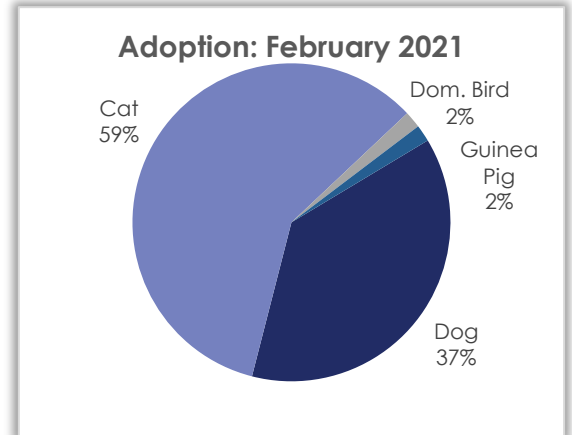
## — ANIMAL SERVICES —

February 2021

### Adoption – February 2021

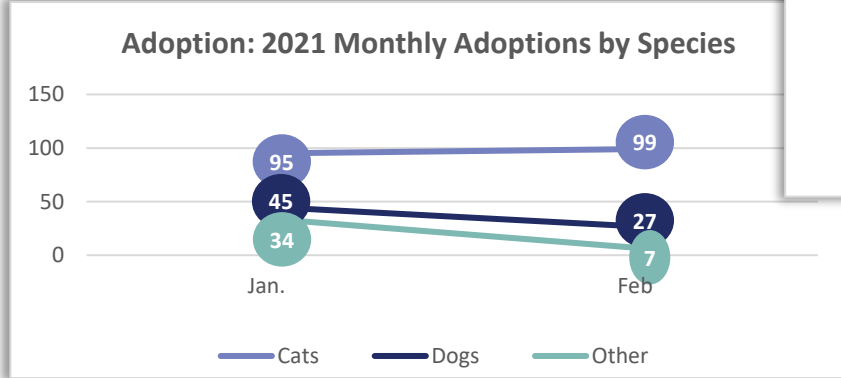
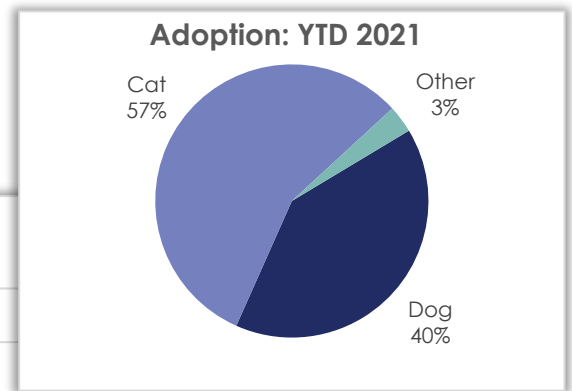
#### Adoption by Species – Month/Year Comparison

Species	Feb. 2021	Feb. 2020	Feb. 2019
Dog	27	44	64
Cat	99	69	43
Domestic Bird	5	2	0
Domestic Rabbit	2	0	4
Guinea Pig	0	2	0
<b>Total</b>	<b>133</b>	<b>117</b>	<b>111</b>



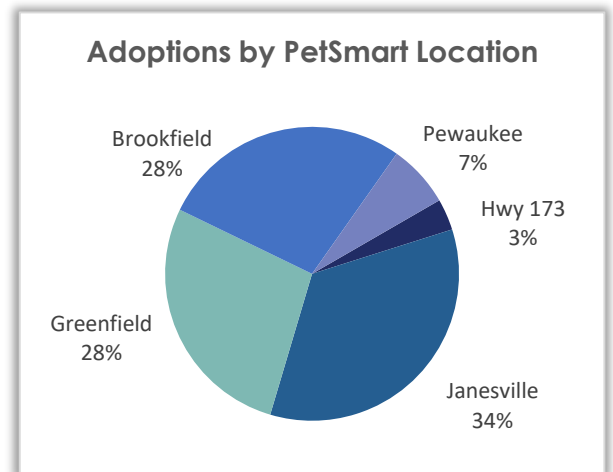
#### Adoption by Species – YTD/Year Comparison

Species	YTD 2021	YTD 2020	YTD 2019
Dog	72	87	103
Cat	194	122	90
Other	41	7	6
<b>Total</b>	<b>307</b>	<b>216</b>	<b>199</b>



#### Off-site Adoptions by PetSmart Location – Month/Year Comparison

PetSmart Location	Feb. 2021	Feb. 2020	Feb. 2019
Hwy 173	1	8	9
E. State St.	0	5	-
Janesville	10	2	-
Greenfield	8	11	5
Brookfield	8	14	5
Pewaukee	2	-	-
<b>Total</b>	<b>29</b>	<b>40</b>	<b>19</b>



# WINNEBAGO COUNTY

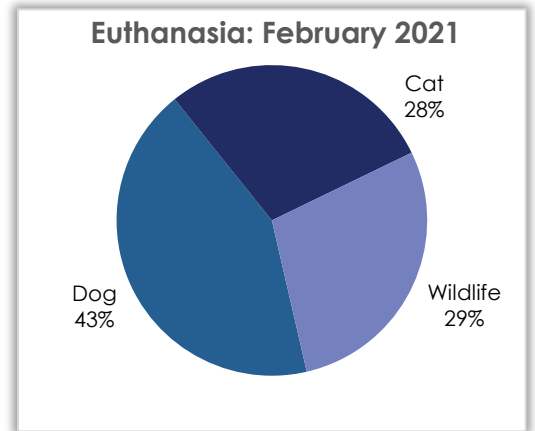
## — ANIMAL SERVICES —

February 2021

### Euthanasia – February 2021

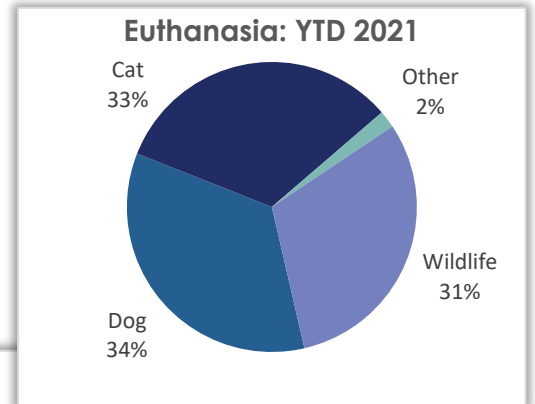
Euthanasia by Species – Month/Year Comparison

Species	February 2021	February 2020	February 2019
Dog	12	21	11
Cat	8	30	14
Wildlife	8	9	12
<b>Total</b>	<b>28</b>	<b>60</b>	<b>37</b>

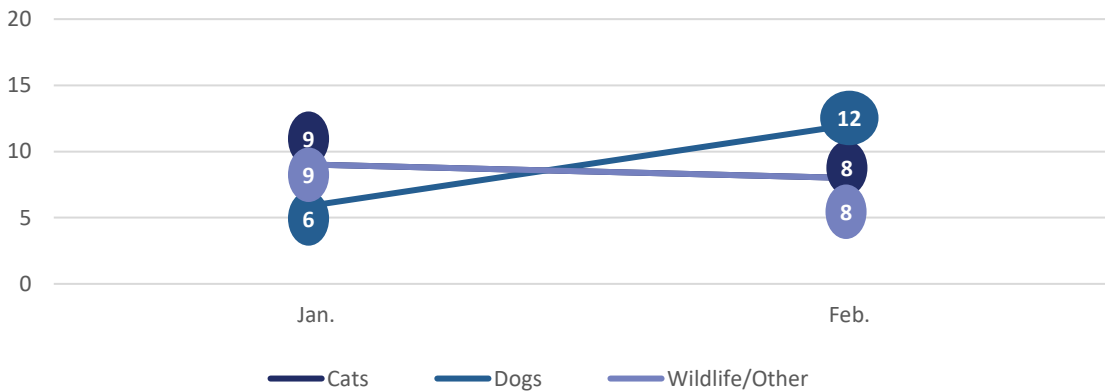


Euthanasia by Species – YTD/Year Comparison

Species	YTD 2021	YTD 2020	YTD 2019
Dog	18	34	28
Cat	17	83	28
Other	1	0	0
Wildlife	16	17	24
<b>Total</b>	<b>52</b>	<b>134</b>	<b>80</b>



Euthanasia: 2021 Monthly Euthanasia Count by Species



# WINNEBAGO COUNTY

## — ANIMAL SERVICES —

February 2021

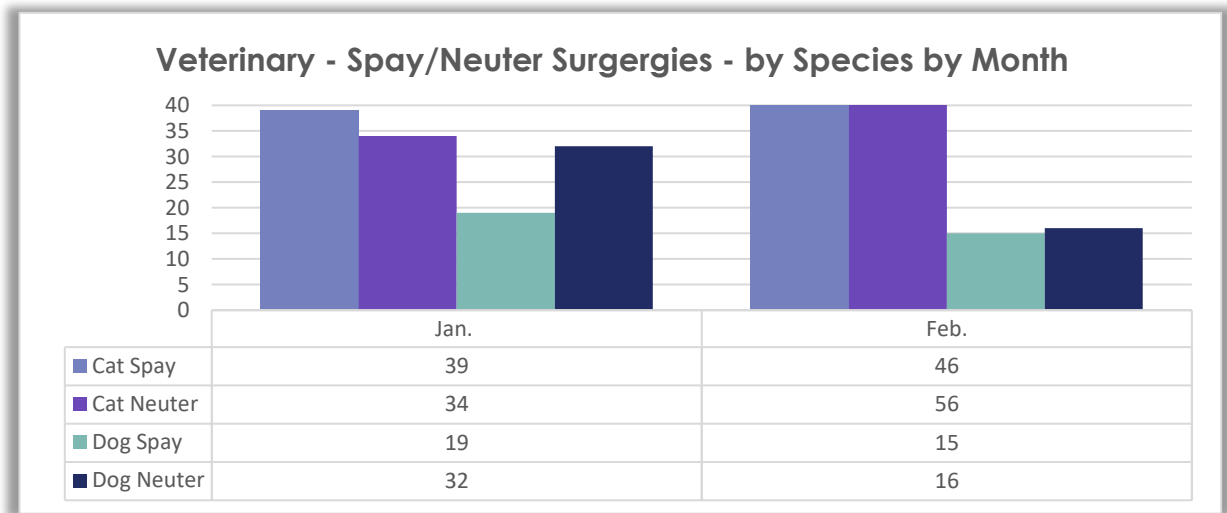
### Veterinary Operations – February 2021

#### Spay/Neuter Surgeries – February Totals

	Dog	Cat	
Spay	15	46	61
Neuter	16	56	72
<b>Total</b>	<b>31</b>	<b>102</b>	<b>133</b>

#### Spay/Neuter Surgeries – YTD Totals

	Dog	Cat	
Spay	36	85	121
Neuter	34	99	133
<b>Total</b>	<b>70</b>	<b>184</b>	<b>254</b>



#### Veterinary – Other Procedures - YTD by Month

Procedure	Jan	Feb	
Repair Umbilical Hernia	0	1	1
Remove Growth	1	0	1
Treat/Close Wound	1	2	3
Ear Resection	0	2	2
	<b>2</b>	<b>5</b>	<b>7</b>

