

WINNEBAGO COUNTY

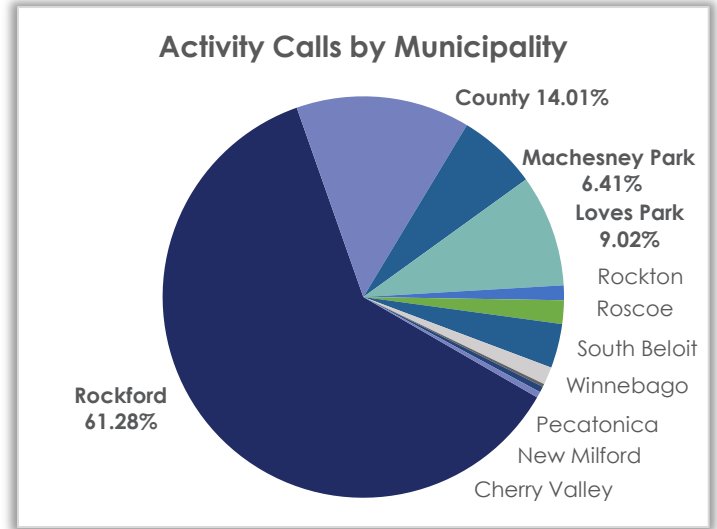
— ANIMAL SERVICES —

April 2020

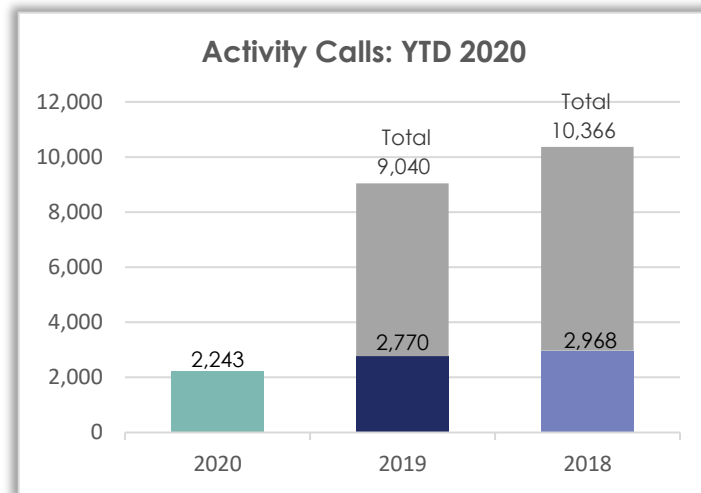
Activity Calls – April 2020

Activity Calls by Municipality – Month/Year Comparison

Municipality	April 2020	April 2019	April 2018
Rockford	258	569	-
County	59	143	-
Machesney Park	27	62	-
Loves Park	38	56	-
Rockton	5	21	-
Roscoe	8	13	-
South Beloit	15	13	-
Durand	6	1	-
Pecatonica	1	6	-
Winnebago	0	5	-
New Milford	2	0	-
Cherry Valley	2	8	-
Total	421	897	842



All Municipalities - Activity Calls: YTD/Year Comparison



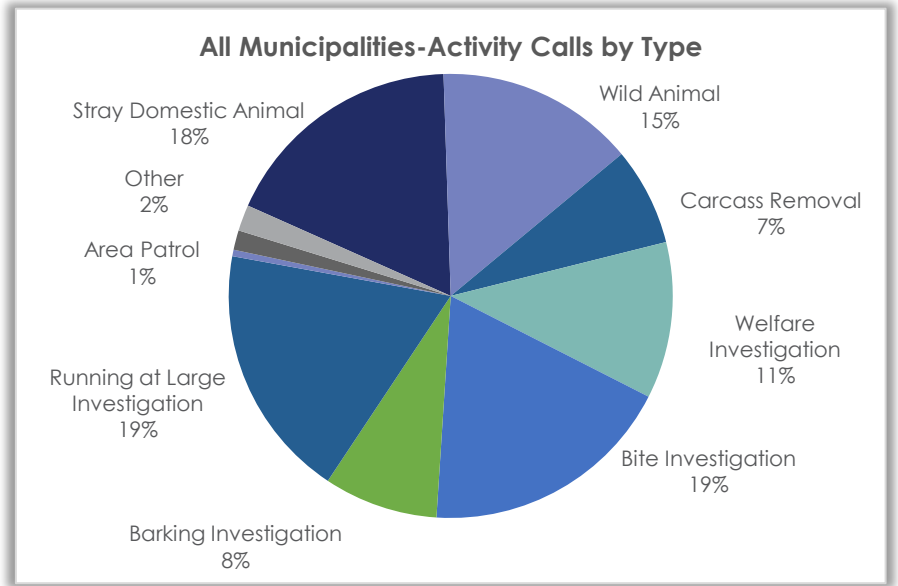
WINNEBAGO COUNTY

— ANIMAL SERVICES —

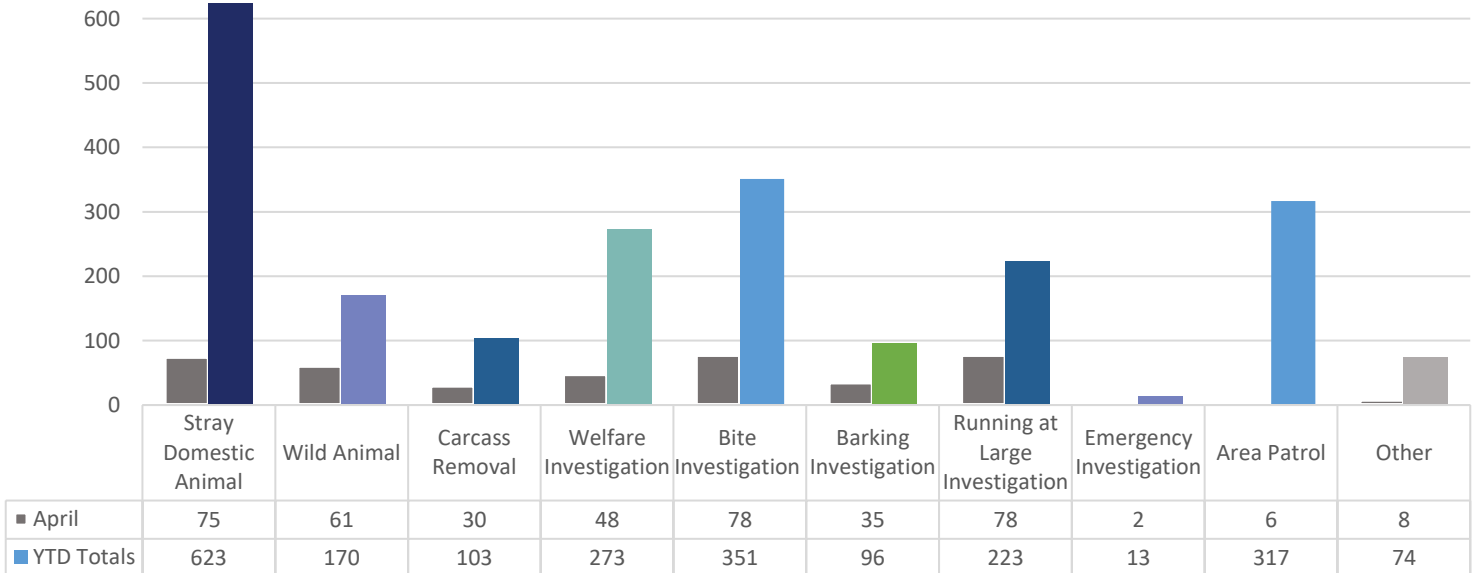
April 2020

Activity Calls for All Municipalities by Activity Call Type

Activity Call Types	April 2020
Stray Domestic Animal	75
Wild Animal	61
Carcass Removal	30
Welfare Investigation	48
Bite Investigation	78
Barking Investigation	35
Running at Large Investigation	78
Emergency Investigation	2
Area Patrol	6
Other	8
	421



Activity Calls by Type: YTD



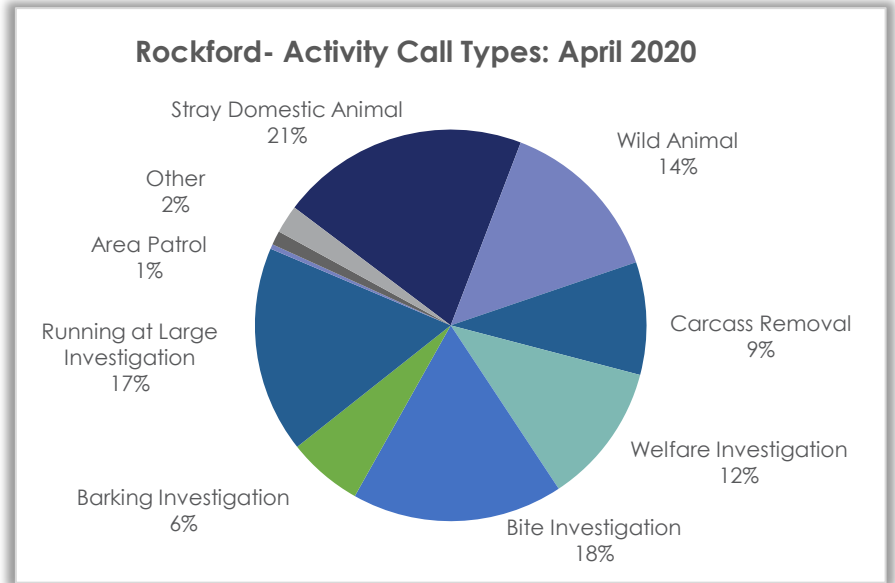
WINNEBAGO COUNTY

— ANIMAL SERVICES —

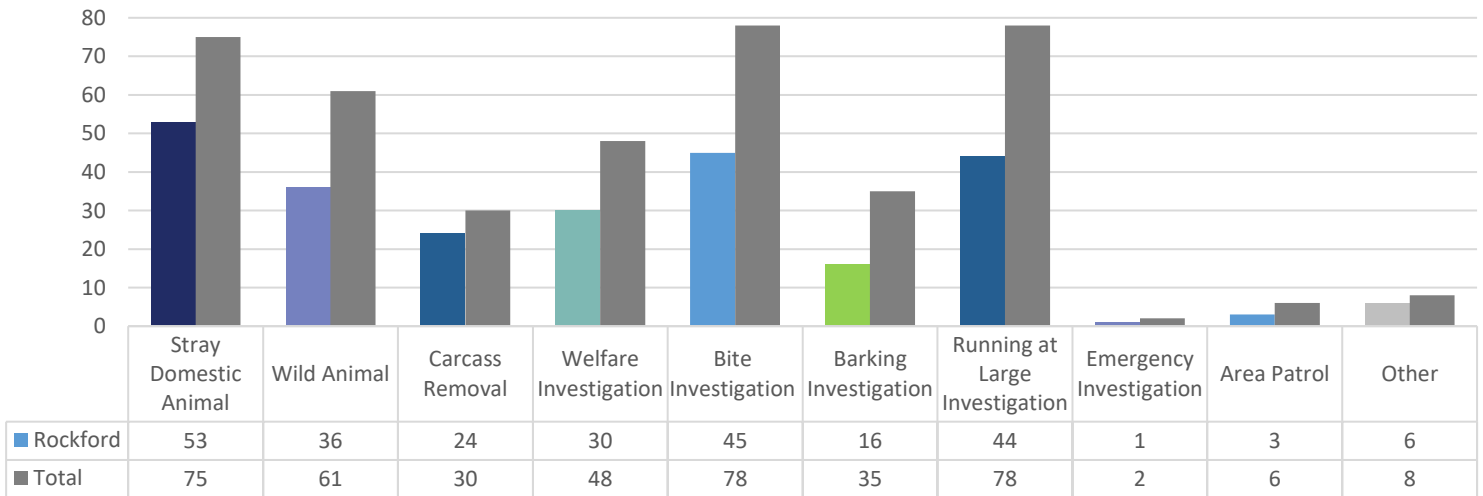
April 2020

Activity Calls for Rockford by Activity Call Type

Activity Call Types	April 2020
Stray Domestic Animal	53
Wild Animal	36
Carcass Removal	24
Welfare Investigation	30
Bite Investigation	45
Barking Investigation	16
Running at Large Investigation	44
Emergency Investigation	1
Area Patrol	3
Other	6
	258



Activity Calls by Type: Rockford vs. Total Comparison



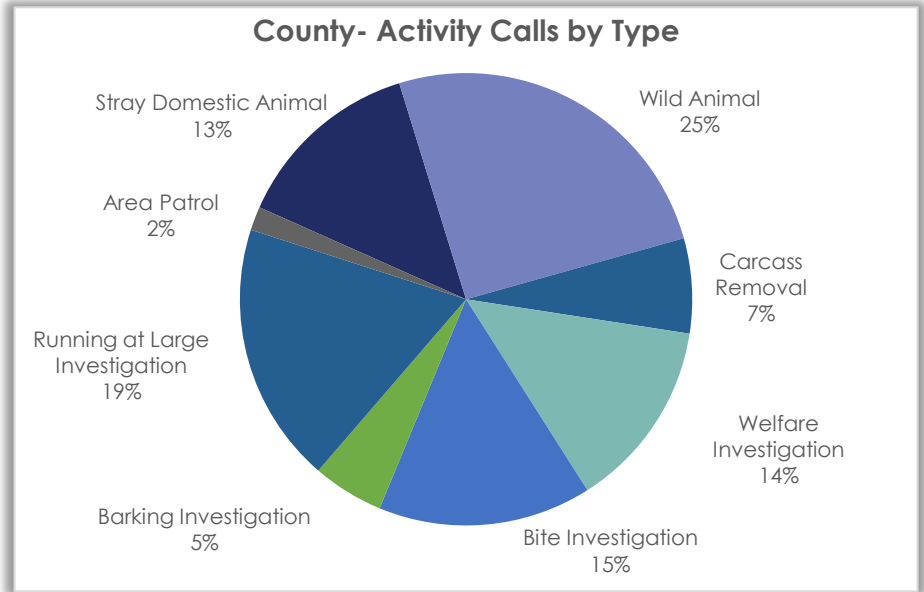
WINNEBAGO COUNTY

— ANIMAL SERVICES —

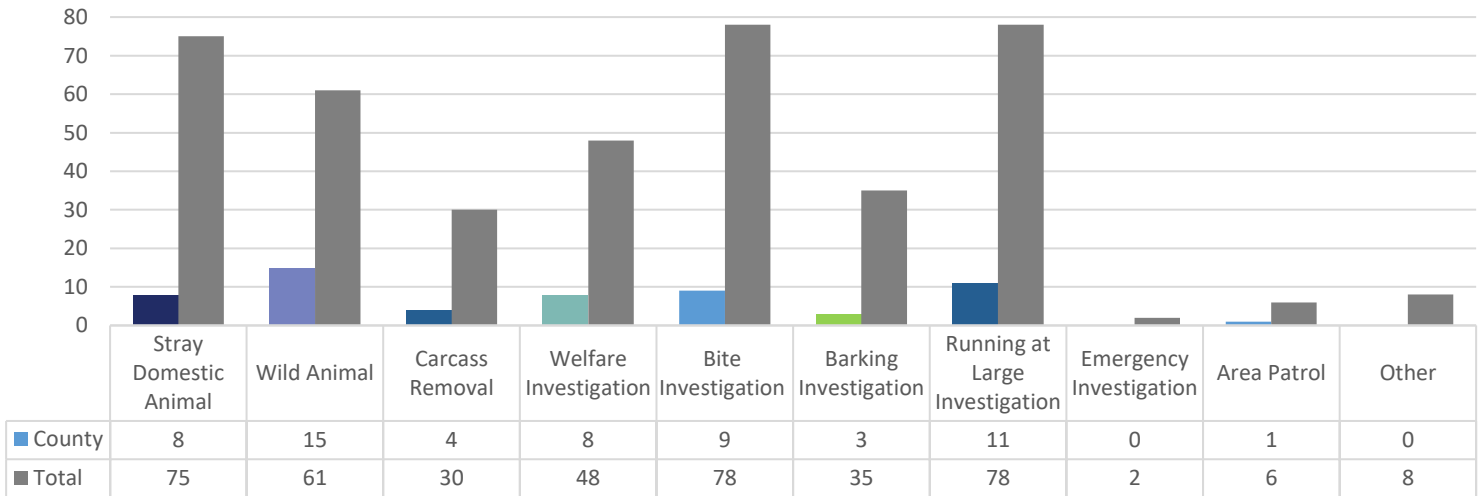
April 2020

Activity Calls for the County by Activity Call Type

Activity Call Types	April 2020
Stray Domestic Animal	8
Wild Animal	15
Carcass Removal	4
Welfare Investigation	8
Bite Investigation	9
Barking Investigation	3
Running at Large Investigation	11
Emergency Investigation	0
Area Patrol	1
Other	0
	59



Activity Calls by Type: Comparison- County vs. Total



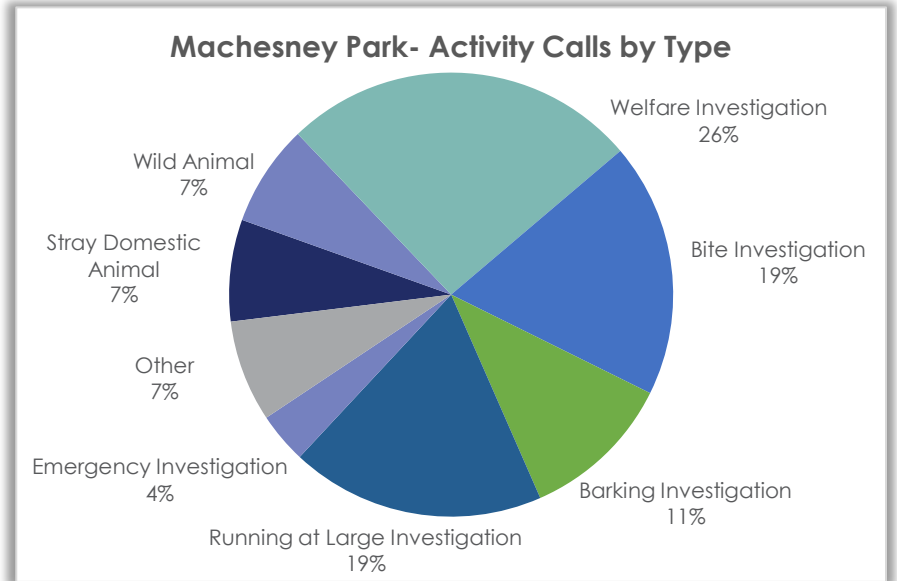
WINNEBAGO COUNTY

— ANIMAL SERVICES —

April 2020

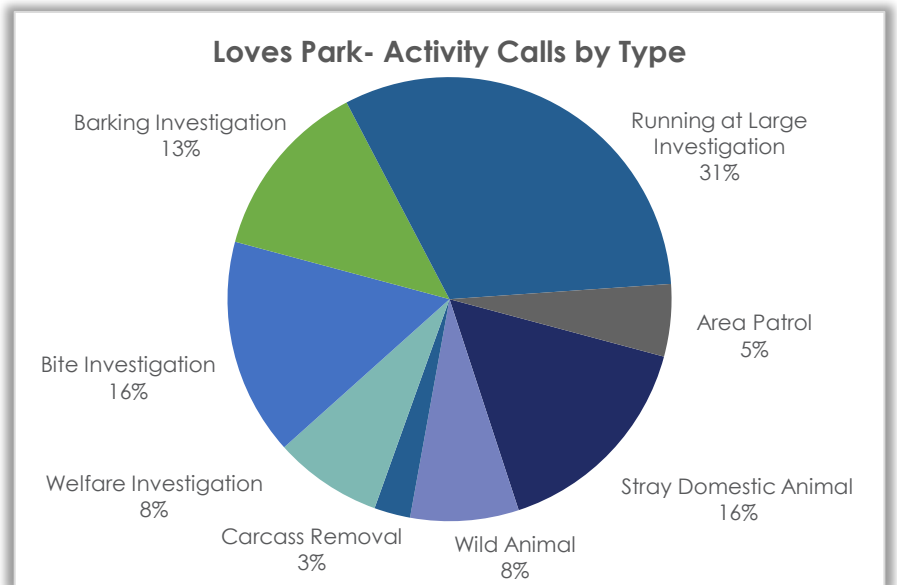
Activity Calls for Machesney Park by Activity Call Type

Activity Call Types	April 2020
Stray Domestic Animal	2
Wild Animal	2
Carcass Removal	0
Welfare Investigation	7
Bite Investigation	5
Barking Investigation	3
Running at Large Investigation	5
Emergency Investigation	1
Area Patrol	0
Other	2
	27



Activity Calls for Loves Park by Activity Call Type

Activity Call Types	April 2020
Stray Domestic Animal	6
Wild Animal	3
Carcass Removal	1
Welfare Investigation	3
Bite Investigation	6
Barking Investigation	5
Running at Large Investigation	12
Emergency Investigation	0
Area Patrol	2
Other	0
	38



WINNEBAGO COUNTY

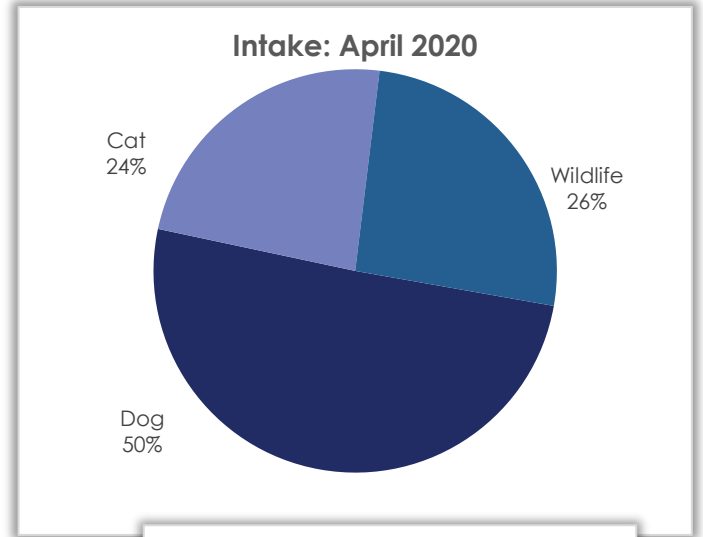
— ANIMAL SERVICES —

April 2020

Intake – April 2020

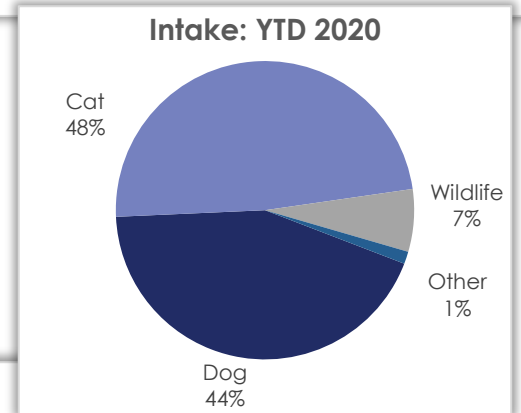
Intake by Species – Month/Year Comparison

Species	April 2020	April 2019	April 2018
Dog	45	145	139
Cat	21	128	168
Parrot	0	2	0
Ferret	0	2	0
Lizard	0	2	0
Domestic Rabbit	0	0	1
Guinea Pig	0	0	2
Ball Python Snake	0	1	0
Chicken	0	1	1
Potbelly Pig	0	1	0
Wildlife	23	36	40
Total	89	318	351

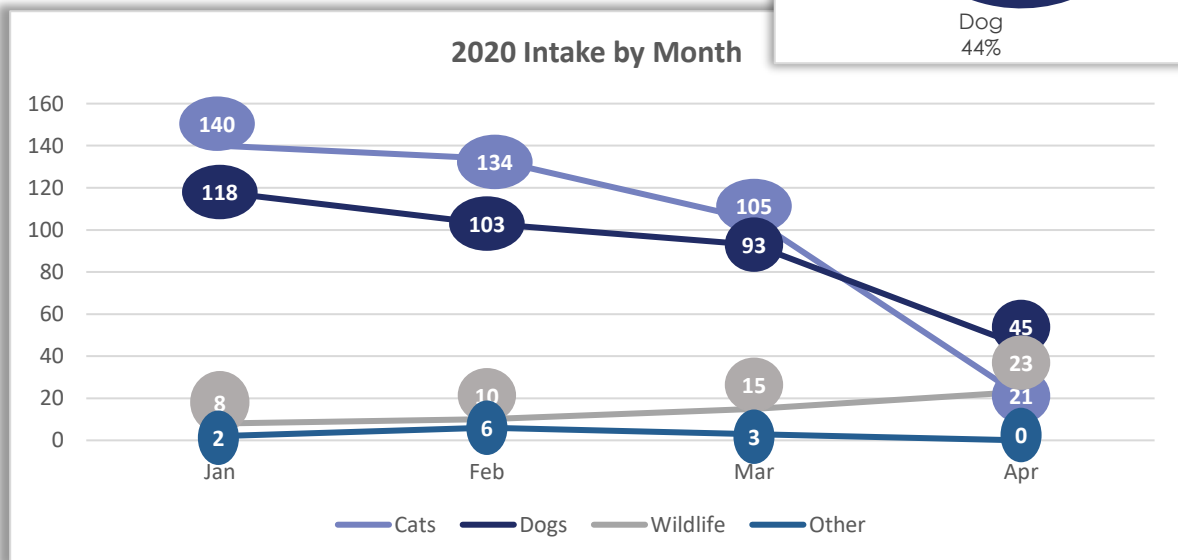


Intake by Species – YTD/Year Comparison

Species	YTD 2020	YTD 2019	YTD 2018
Dog	359	550	516
Cat	400	438	503
Wildlife	56	98	101
Other	11	47	25
Total	826	1,133	1,145



2020 Intake by Month



WINNEBAGO COUNTY

— ANIMAL SERVICES —

April 2020

Return to Owner – April 2020

Return to Owner by Species – Month/Year Comparison

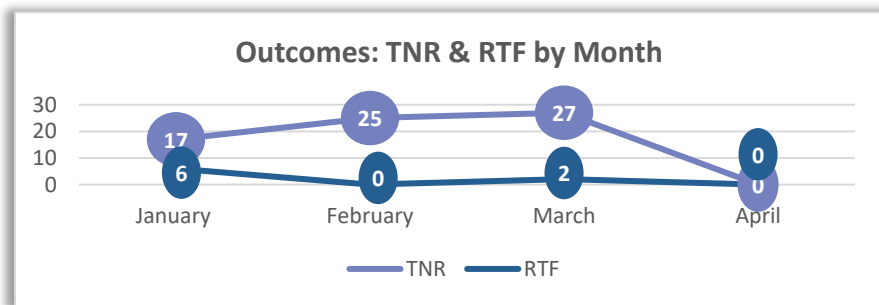
Species	April 2020	April 2019	April 2018
Dog	28	63	47
Cat	0	5	6
Other	0	0	0
Total	28	68	53

Return to Owner by Species – YTD/Year Comparison

Species	YTD 2020	YTD 2019	YTD 2018
Dog	145	197	192
Cat	9	28	21
Other	0	0	1
Total	154	225	214

Trap-Neuter-Return and Return-to-Field Outcomes

	January 2020	February 2020	March 2020	April 2020	
TNR	17	25	27	0	69
RTF	6	0	2	0	8
	23	25	29	0	77



Wildlife Rehabilitation

April 2020

April 2020	April 2019	April 2018
3	9	9

YTD 2020

YTD 2020	YTD 2019	YTD 2018
4	13	15



WINNEBAGO COUNTY

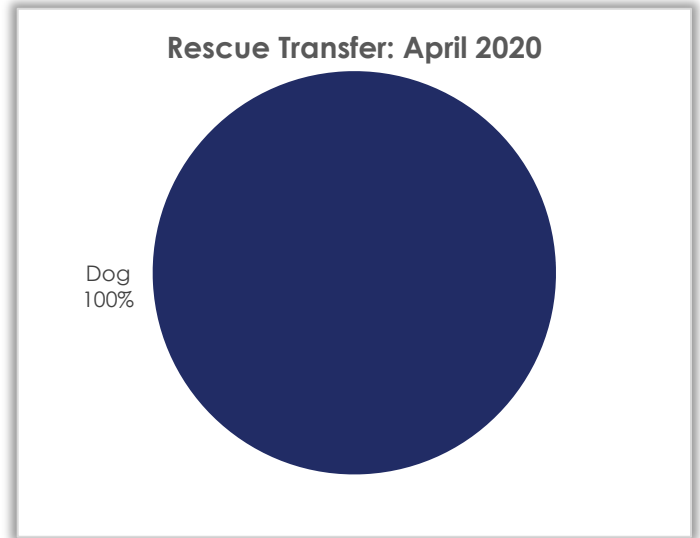
— ANIMAL SERVICES —

April 2020

Rescue Transfer – April 2020

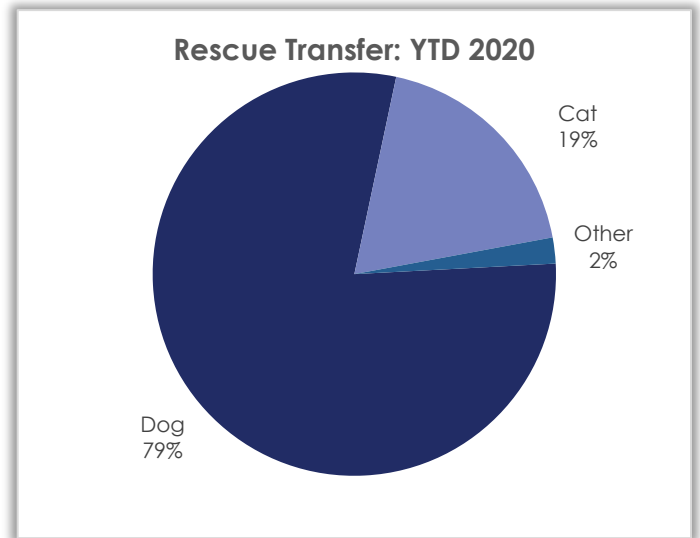
Rescue Transfer by Species – Month/Year Comparison

Species	April 2020	April 2019	April 2018
Dog	2	13	10
Cat	0	18	29
Total	2	31	39



Rescue Transfer by Species – YTD/Year Comparison

Species	YTD 2020	YTD 2019	YTD 2018
Dog	38	30	55
Cat	9	46	63
Other	1	5	2
Total	48	81	120



WINNEBAGO COUNTY

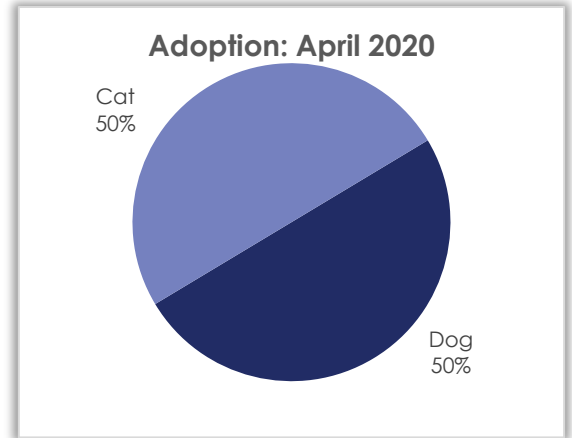
— ANIMAL SERVICES —

April 2020

Adoption – April 2020

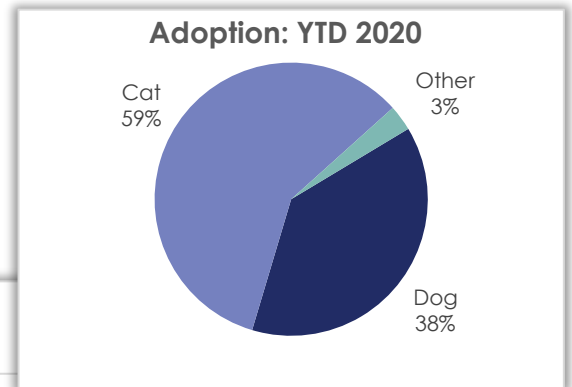
Adoption by Species – Month/Year Comparison

Species	Apr. 2020	Apr. 2019	Apr. 2018
Dog	14	56	37
Cat	14	56	32
Domestic Rabbit	0	0	3
Chicken	0	1	0
Potbelly Pig	0	1	0
Total	28	114	72

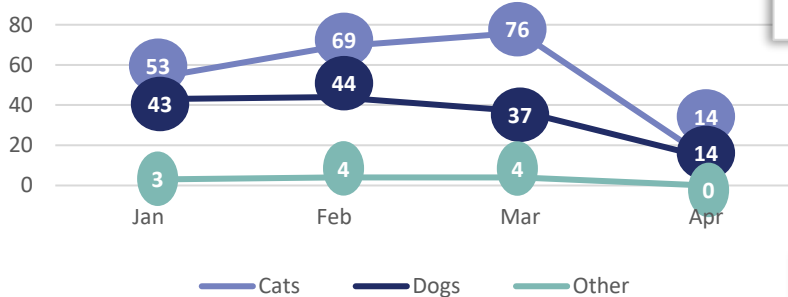


Adoption by Species – YTD/Year Comparison

Species	YTD 2020	YTD 2019	YTD 2018
Dog	138	217	157
Cat	212	222	186
Other	11	19	16
Total	361	458	359

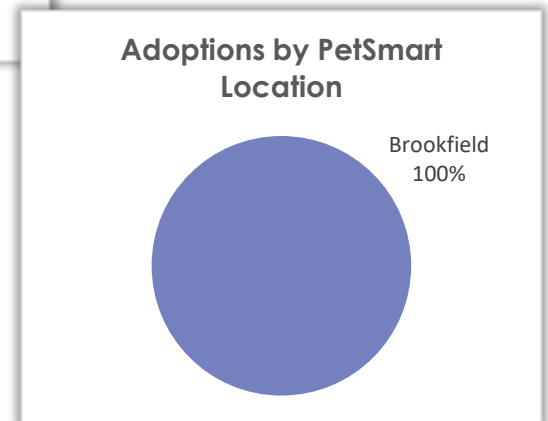


Adoption: 2020 Monthly Adoptions by Species



Off-site Adoptions by PetSmart Location – Month/Year Comparison

Location	Apr. 2020	Apr. 2019	Apr. 2018
Hwy 173	0	16	5
E. State St.	0	-	-
Janesville	0	-	-
Greenfield	0	4	-
Brookfield	2	2	-
Total	2	22	5



WINNEBAGO COUNTY

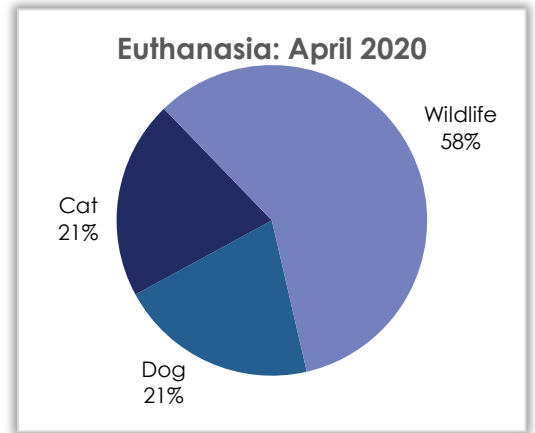
— ANIMAL SERVICES —

April 2020

Euthanasia – April 2020

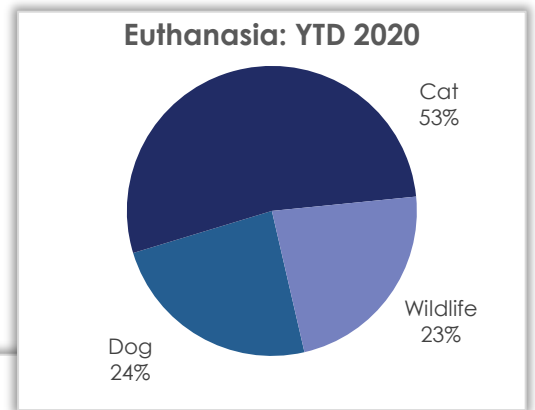
Euthanasia by Species – Month/Year Comparison

Species	April 2020	April 2019	April 2018
Dog	6	17	32
Cat	6	15	58
Other	0	0	1
Wildlife	17	24	23
Total	29	56	114

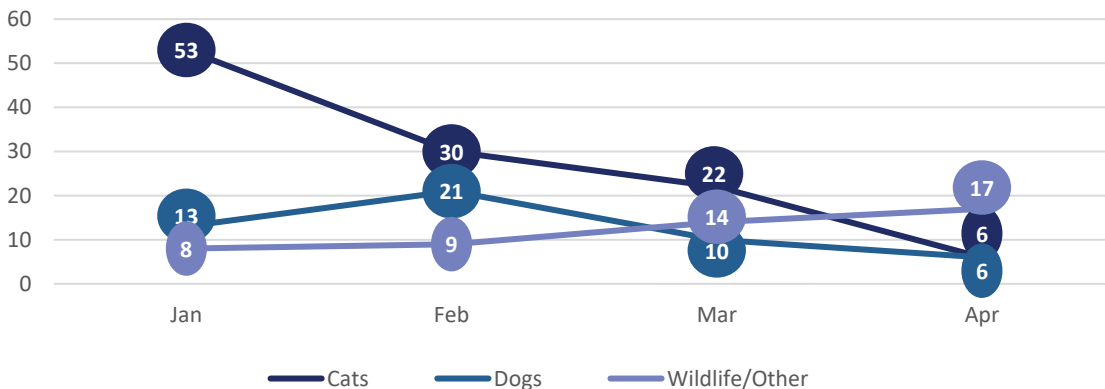


Euthanasia by Species – YTD/Year Comparison

Species	YTD 2020	YTD 2019	YTD 2018
Dog	50	69	122
Cat	111	71	214
Other	0	0	2
Wildlife	48	79	51
Total	209	219	389



Euthanasia: 2020 Monthly Euthanasia Count by Species



WINNEBAGO COUNTY

— ANIMAL SERVICES —

April 2020

Veterinary Operations – April 2020

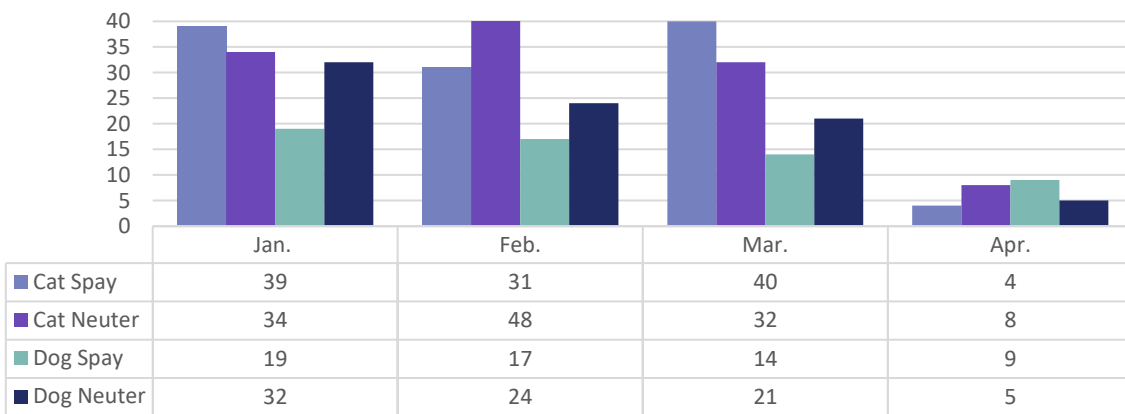
Spay/Neuter Surgeries – April Totals

	Dog	Cat	
Spay	9	4	13
Neuter	5	8	13
Total	14	12	26

Spay/Neuter Surgeries – YTD Totals

	Dog	Cat	
Spay	59	114	173
Neuter	82	122	204
Total	141	236	377

Veterinary - Spay/Neuter Surgeries - by Species by Month



Veterinary – Other Procedures - YTD by Month

Procedure	Jan	Feb	Mar	Apr	
Repair Umbilical Hernia	1	1	0	2	4
Leg Amputation	1	0	1	0	2
Repair Incision	0	2	0	0	2
Treat/Close Wound	0	1	2	0	3
Tail Amputation	0	0	1	0	1
Hematoma Repair	0	0	1	0	1
Enucleation	0	0	1	0	1
Inguinal Hernia	0	0	1	0	1
FHO	0	1	1	0	2
	2	5	8	2	17

