

WINNEBAGO COUNTY

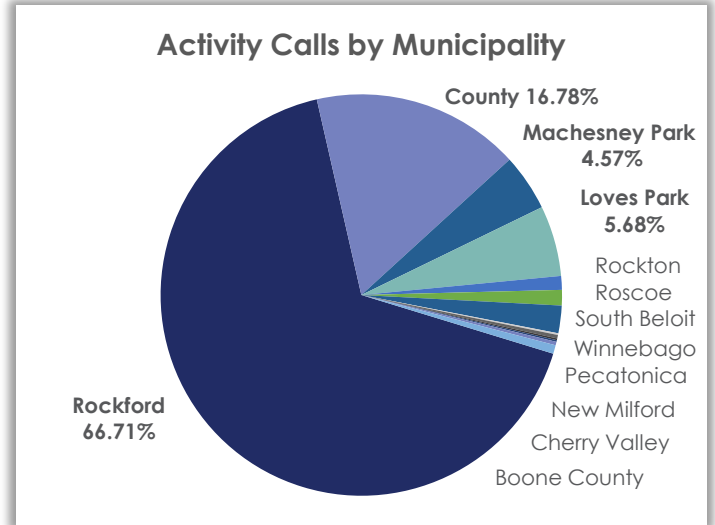
— ANIMAL SERVICES —

July 2020

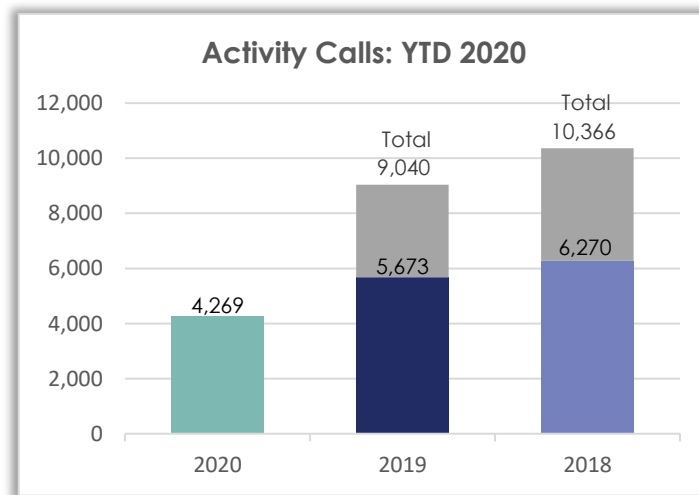
Activity Calls – July 2020

Activity Calls by Municipality – Month/Year Comparison

Municipality	July 2020	July 2019	July 2018
Rockford	481	605	-
County	121	143	-
Machesney Park	33	71	-
Loves Park	41	56	-
Rockton	8	12	-
Roscoe	9	17	-
South Beloit	16	17	-
Durand	1	3	-
Pecatonica	2	1	-
Winnebago	1	6	-
New Milford	1	1	-
Cherry Valley	2	6	-
Boone County	5	0	-
Total	721	938	1,093



All Municipalities - Activity Calls: YTD/Year Comparison



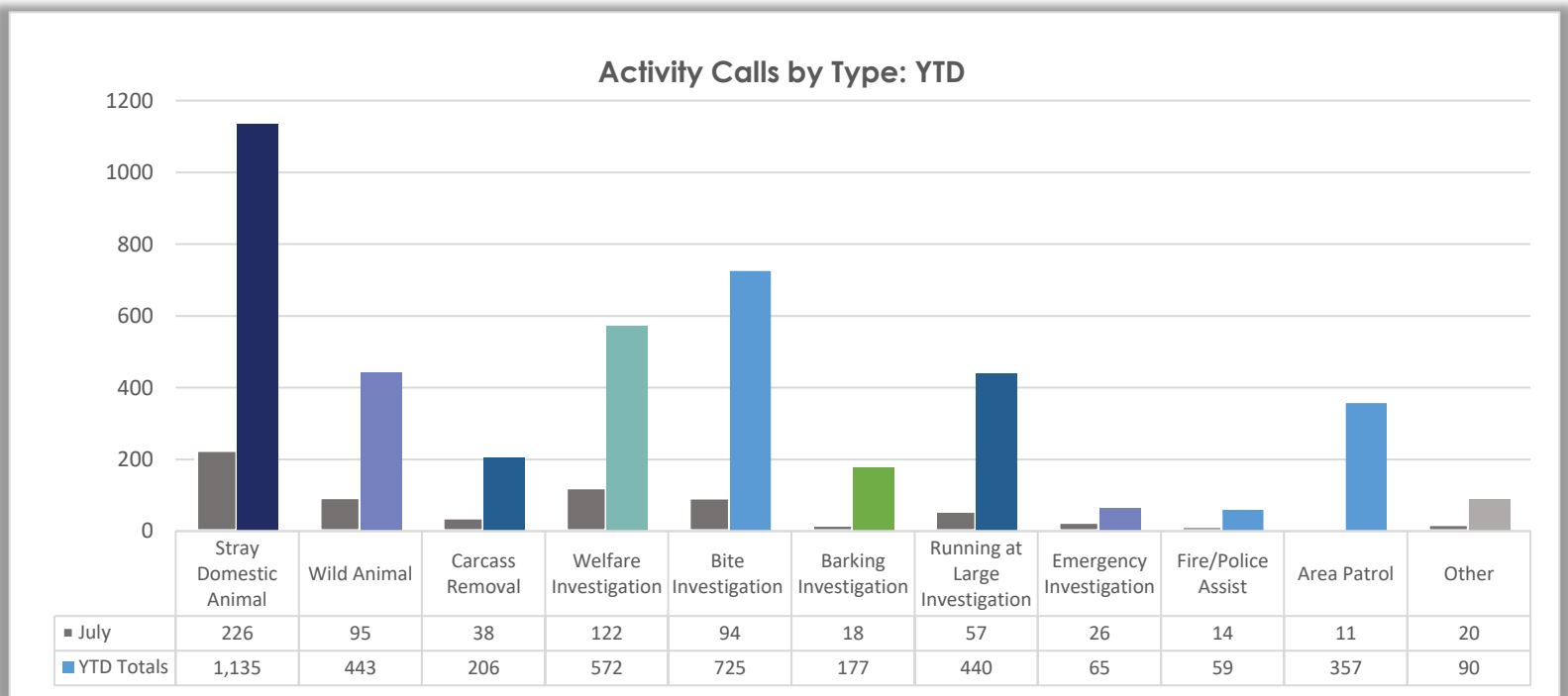
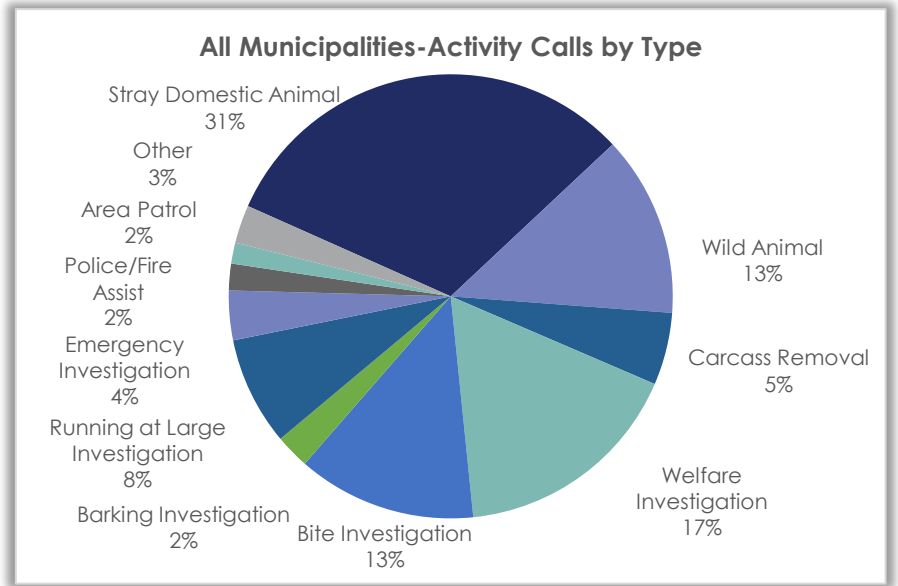
WINNEBAGO COUNTY

— ANIMAL SERVICES —

July 2020

Activity Calls for All Municipalities by Activity Call Type

Activity Call Types	July 2020
Stray Domestic Animal	226
Wild Animal	95
Carcass Removal	38
Welfare Investigation	122
Bite Investigation	94
Barking Investigation	18
Running at Large Investigation	57
Emergency Investigation	26
Police/Fire Dept. Assist	14
Area Patrol	11
Other	20
	721



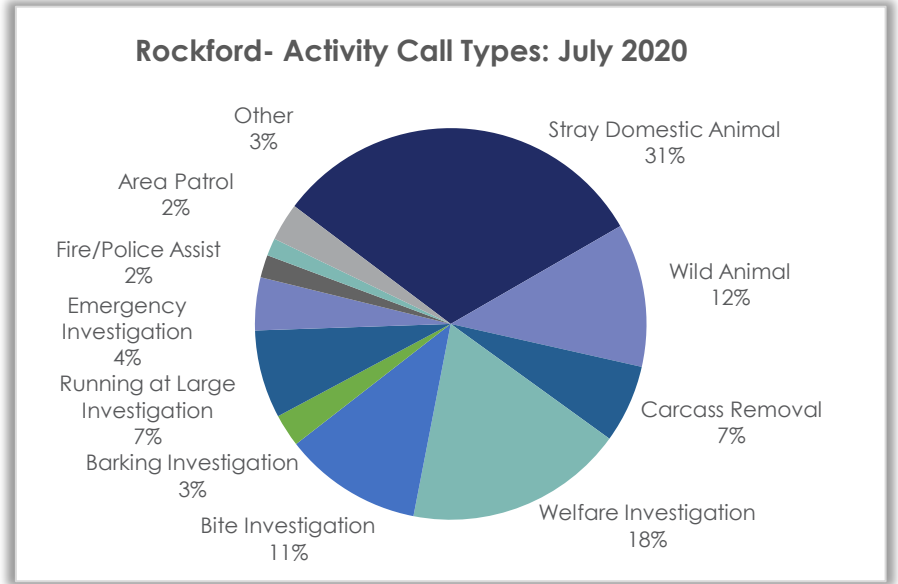
WINNEBAGO COUNTY

— ANIMAL SERVICES —

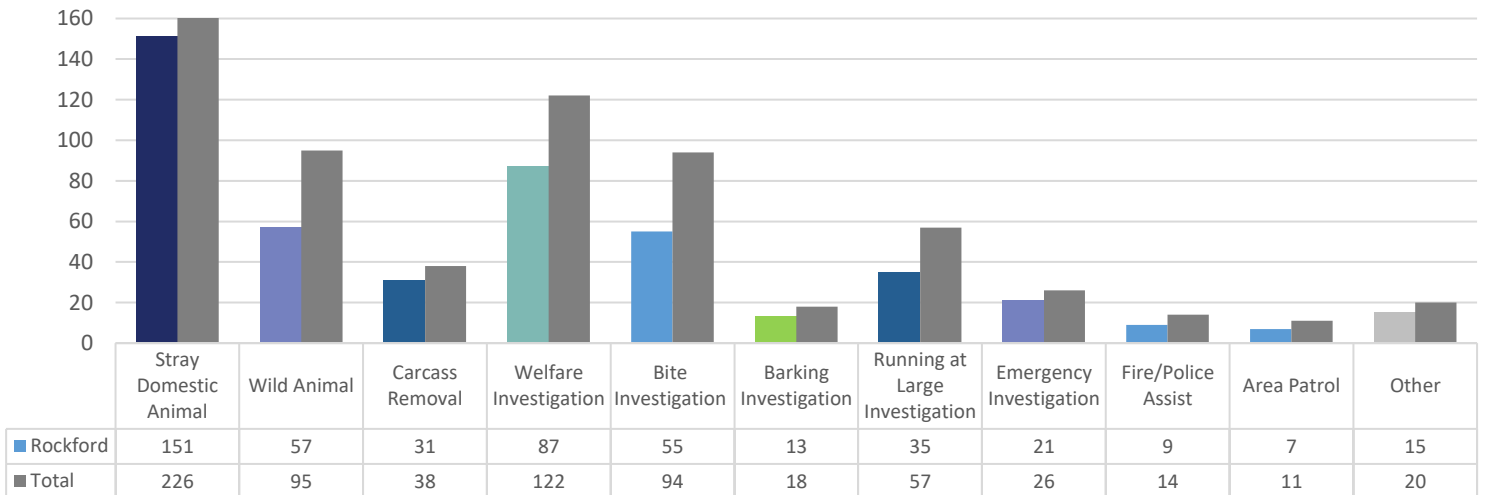
July 2020

Activity Calls for Rockford by Activity Call Type

Activity Call Types	July 2020
Stray Domestic Animal	151
Wild Animal	57
Carcass Removal	31
Welfare Investigation	87
Bite Investigation	55
Barking Investigation	13
Running at Large Investigation	35
Emergency Investigation	21
Police/Fire Dept. Assist	9
Area Patrol	7
Other	15
	481



Activity Calls by Type: Rockford vs. Total Comparison



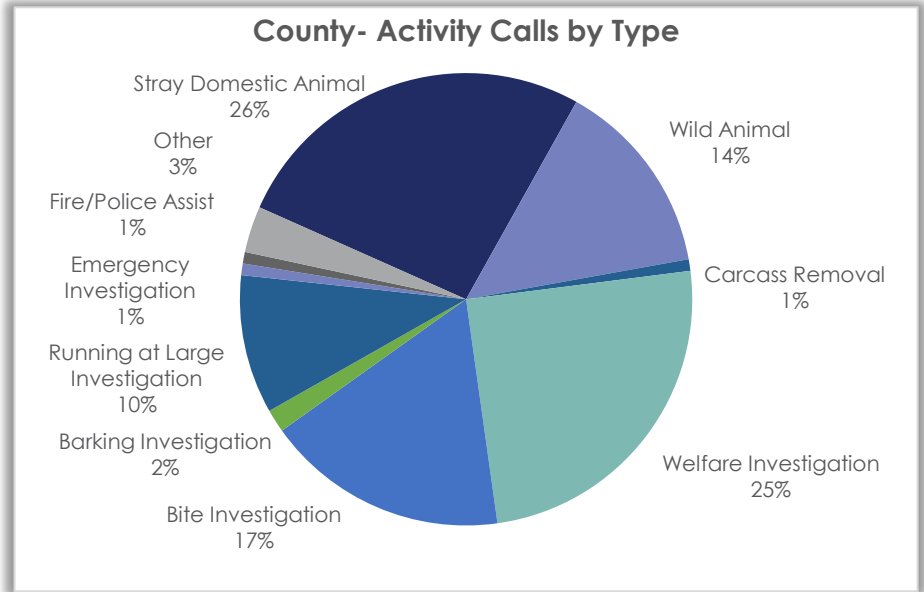
WINNEBAGO COUNTY

— ANIMAL SERVICES —

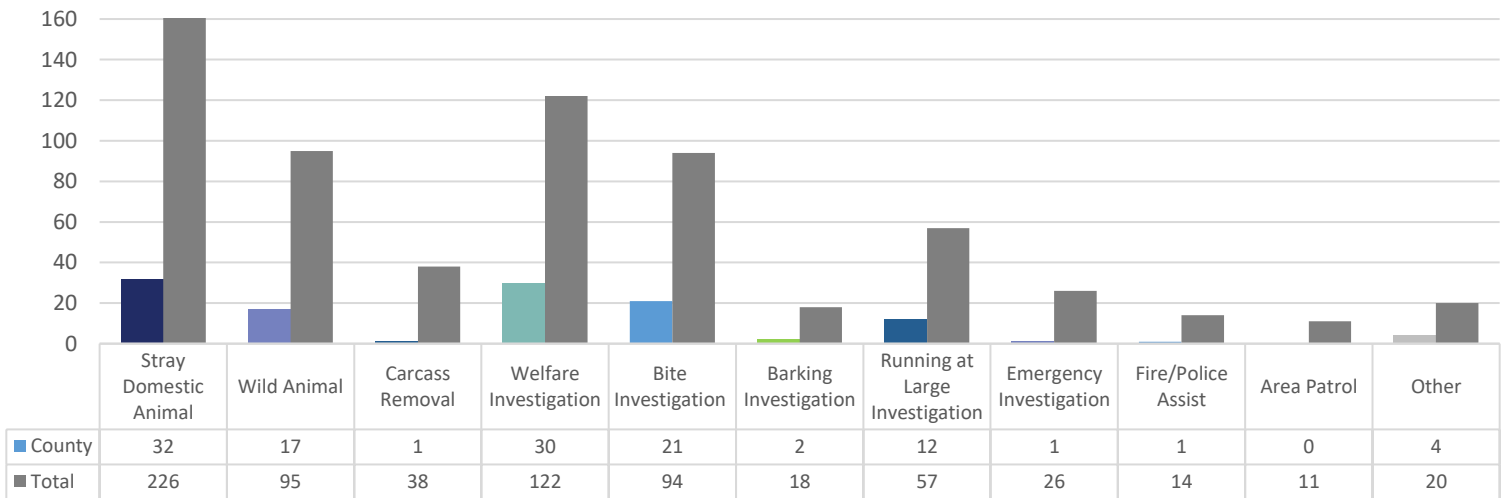
July 2020

Activity Calls for the County by Activity Call Type

Activity Call Types	July 2020
Stray Domestic Animal	32
Wild Animal	17
Carcass Removal	1
Welfare Investigation	30
Bite Investigation	21
Barking Investigation	2
Running at Large Investigation	12
Emergency Investigation	1
Police/Fire Dept. Assist	1
Area Patrol	0
Other	4
	121



Activity Calls by Type: Comparison- County vs. Total



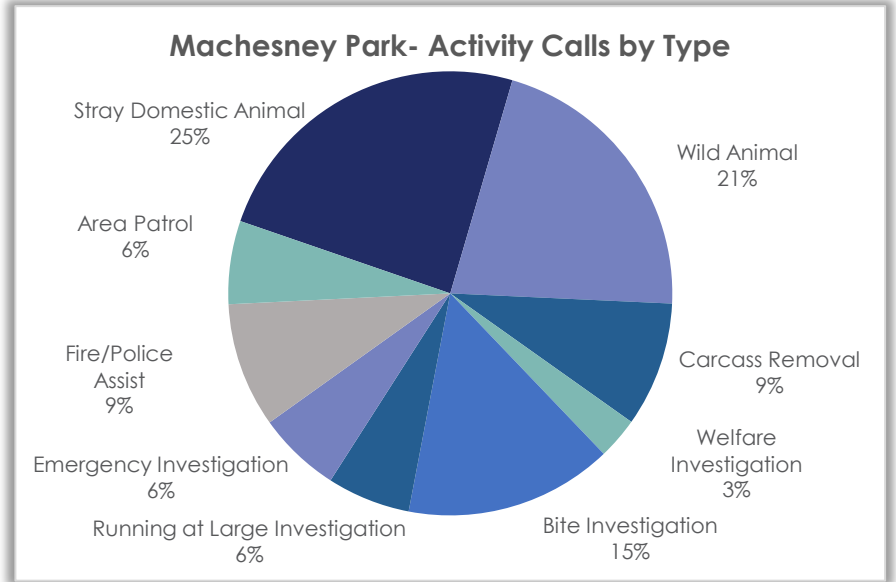
WINNEBAGO COUNTY

— ANIMAL SERVICES —

July 2020

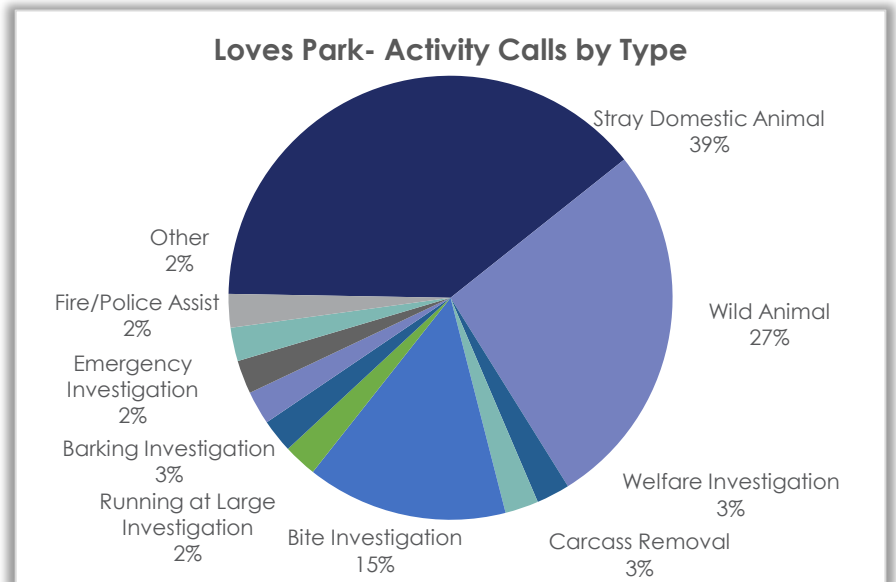
Activity Calls for Machesney Park by Activity Call Type

Activity Call Types	July 2020
Stray Domestic Animal	8
Wild Animal	7
Carcass Removal	3
Welfare Investigation	1
Bite Investigation	5
Barking Investigation	0
Running at Large Investigation	2
Emergency Investigation	2
Police/Fire Dept. Assist	3
Area Patrol	2
Other	0
	33



Activity Calls for Loves Park by Activity Call Type

Activity Call Types	July 2020
Stray Domestic Animal	16
Wild Animal	11
Carcass Removal	1
Welfare Investigation	1
Bite Investigation	6
Barking Investigation	1
Running at Large Investigation	1
Emergency Investigation	1
Police/Fire Dept. Assist	1
Area Patrol	1
Other	1
	41



WINNEBAGO COUNTY

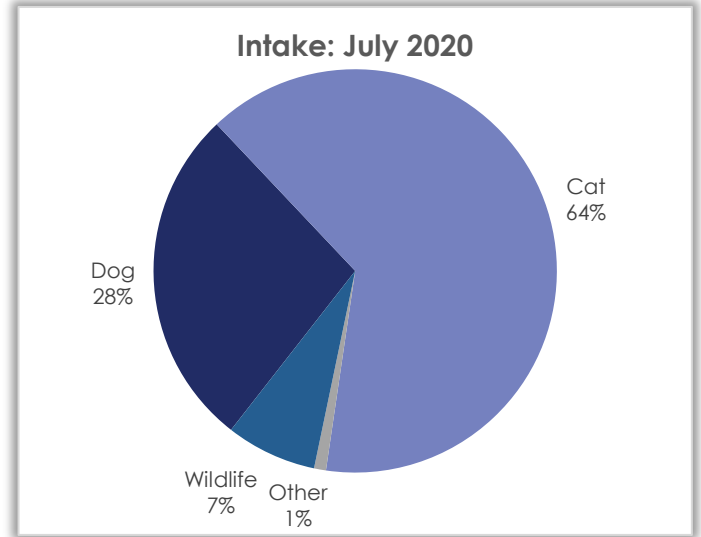
— ANIMAL SERVICES —

July 2020

Intake – July 2020

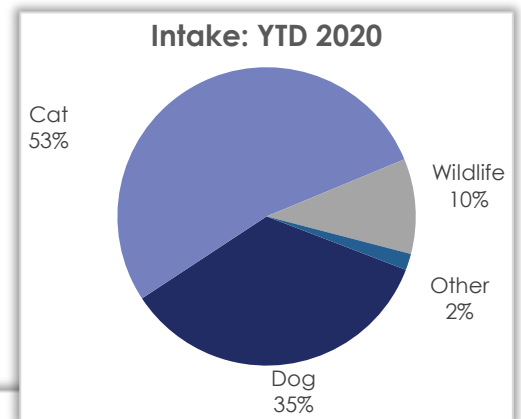
Intake by Species – Month/Year Comparison

Species	July 2020	July 2019	July 2018
Dog	143	186	157
Cat	336	274	160
Goat	1	0	0
Domestic Rabbit	2	0	0
Domestic Bird	2	0	0
Potbelly Pig	0	1	0
Parakeet	0	4	0
Guinea Pig	0	4	10
Hamster	0	0	5
Snake	0	0	2
Sheep	0	0	1
Fish	0	0	3
Turtle	0	0	2
Salamander	0	0	2
Wildlife	38	63	57
Total	522	532	403

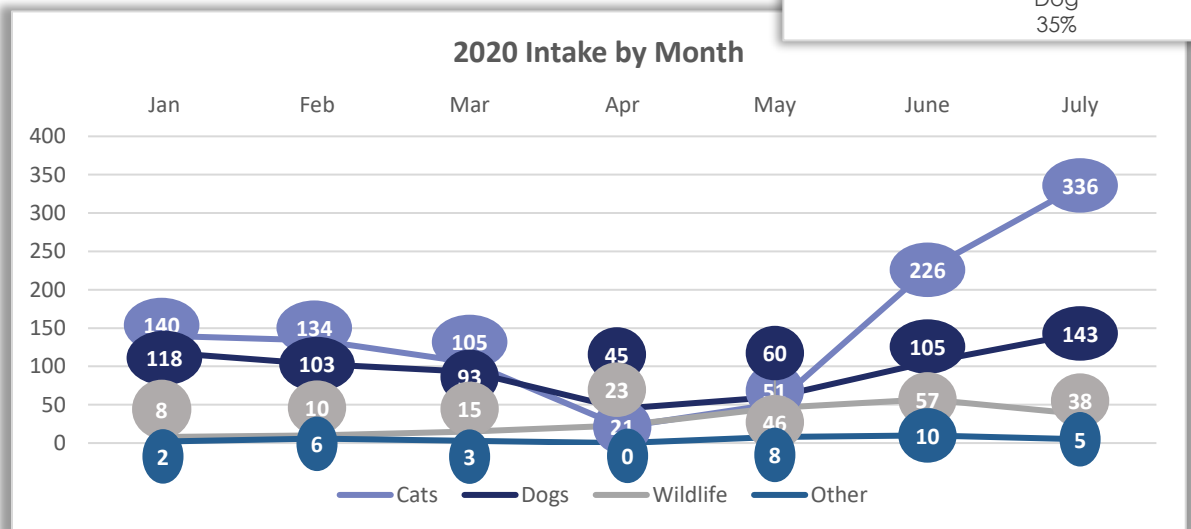


Intake by Species – YTD/Year Comparison

Species	YTD 2020	YTD 2019	YTD 2018
Dog	667	1,103	996
Cat	1,013	1,051	1,052
Wildlife	197	290	309
Other	34	100	63
Total	1,911	2,544	2,420



2020 Intake by Month



WINNEBAGO COUNTY

— ANIMAL SERVICES —

July 2020

Return to Owner – July 2020

Return to Owner by Species – Month/Year Comparison

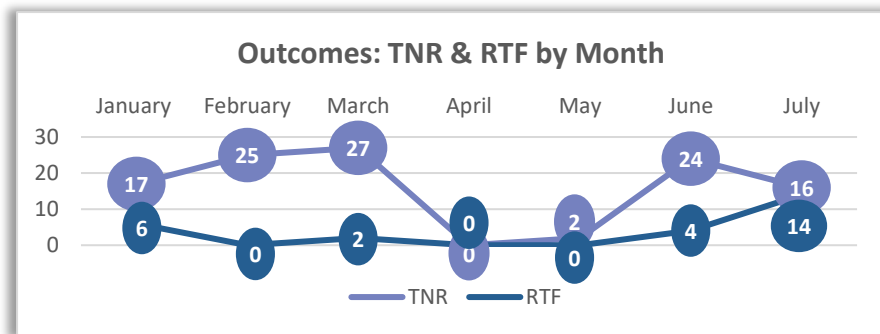
Species	July 2020	July 2019	July 2018
Dog	64	64	65
Cat	6	3	3
Other	0	0	0
Total	70	67	68

Return to Owner by Species – YTD/Year Comparison

Species	YTD 2020	YTD 2019	YTD 2018
Dog	296	410	387
Cat	25	45	34
Other	0	0	1
Total	321	455	422

2020 Trap-Neuter-Return and Return-to-Field Outcomes

	January	February	March	April	May	June	July	
TNR	17	25	27	0	2	24	16	111
RTF	6	0	2	0	0	4	14	26
	23	25	29	0	2	28	30	137



Wildlife Rehabilitation

July 2020

July 2020	July 2019	July 2018
7	20	9

YTD 2020

YTD 2020	YTD 2019	YTD 2018
38	79	68



WINNEBAGO COUNTY

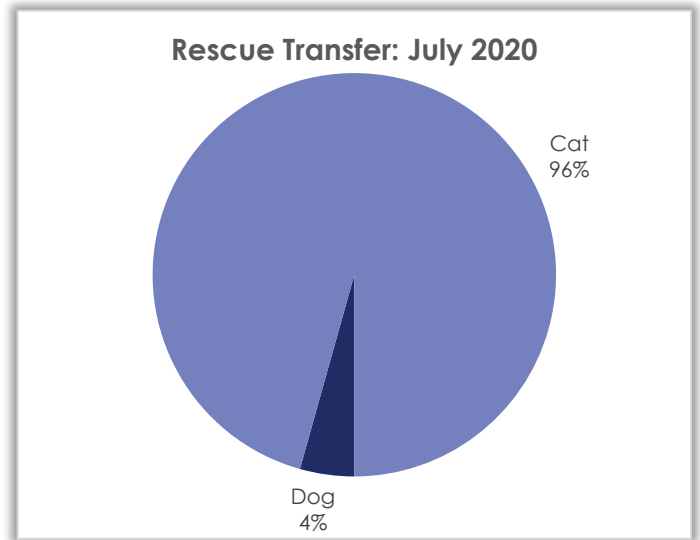
— ANIMAL SERVICES —

July 2020

Rescue Transfer – July 2020

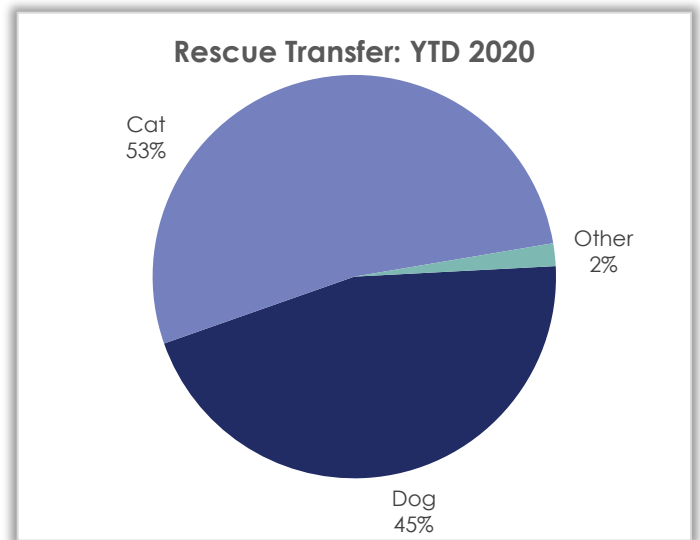
Rescue Transfer by Species – Month/Year Comparison

Species	July 2020	July 2019	July 2018
Dog	2	18	4
Cat	44	39	17
Snake	0	0	1
Total	46	57	22



Rescue Transfer by Species – YTD/Year Comparison

Species	YTD 2020	YTD 2019	YTD 2018
Dog	50	65	75
Cat	58	127	174
Other	2	8	3
Total	110	200	252



WINNEBAGO COUNTY

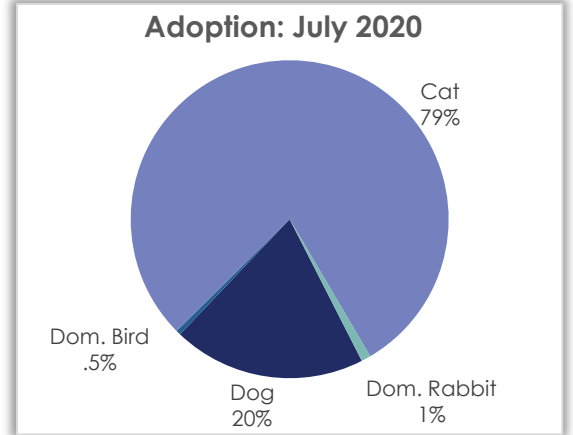
— ANIMAL SERVICES —

July 2020

Adoption – July 2020

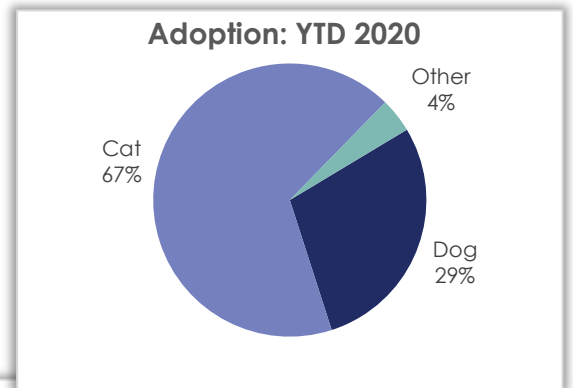
Adoption by Species – Month/Year Comparison

Species	July 2020	July 2019	July 2018
Dog	41	98	42
Cat	165	151	50
Guinea Pig	0	2	1
Sheep	0	0	1
Domestic Geese	0	0	2
Potbelly Pig	0	1	0
Domestic Bird	1	0	0
Parakeet	0	2	0
Hamster	0	0	1
Domestic Rabbit	2	0	1
Total	209	254	98

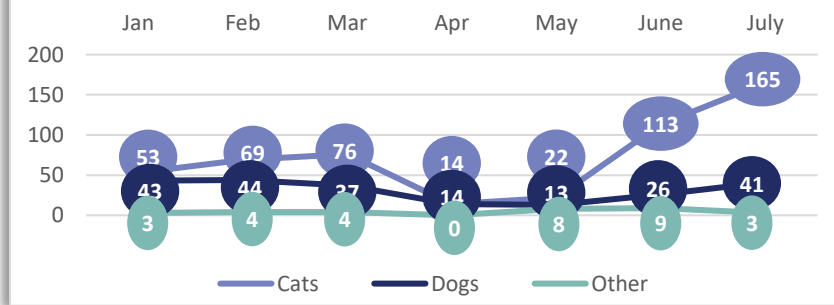


Adoption by Species – YTD/Year Comparison

Species	YTD 2020	YTD 2019	YTD 2018
Dog	218	439	273
Cat	512	518	350
Other	31	57	31
Total	761	1,014	654



Adoption: 2020 Monthly Adoptions by Species



Off-site Adoptions by PetSmart Location – Month/Year Comparison

Location	July 2020	July 2019	July 2018
Hwy 173	-	11	13
E. State St.	-	11	-
Janesville	-	4	-
Greenfield	-	16	-
Brookfield	26	11	-
Total	26	53	13



WINNEBAGO COUNTY

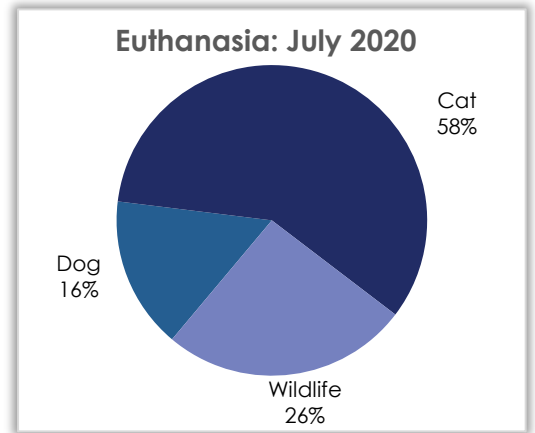
— ANIMAL SERVICES —

July 2020

Euthanasia – July 2020

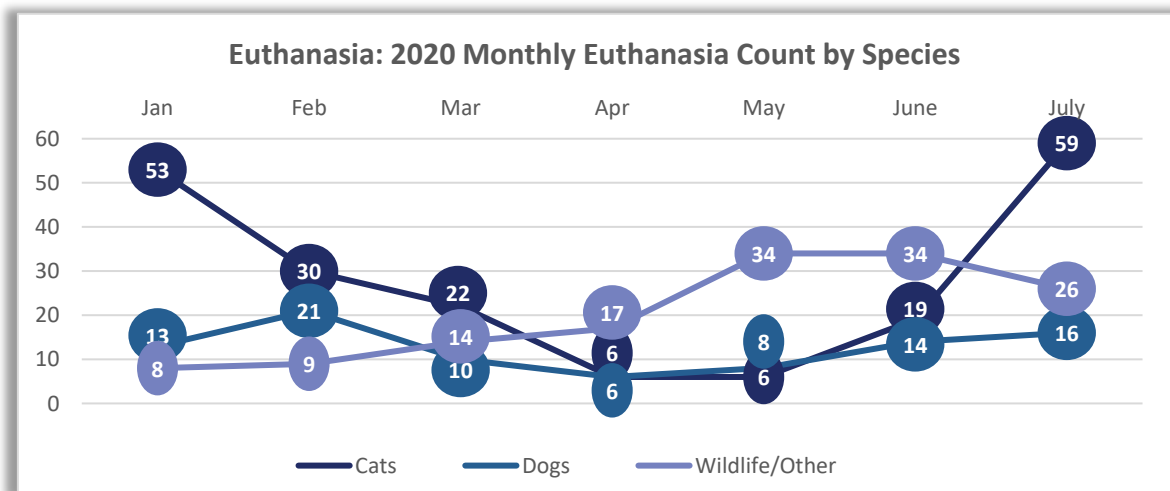
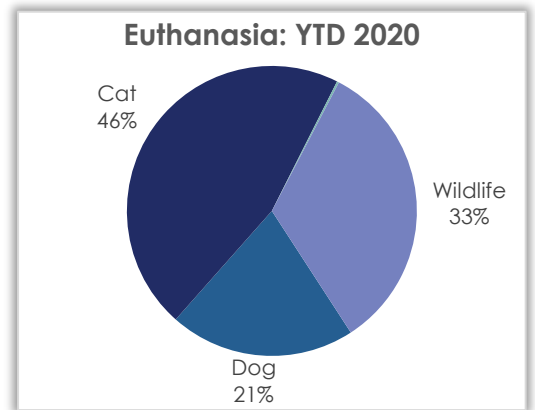
Euthanasia by Species – Month/Year Comparison

Species	July 2020	July 2019	July 2018
Dog	16	16	36
Cat	59	54	94
Other	0	37	2
Wildlife	26	0	32
Total	101	107	164



Euthanasia by Species – YTD/Year Comparison

Species	YTD 2020	YTD 2019	YTD 2018
Dog	88	139	241
Cat	195	185	405
Other	1	38	5
Wildlife	141	154	166
Total	425	516	817



WINNEBAGO COUNTY

ANIMAL SERVICES

July 2020

Veterinary Operations – July 2020

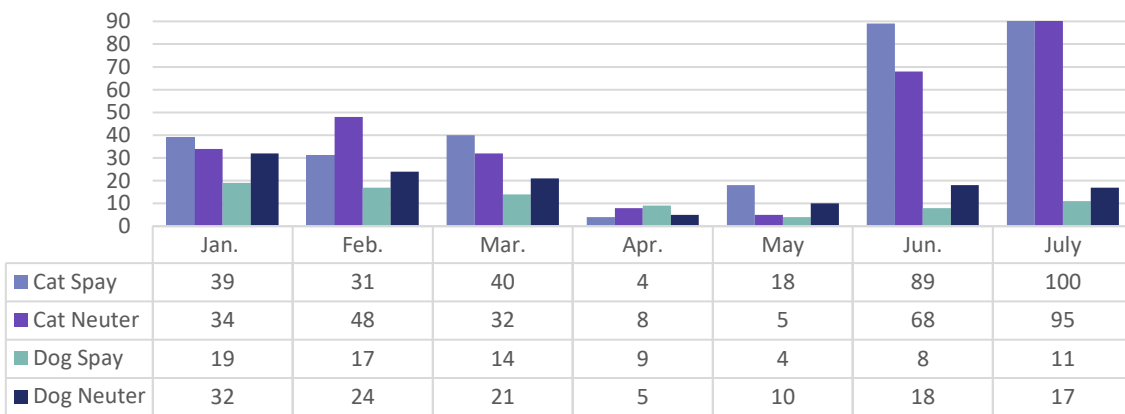
Spay/Neuter Surgeries – July Totals

	Dog	Cat	
Spay	11	100	111
Neuter	17	95	112
Total	28	195	223

Spay/Neuter Surgeries – YTD Totals

	Dog	Cat	
Spay	82	321	403
Neuter	127	290	417
Total	209	611	820

Veterinary - Spay/Neuter Surgeries - by Species by Month



Veterinary – Other Procedures - YTD by Month

Procedure	Jan	Feb	Mar	Apr	May	Jun	July	
Repair Umbilical Hernia	1	1	0	2	0	0	1	5
Leg Amputation	1	0	1	0	0	0	0	2
Repair Incision	0	2	0	0	0	0	0	2
Treat/Close Wound	0	1	2	0	0	0	5	8
Tail Amputation	0	0	1	0	0	1	0	1
Hematoma Repair	0	0	1	0	0	0	0	1
Enucleation	0	0	1	0	1	0	0	2
Inguinal Hernia	0	0	1	0	0	1	0	1
FHO	0	1	1	0	0	0	0	2
Entropion	0	0	0	0	0	1	1	2
Rem Mammary Tumor	0	0	0	0	0	0	1	1
	2	5	8	2	1	3	0	29

