

WINNEBAGO COUNTY

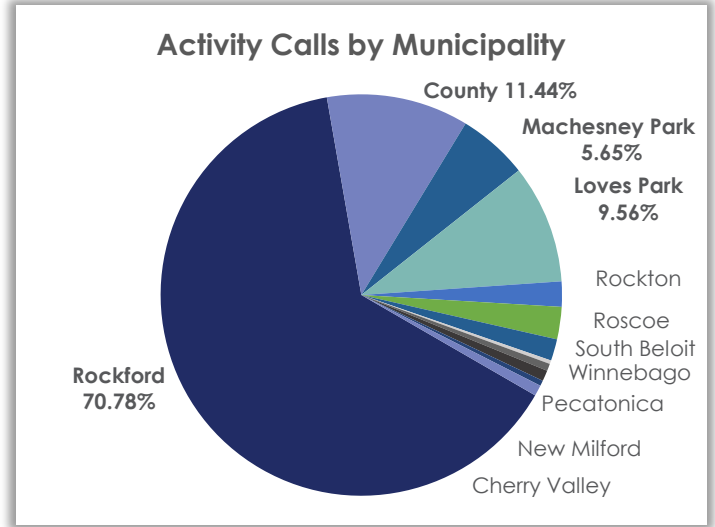
— ANIMAL SERVICES —

June 2020

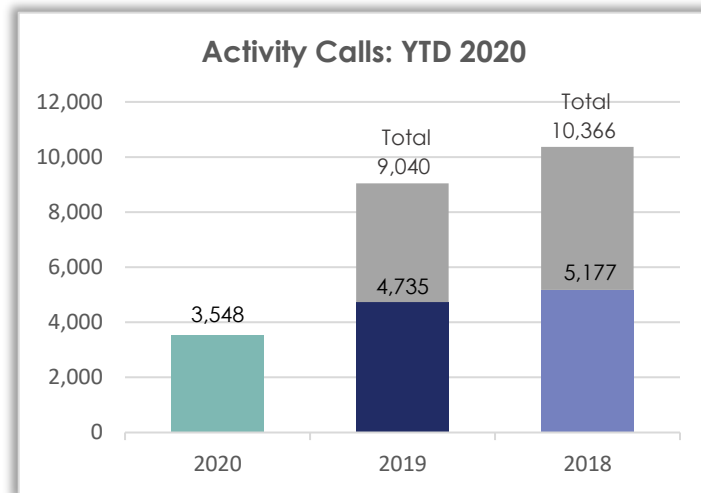
Activity Calls – June 2020

Activity Calls by Municipality – Month/Year Comparison

Municipality	June 2020	June 2019	June 2018
Rockford	441	623	-
County	79	143	-
Machesney Park	39	83	-
Loves Park	66	45	-
Rockton	14	12	-
Roscoe	18	20	-
South Beloit	12	27	-
Durand	2	5	-
Pecatonica	4	4	-
Winnebago	6	7	-
New Milford	3	2	-
Cherry Valley	6	10	-
Total	690	981	1,046



All Municipalities - Activity Calls: YTD/Year Comparison



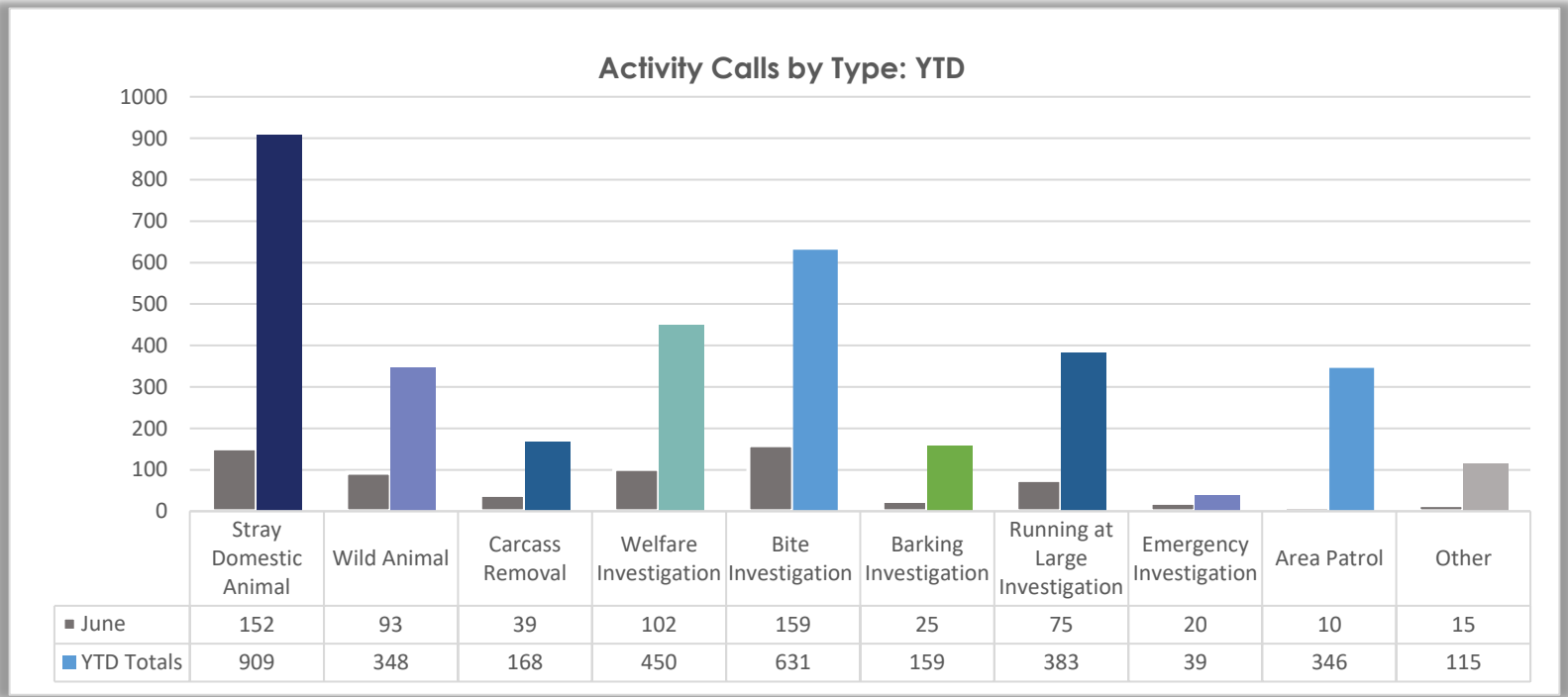
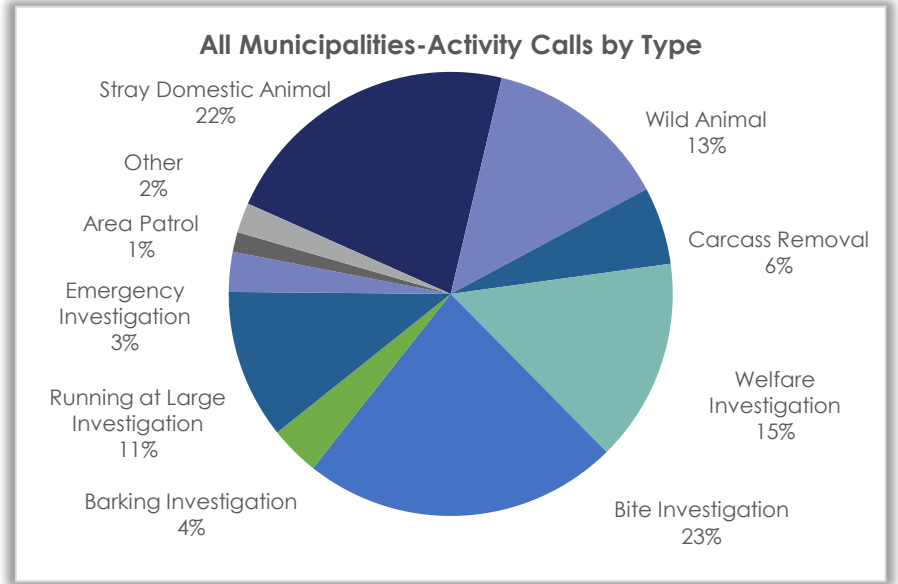
WINNEBAGO COUNTY

— ANIMAL SERVICES —

June 2020

Activity Calls for All Municipalities by Activity Call Type

Activity Call Types	June 2020
Stray Domestic Animal	152
Wild Animal	93
Carcass Removal	39
Welfare Investigation	102
Bite Investigation	159
Barking Investigation	25
Running at Large Investigation	75
Emergency Investigation	20
Area Patrol	10
Other	15
	690



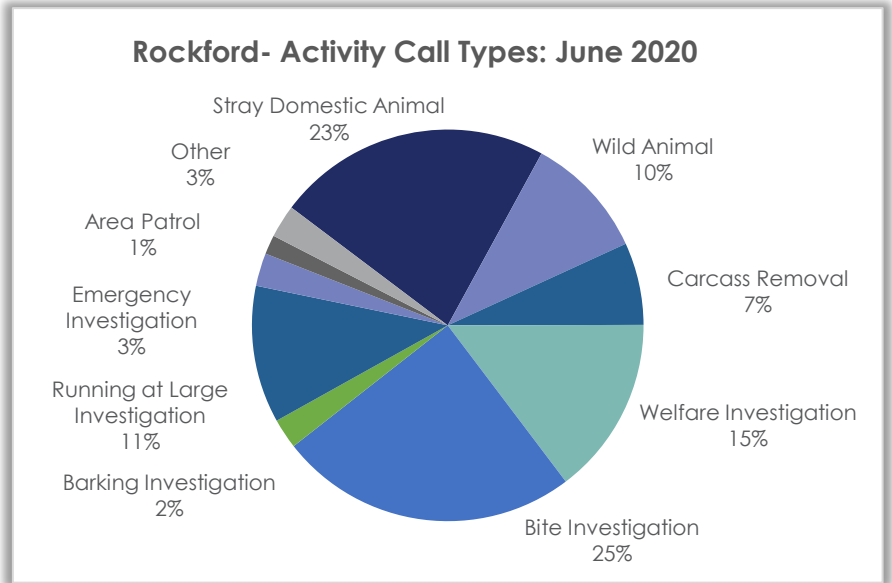
WINNEBAGO COUNTY

— ANIMAL SERVICES —

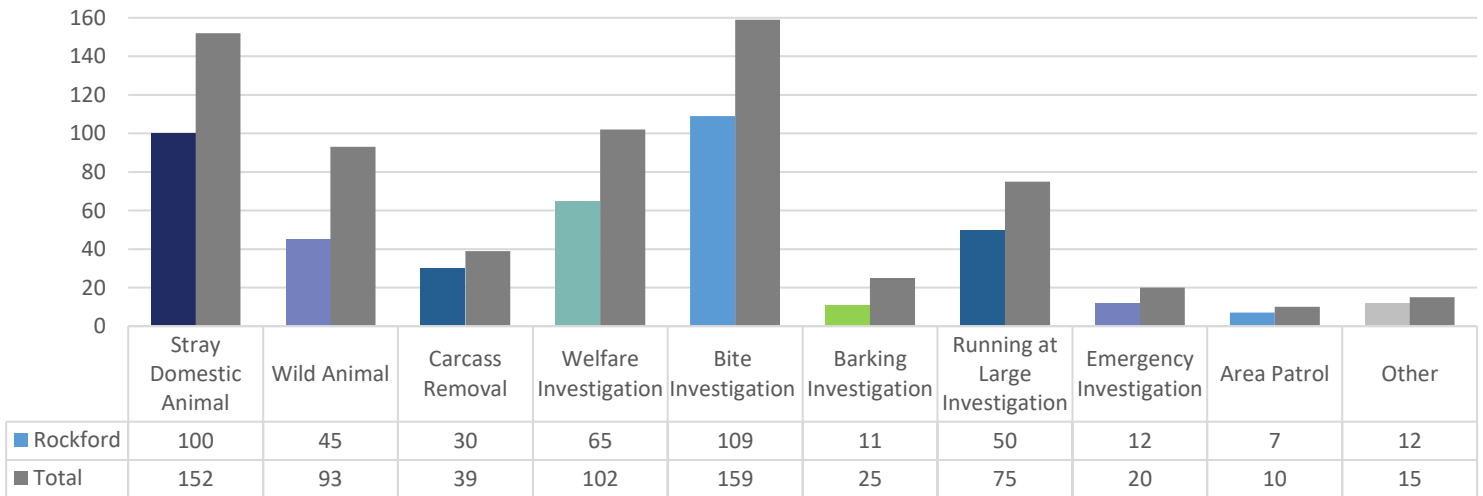
June 2020

Activity Calls for Rockford by Activity Call Type

Activity Call Types	June 2020
Stray Domestic Animal	100
Wild Animal	45
Carcass Removal	30
Welfare Investigation	65
Bite Investigation	109
Barking Investigation	11
Running at Large Investigation	50
Emergency Investigation	12
Area Patrol	7
Other	12
	441



Activity Calls by Type: Rockford vs. Total Comparison



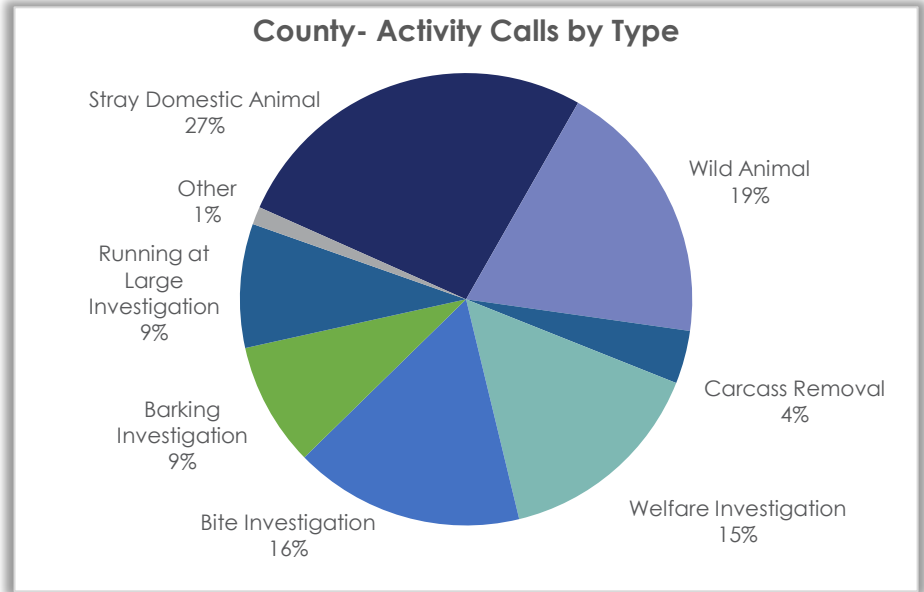
WINNEBAGO COUNTY

— ANIMAL SERVICES —

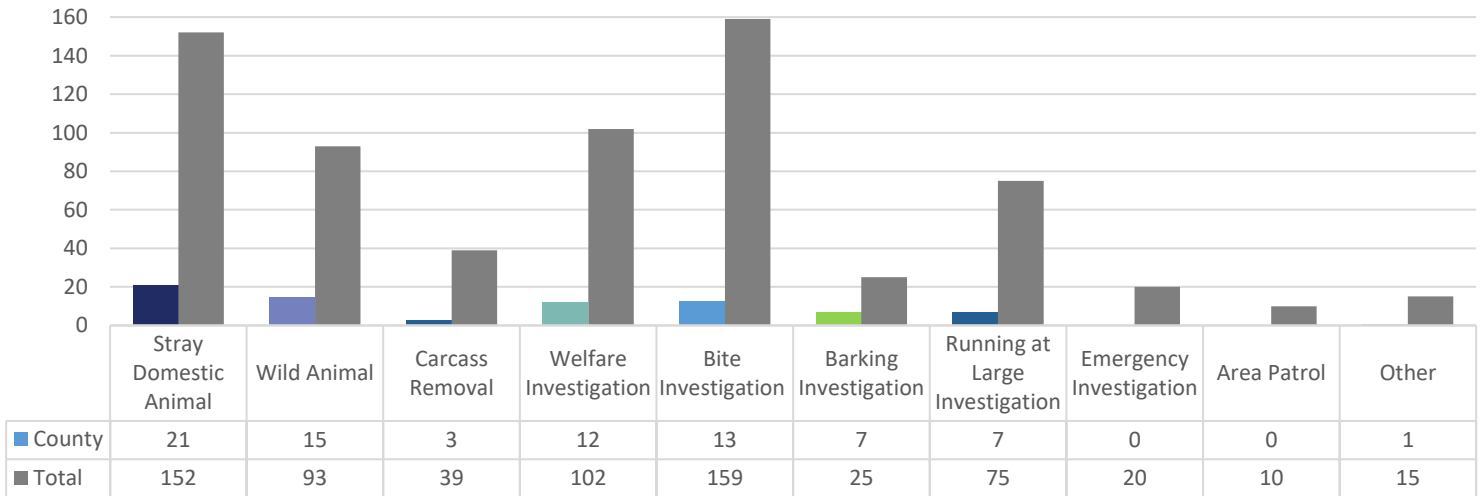
June 2020

Activity Calls for the County by Activity Call Type

Activity Call Types	June 2020
Stray Domestic Animal	21
Wild Animal	15
Carcass Removal	3
Welfare Investigation	12
Bite Investigation	13
Barking Investigation	7
Running at Large Investigation	7
Emergency Investigation	0
Area Patrol	0
Other	1
	79



Activity Calls by Type: Comparison- County vs. Total



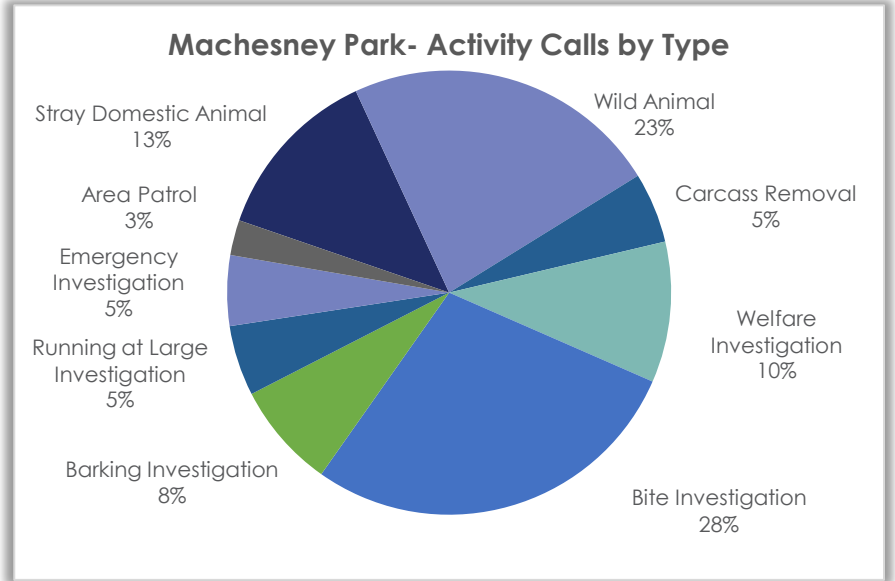
WINNEBAGO COUNTY

— ANIMAL SERVICES —

June 2020

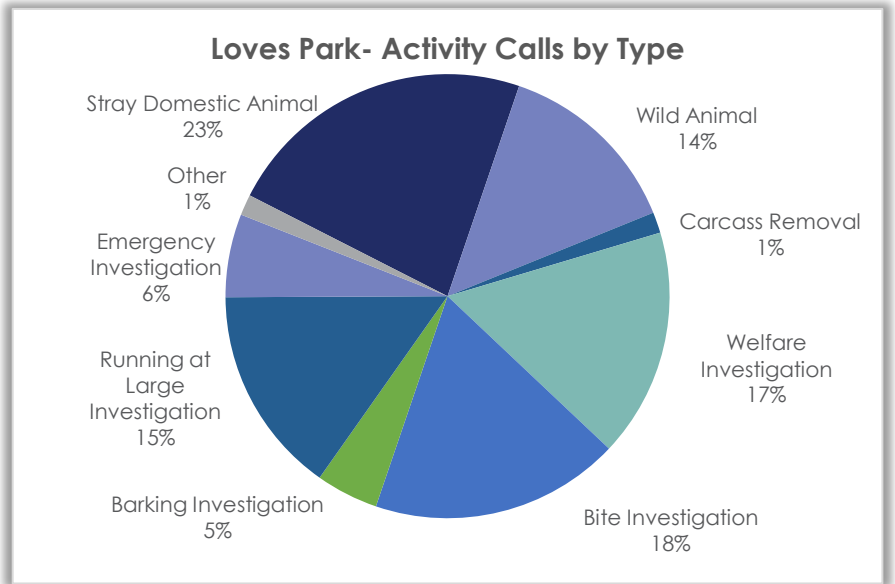
Activity Calls for Machesney Park by Activity Call Type

Activity Call Types	June 2020
Stray Domestic Animal	5
Wild Animal	9
Carcass Removal	2
Welfare Investigation	4
Bite Investigation	11
Barking Investigation	3
Running at Large Investigation	2
Emergency Investigation	2
Area Patrol	1
Other	0
	39



Activity Calls for Loves Park by Activity Call Type

Activity Call Types	June 2020
Stray Domestic Animal	15
Wild Animal	9
Carcass Removal	1
Welfare Investigation	11
Bite Investigation	12
Barking Investigation	3
Running at Large Investigation	10
Emergency Investigation	4
Area Patrol	0
Other	1
	66



WINNEBAGO COUNTY

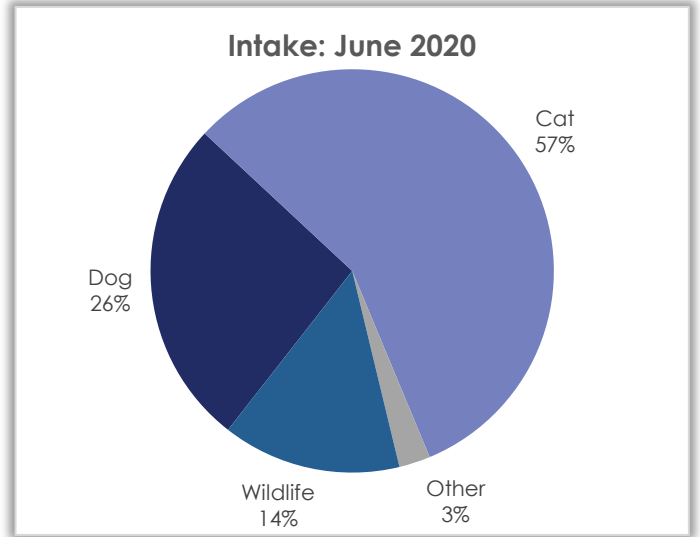
— ANIMAL SERVICES —

June 2020

Intake – June 2020

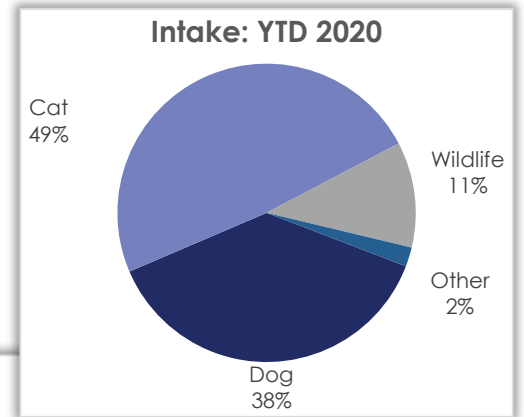
Intake by Species – Month/Year Comparison

Species	June 2020	June 2019	June 2018
Dog	105	191	167
Cat	226	186	214
Guinea Pig	2	0	0
Gerbil	0	1	0
Ferret	0	2	0
Tropical Fish	0	6	0
Domestic Rabbit	1	4	2
Domestic Bird	2	0	0
Rat	5	0	0
Wildlife	57	79	54
Total	398	469	437

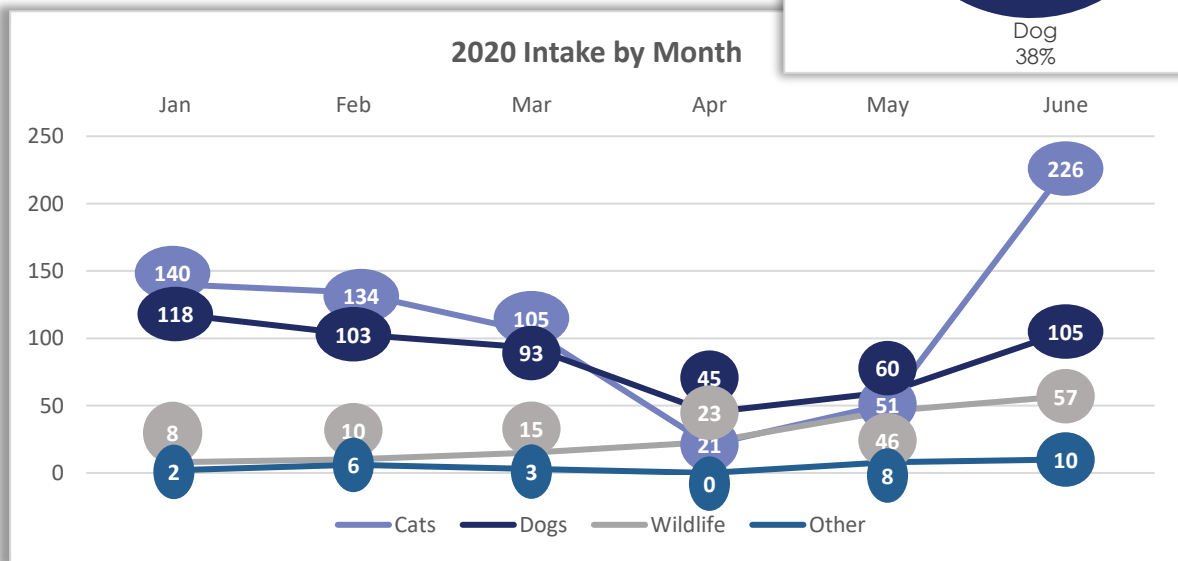


Intake by Species – YTD/Year Comparison

Species	YTD 2020	YTD 2019	YTD 2018
Dog	524	917	839
Cat	677	777	892
Wildlife	159	227	252
Other	29	91	34
Total	1,389	2,012	2,017



2020 Intake by Month



WINNEBAGO COUNTY

— ANIMAL SERVICES —

June 2020

Return to Owner – June 2020

Return to Owner by Species – Month/Year Comparison

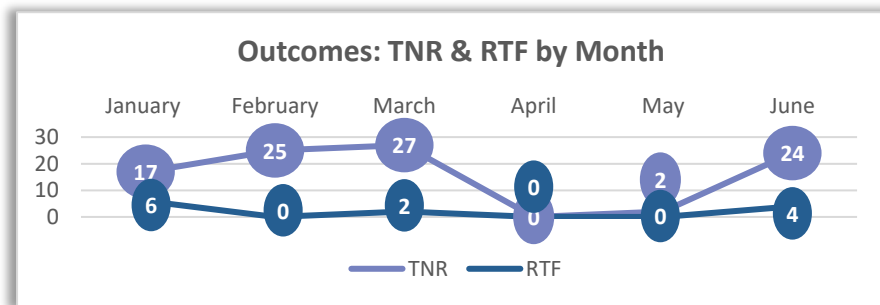
Species	June 2020	June 2019	June 2018
Dog	58	81	64
Cat	5	7	1
Other	0	0	0
Total	63	88	65

Return to Owner by Species – YTD/Year Comparison

Species	YTD 2020	YTD 2019	YTD 2018
Dog	232	346	322
Cat	19	42	31
Other	0	0	1
Total	251	388	354

2020 Trap-Neuter-Return and Return-to-Field Outcomes

	January	February	March	April	May	June	
TNR	17	25	27	0	2	24	95
RTF	6	0	2	0	0	4	12
	23	25	29	0	2	28	107



Wildlife Rehabilitation

June 2020

June 2020	June 2019	June 2018
16	40	17

YTD 2020

YTD 2020	YTD 2019	YTD 2018
31	59	59



WINNEBAGO COUNTY

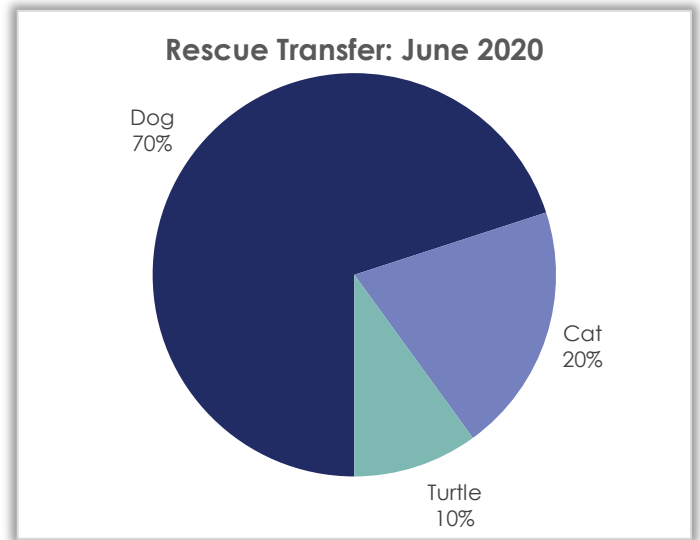
— ANIMAL SERVICES —

June 2020

Rescue Transfer – June 2020

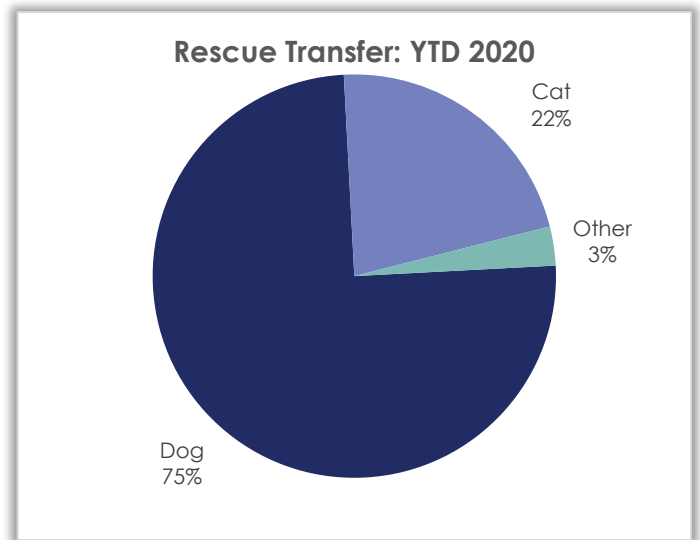
Rescue Transfer by Species – Month/Year Comparison

Species	June 2020	June 2019	June 2018
Dog	7	8	12
Cat	2	13	31
Turtle	1	0	0
Ferret	0	1	0
Snake	0	1	0
Total	10	23	43



Rescue Transfer by Species – YTD/Year Comparison

Species	YTD 2020	YTD 2019	YTD 2018
Dog	48	47	71
Cat	14	88	157
Other	2	8	2
Total	64	143	230



WINNEBAGO COUNTY

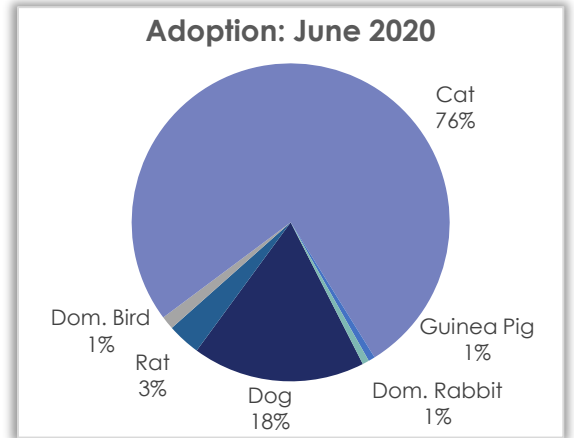
— ANIMAL SERVICES —

June 2020

Adoption – June 2020

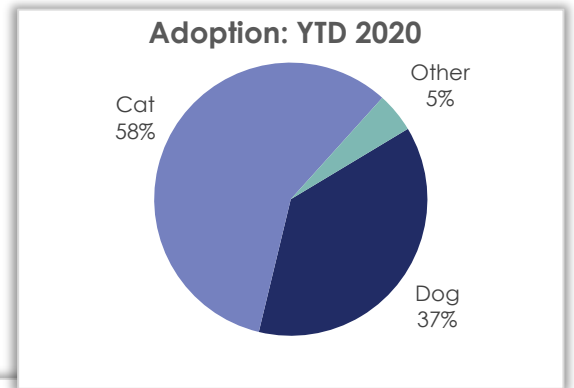
Adoption by Species – Month/Year Comparison

Species	June 2020	June 2019	June 2018
Dog	26	59	35
Cat	113	83	71
Guinea Pig	1	1	0
Rat	5	0	0
Ferret	0	1	0
Tropical Fish	0	6	0
Domestic Bird	2	0	0
Lizard	0	0	1
Hamster	0	1	0
Domestic Rabbit	1	3	2
Gerbil	0	1	0
Total	148	155	109

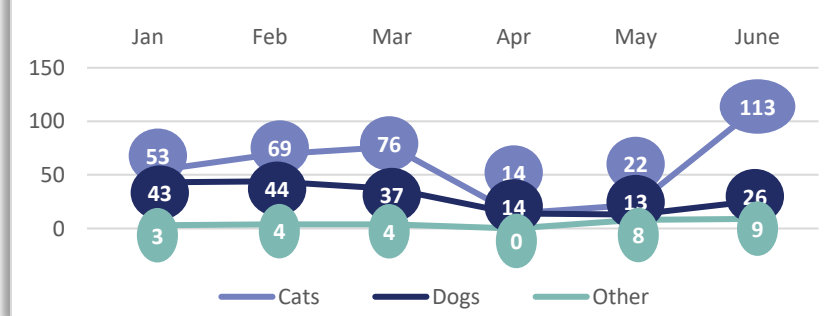


Adoption by Species – YTD/Year Comparison

Species	YTD 2020	YTD 2019	YTD 2018
Dog	177	341	231
Cat	347	367	300
Other	28	52	25
Total	552	760	556



Adoption: 2020 Monthly Adoptions by Species



Off-site Adoptions by PetSmart Location – Month/Year Comparison

Location	June 2020	June 2019	June 2018
Hwy 173	0	9	21
E. State St.	0	-	-
Janesville	0	-	-
Greenfield	0	10	-
Brookfield	18	11	-
Total	18	30	21



WINNEBAGO COUNTY

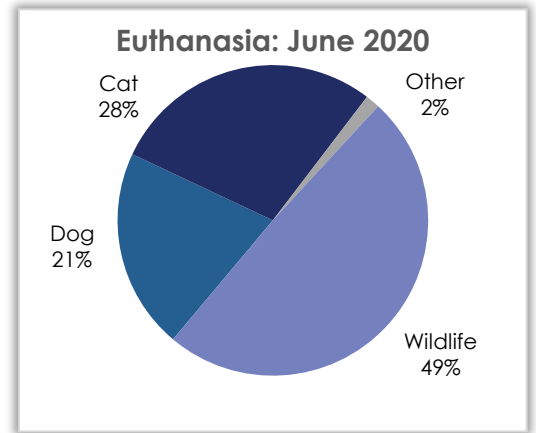
— ANIMAL SERVICES —

June 2020

Euthanasia – June 2020

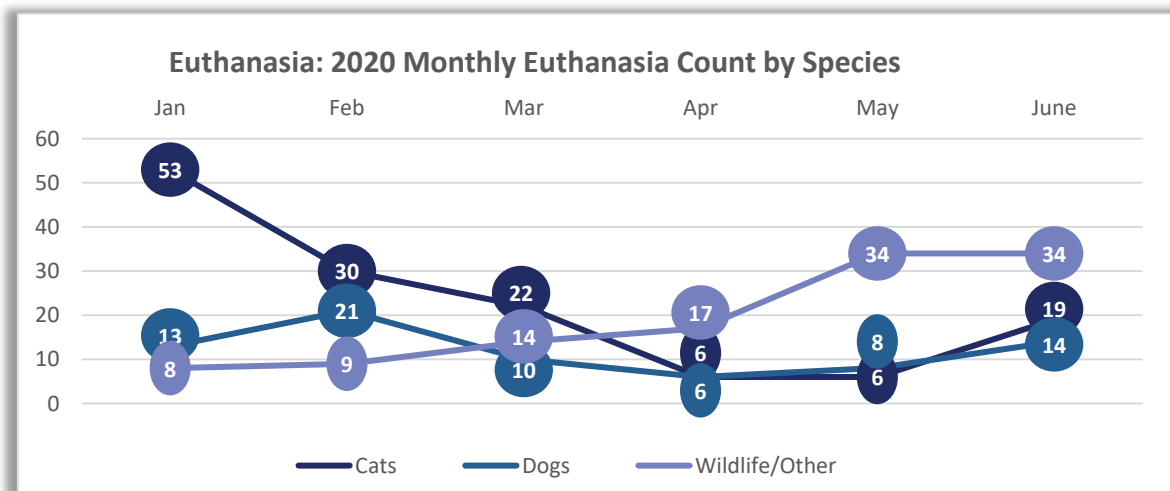
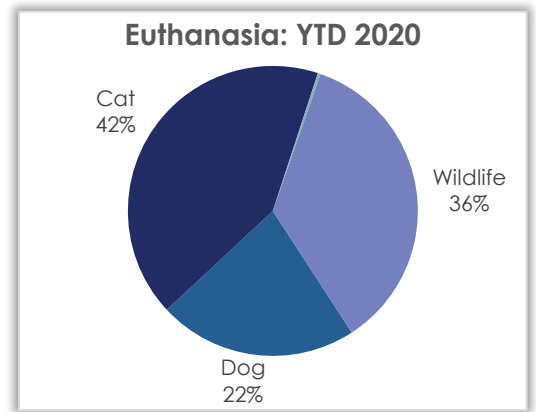
Euthanasia by Species – Month/Year Comparison

Species	June 2020	June 2019	June 2018
Dog	14	27	39
Cat	19	39	43
Other	1	1	0
Wildlife	33	39	31
Total	67	106	113



Euthanasia by Species – YTD/Year Comparison

Species	YTD 2020	YTD 2019	YTD 2018
Dog	72	123	205
Cat	136	131	311
Other	1	1	3
Wildlife	115	154	134
Total	324	409	653



WINNEBAGO COUNTY

— ANIMAL SERVICES —

June 2020

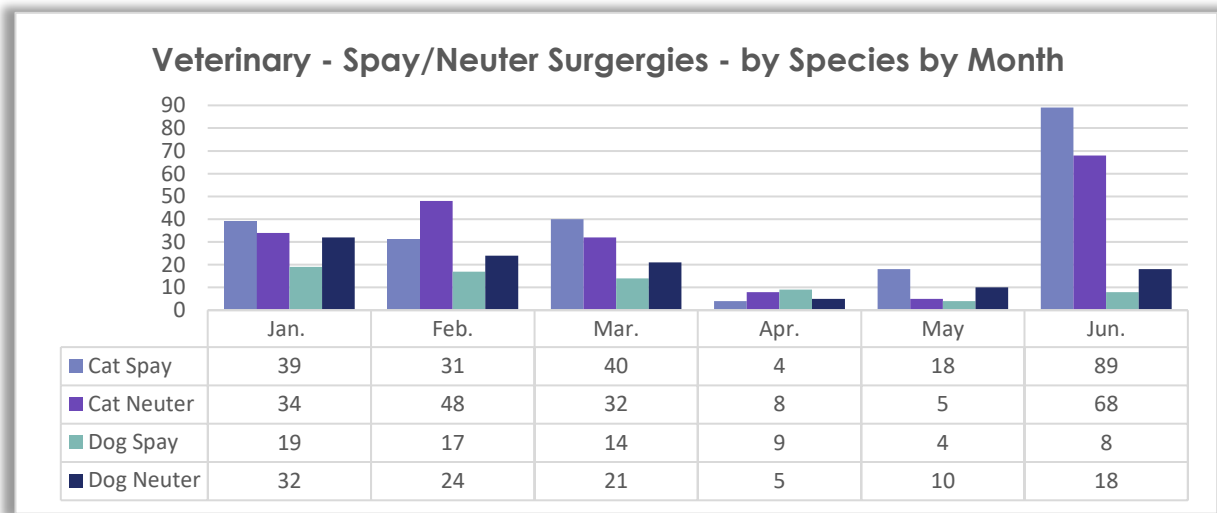
Veterinary Operations – June 2020

Spay/Neuter Surgeries – June Totals

	Dog	Cat	
Spay	8	89	97
Neuter	18	68	86
Total	26	157	183

Spay/Neuter Surgeries – YTD Totals

	Dog	Cat	
Spay	71	221	292
Neuter	110	195	305
Total	181	416	597



Veterinary – Other Procedures - YTD by Month

Procedure	Jan	Feb	Mar	Apr	May	Jun	
Repair Umbilical Hernia	1	1	0	2	0	0	4
Leg Amputation	1	0	1	0	0	0	2
Repair Incision	0	2	0	0	0	0	2
Treat/Close Wound	0	1	2	0	0	0	3
Tail Amputation	0	0	1	0	0	1	1
Hematoma Repair	0	0	1	0	0	0	1
Enucleation	0	0	1	0	1	0	2
Inguinal Hernia	0	0	1	0	0	1	1
FHO	0	1	1	0	0	0	2
Entropion	0	0	0	0	0	1	1
	2	5	8	2	1	3	21

