

WINNEBAGO COUNTY

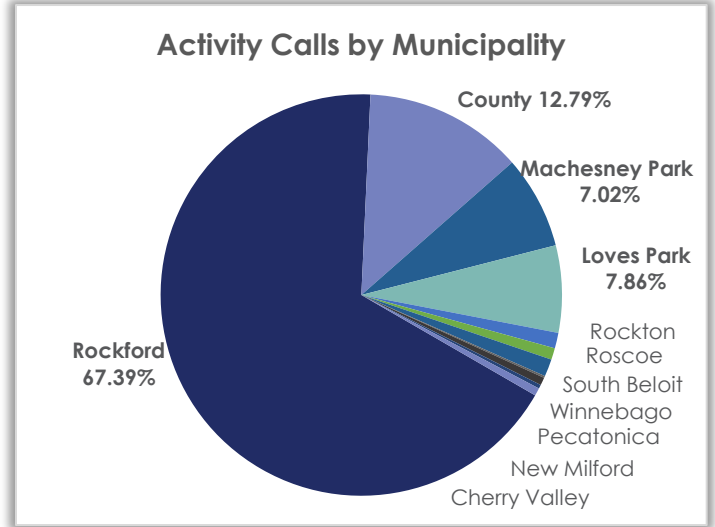
— ANIMAL SERVICES —

March 2020

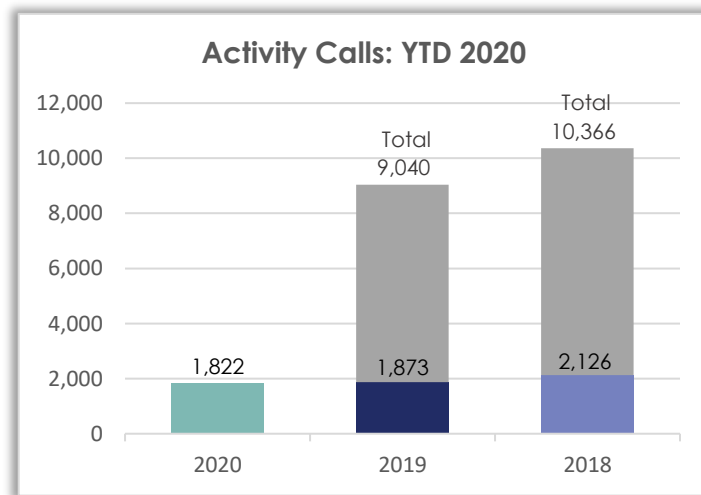
Activity Calls – March 2020

Activity Calls by Municipality – Month/Year Comparison

Municipality	March 2020	March 2019	March 2018
Rockford	432	479	-
County	82	125	-
Machesney Park	48	54	-
Loves Park	45	55	-
Rockton	8	15	-
Roscoe	6	9	-
South Beloit	9	20	-
Durand	0	8	-
Pecatonica	1	1	-
Winnebago	4	0	-
New Milford	2	2	-
Cherry Valley	4	5	-
Total	641	773	829



All Municipalities - Activity Calls: YTD/Year Comparison



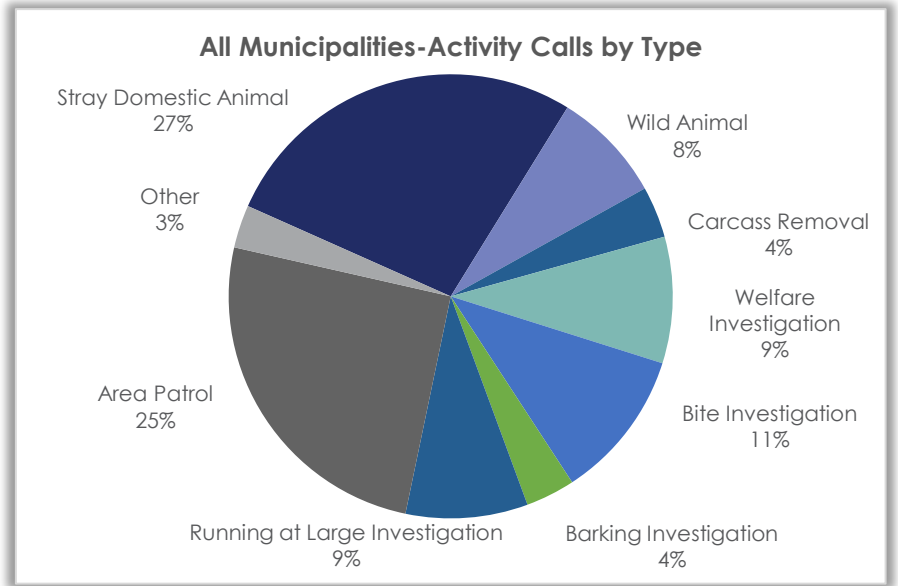
WINNEBAGO COUNTY

— ANIMAL SERVICES —

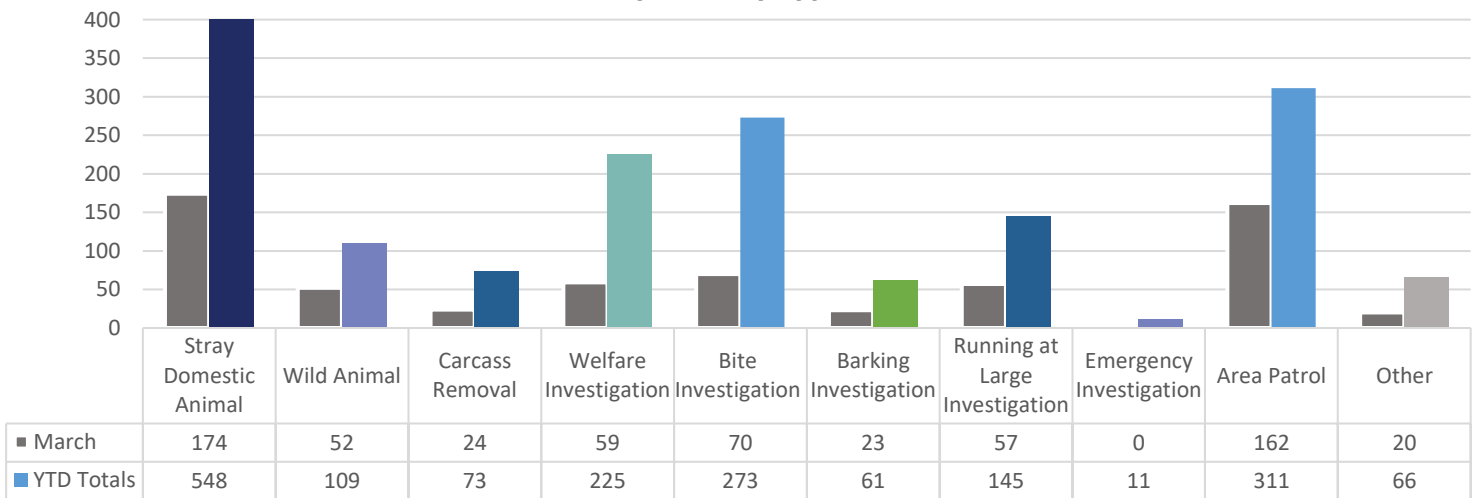
March 2020

Activity Calls for All Municipalities by Activity Call Type

Activity Call Types	March 2020
Stray Domestic Animal	174
Wild Animal	52
Carcass Removal	24
Welfare Investigation	59
Bite Investigation	70
Barking Investigation	23
Running at Large Investigation	57
Emergency Investigation	0
Area Patrol	162
Other	20
	641



Activity Calls by Type: YTD



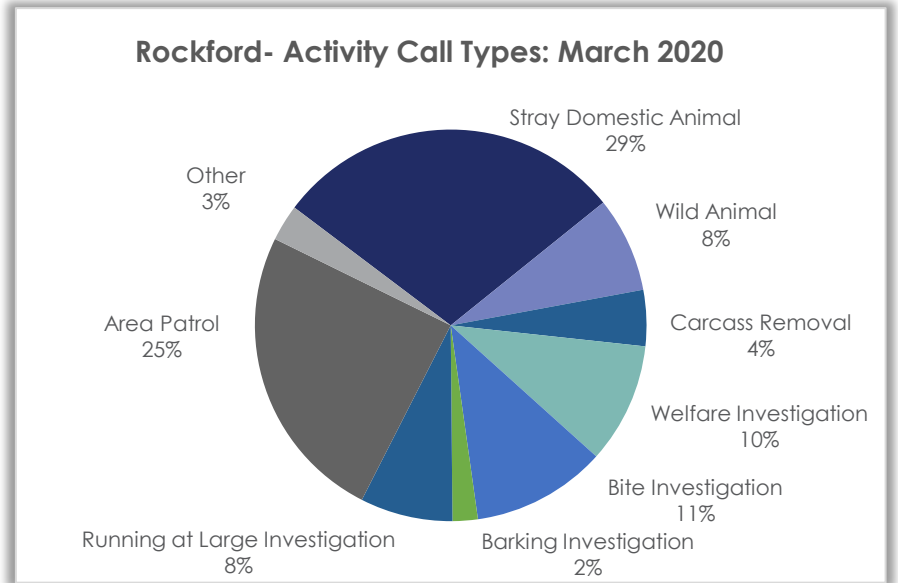
WINNEBAGO COUNTY

— ANIMAL SERVICES —

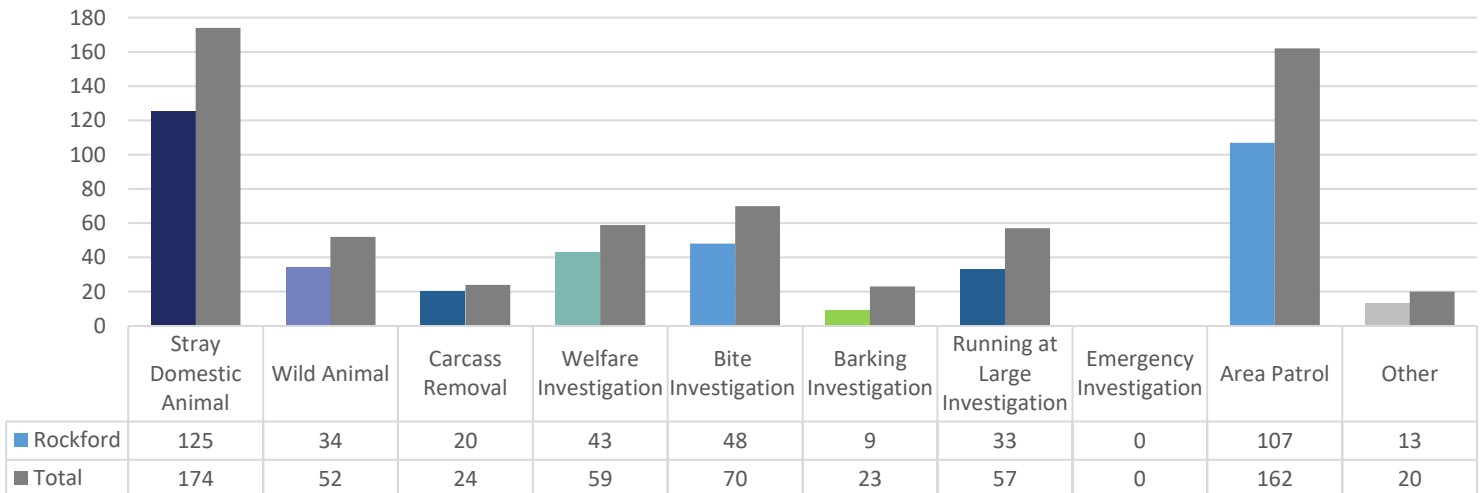
March 2020

Activity Calls for Rockford by Activity Call Type

Activity Call Types	March 2020
Stray Domestic Animal	125
Wild Animal	34
Carcass Removal	20
Welfare Investigation	43
Bite Investigation	48
Barking Investigation	9
Running at Large Investigation	33
Emergency Investigation	0
Area Patrol	107
Other	13
	432



Activity Calls by Type: Rockford vs. Total Comparison



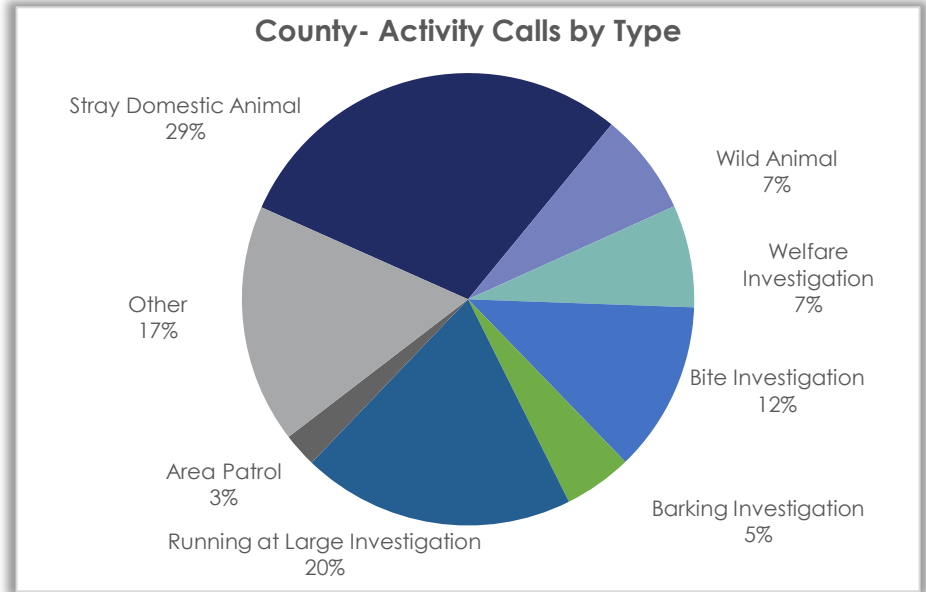
WINNEBAGO COUNTY

— ANIMAL SERVICES —

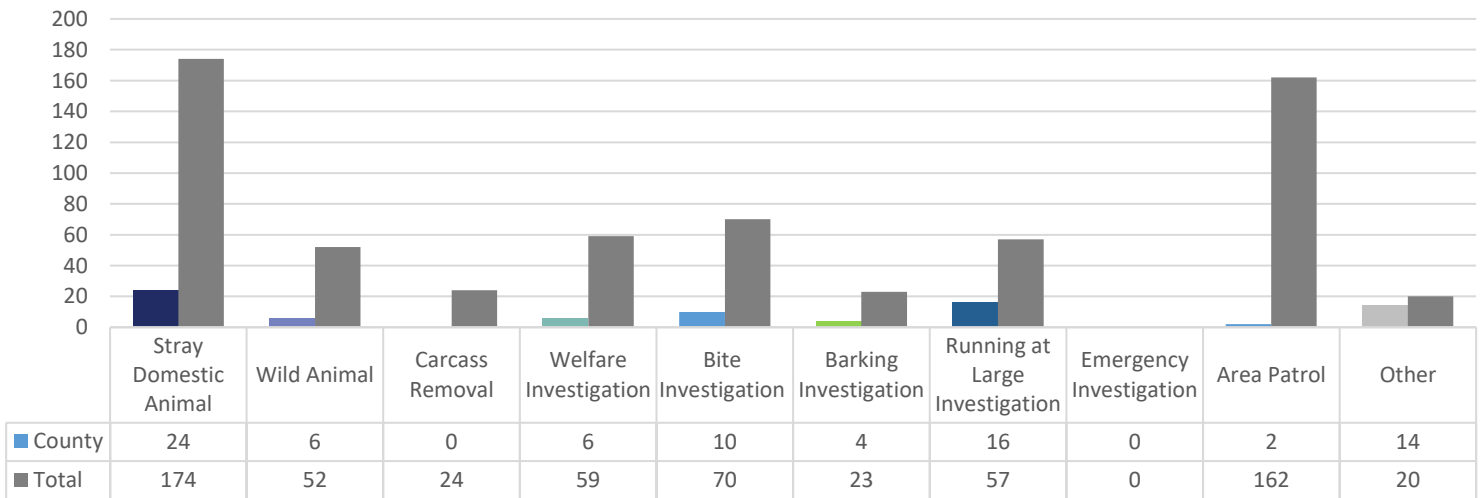
March 2020

Activity Calls for the County by Activity Call Type

Activity Call Types	March 2020
Stray Domestic Animal	24
Wild Animal	6
Carcass Removal	0
Welfare Investigation	6
Bite Investigation	10
Barking Investigation	4
Running at Large Investigation	16
Emergency Investigation	0
Area Patrol	2
Other	14
	82



Activity Calls by Type: Comparison- County vs. Total



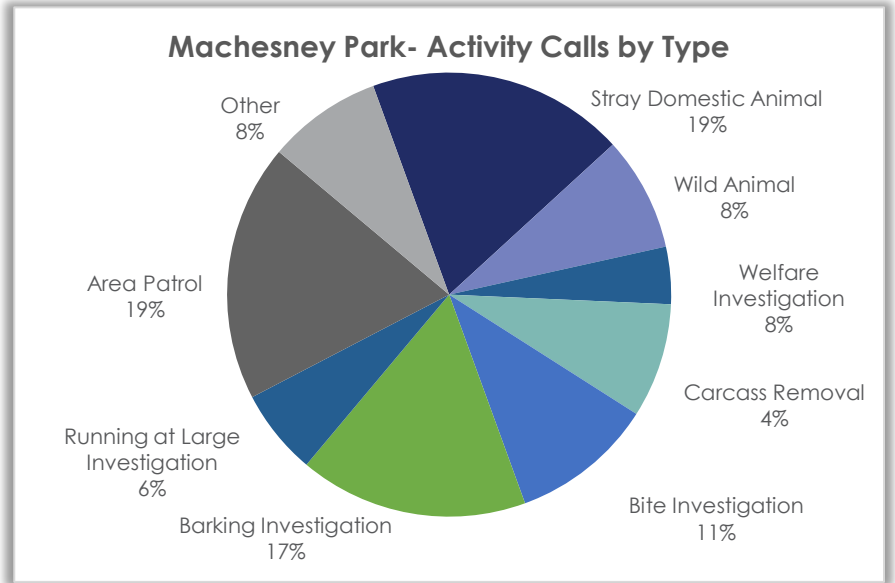
WINNEBAGO COUNTY

— ANIMAL SERVICES —

March 2020

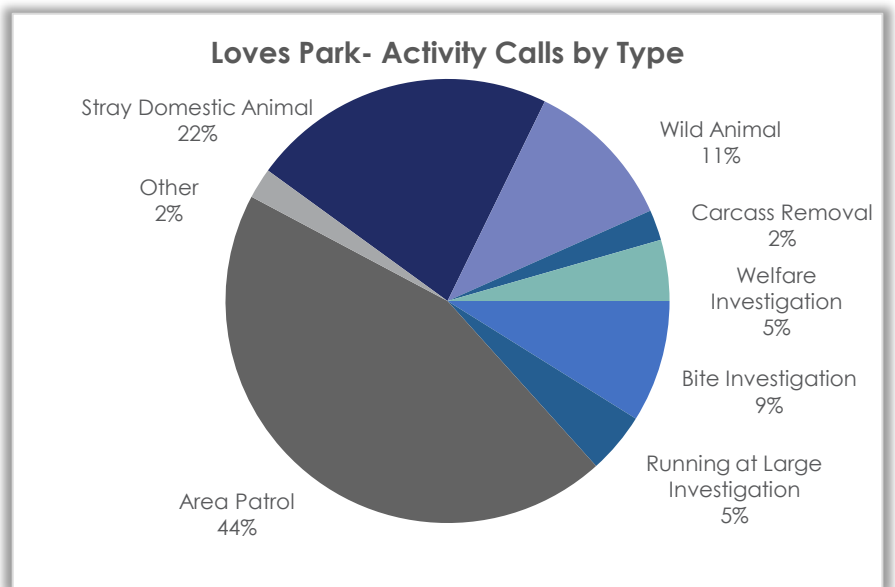
Activity Calls for Machesney Park by Activity Call Type

Activity Call Types	March 2020
Stray Domestic Animal	9
Wild Animal	4
Carcass Removal	2
Welfare Investigation	4
Bite Investigation	5
Barking Investigation	8
Running at Large Investigation	3
Emergency Investigation	0
Area Patrol	9
Other	4
	48



Activity Calls for Loves Park by Activity Call Type

Activity Call Types	March 2020
Stray Domestic Animal	10
Wild Animal	5
Carcass Removal	1
Welfare Investigation	2
Bite Investigation	4
Barking Investigation	0
Running at Large Investigation	2
Emergency Investigation	0
Area Patrol	20
Other	1
	45



WINNEBAGO COUNTY

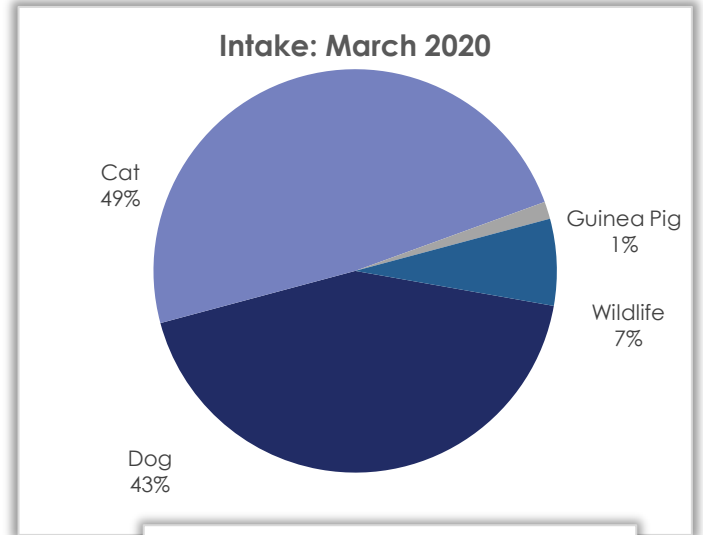
— ANIMAL SERVICES —

March 2020

Intake – March 2020

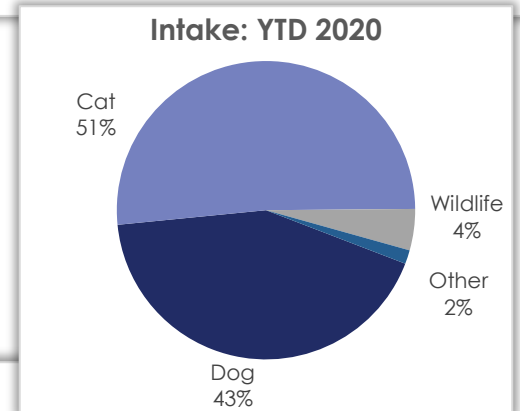
Intake by Species – Month/Year Comparison

Species	March 2020	March 2019	March 2018
Dog	93	187	127
Cat	105	174	116
Domestic Rabbit	0	1	5
Guinea Pig	3	1	0
Rat	0	1	4
Fish	0	12	0
Chicken	0	0	3
Snake	0	0	1
Potbelly Pig	0	0	1
Wildlife	15	36	25
Total	216	412	282

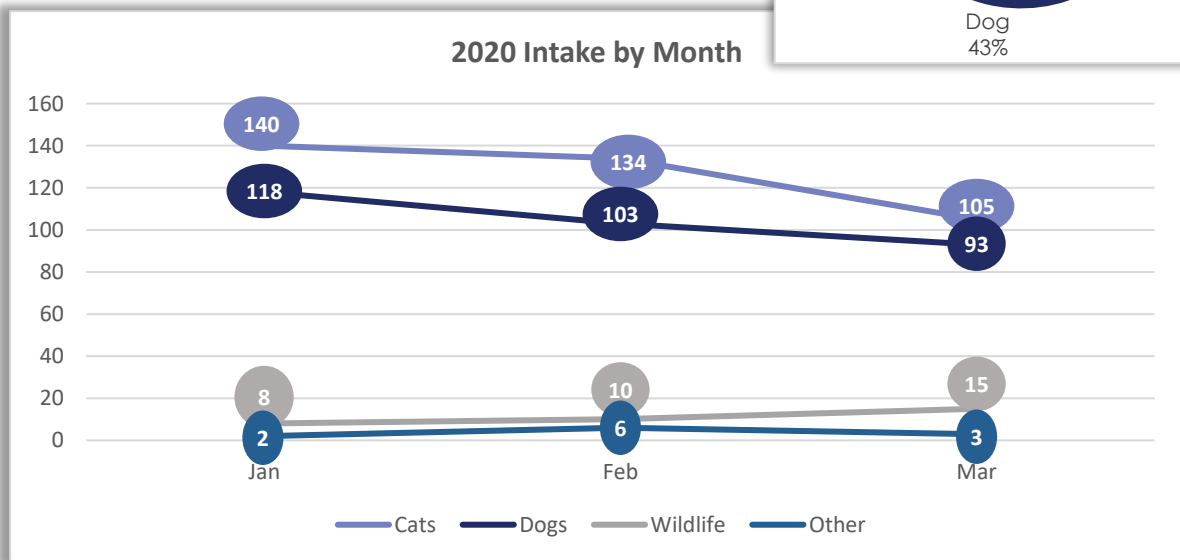


Intake by Species – YTD/Year Comparison

Species	YTD 2020	YTD 2019	YTD 2018
Dog	314	405	377
Cat	379	310	335
Wildlife	33	62	61
Other	11	38	21
Total	737	815	794



2020 Intake by Month



WINNEBAGO COUNTY

— ANIMAL SERVICES —

March 2020

Return to Owner – March 2020

Return to Owner by Species – Month/Year Comparison

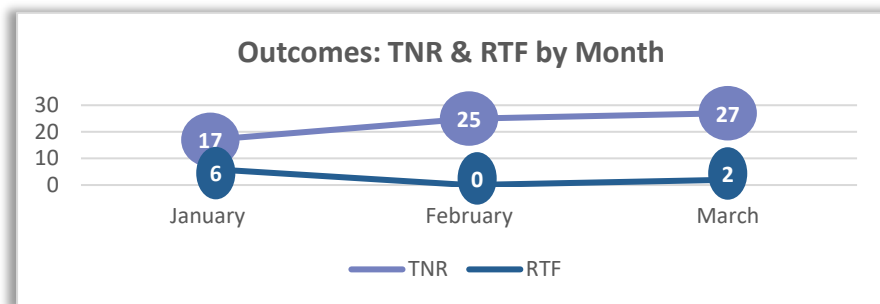
Species	March 2020	March 2019	March 2018
Dog	39	62	50
Cat	1	20	5
Other	0	0	1
Total	40	82	56

Return to Owner by Species – YTD/Year Comparison

Species	YTD 2020	YTD 2019	YTD 2018
Dog	117	134	145
Cat	9	23	15
Other	0	0	1
Total	126	157	161

Trap-Neuter-Return and Return-to-Field Outcomes

	January 2020	February 2020	March 2020
TNR	17	25	27
RTF	6	0	2
	23	25	29



Wildlife Rehabilitation

March 2020

March 2020	March 2019	March 2018
1	2	0

YTD 2020

YTD 2020	YTD 2019	YTD 2018
1	4	6



WINNEBAGO COUNTY

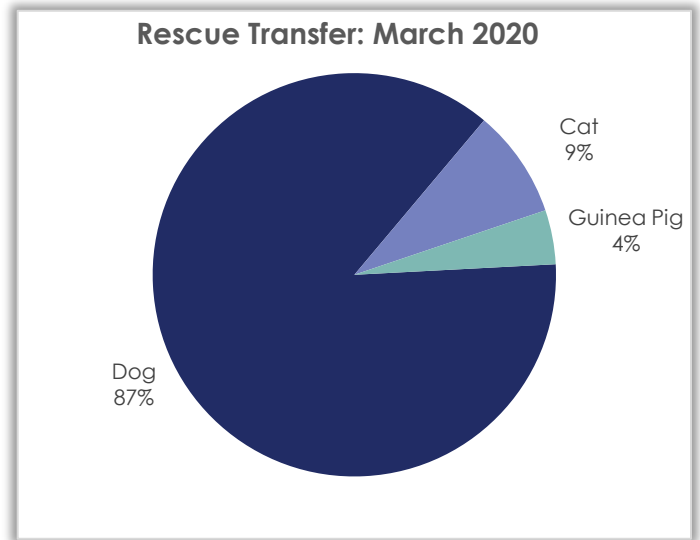
— ANIMAL SERVICES —

March 2020

Rescue Transfer – March 2020

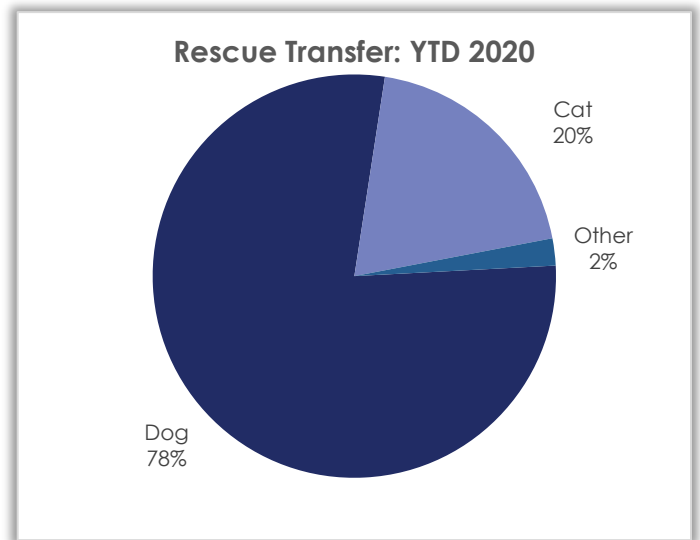
Rescue Transfer by Species – Month/Year Comparison

Species	March 2020	March 2019	March 2018
Dog	20	7	10
Cat	2	12	16
Guinea Pig	1	0	0
Dom. Rabbit	0	3	0
Rat	0	1	0
Snake	0	0	1
Total	23	23	27



Rescue Transfer by Species – YTD/Year Comparison

Species	YTD 2020	YTD 2019	YTD 2018
Dog	36	17	45
Cat	9	28	34
Other	1	5	2
Total	46	50	81



WINNEBAGO COUNTY

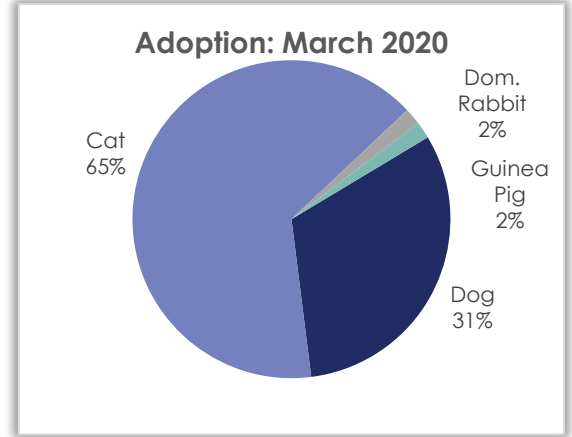
— ANIMAL SERVICES —

March 2020

Adoption – March 2020

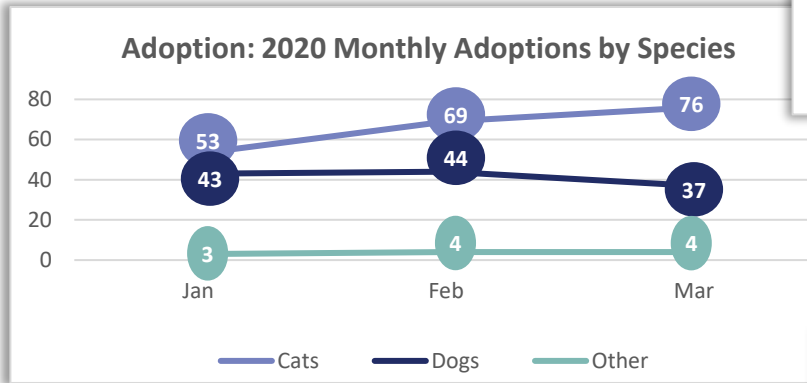
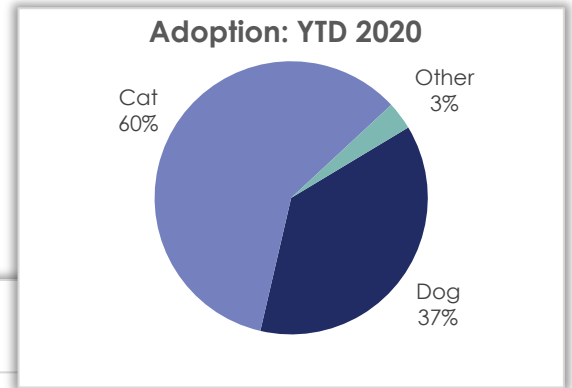
Adoption by Species – Month/Year Comparison

Species	Mar. 2020	Mar. 2019	Mar. 2018
Dog	37	58	42
Cat	76	76	54
Domestic Rabbit	2	2	3
Guinea Pig	2	1	0
Fish	0	8	0
Chicken	0	0	4
Duck	0	0	1
Total	117	145	104



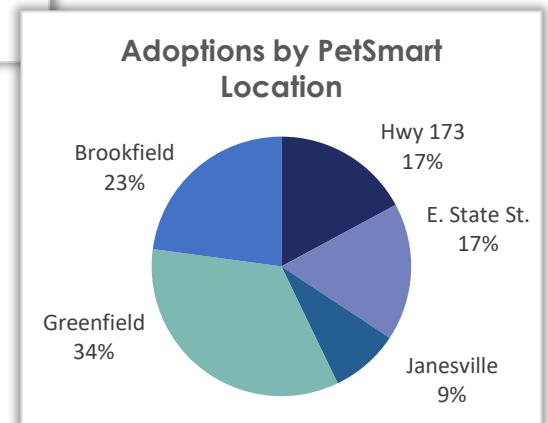
Adoption by Species – YTD/Year Comparison

Species	YTD 2020	YTD 2019	YTD 2018
Dog	124	161	120
Cat	198	166	154
Other	11	17	13
Total	333	344	287



Off-site Adoptions by PetSmart Location – Month/Year Comparison

Location	Mar. 2020	Mar. 2019	Mar. 2018
Hwy 173	6	17	12
E. State St.	6	-	-
Janesville	3	-	-
Greenfield	12	12	-
Brookfield	8	9	-
Total	35	38	12



WINNEBAGO COUNTY

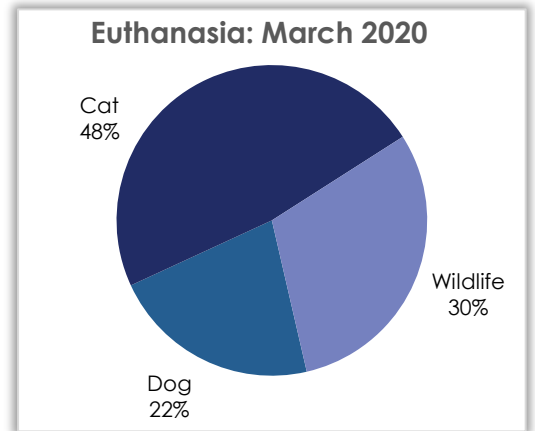
— ANIMAL SERVICES —

March 2020

Euthanasia – March 2020

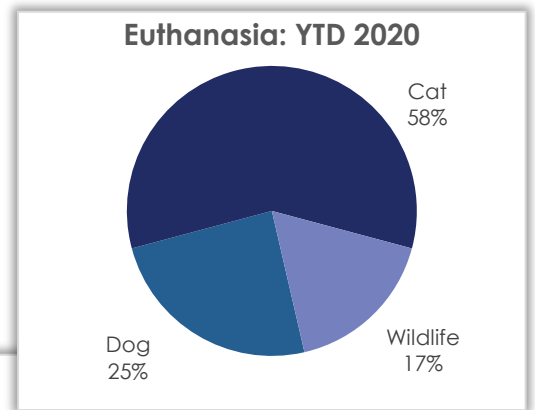
Euthanasia by Species – Month/Year Comparison

Species	March 2020	March 2019	March 2018
Dog	10	24	24
Cat	22	28	48
Other	0	0	1
Wildlife	14	31	11
Total	46	83	84

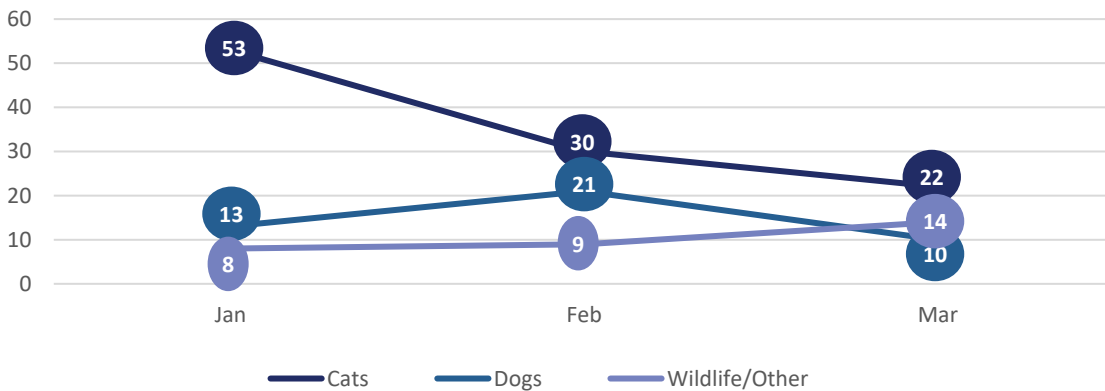


Euthanasia by Species – YTD/Year Comparison

Species	YTD 2020	YTD 2019	YTD 2018
Dog	44	52	90
Cat	105	56	156
Other	0	0	1
Wildlife	31	55	28
Total	180	163	275



Euthanasia: 2020 Monthly Euthanasia Count by Species



WINNEBAGO COUNTY

— ANIMAL SERVICES —

March 2020

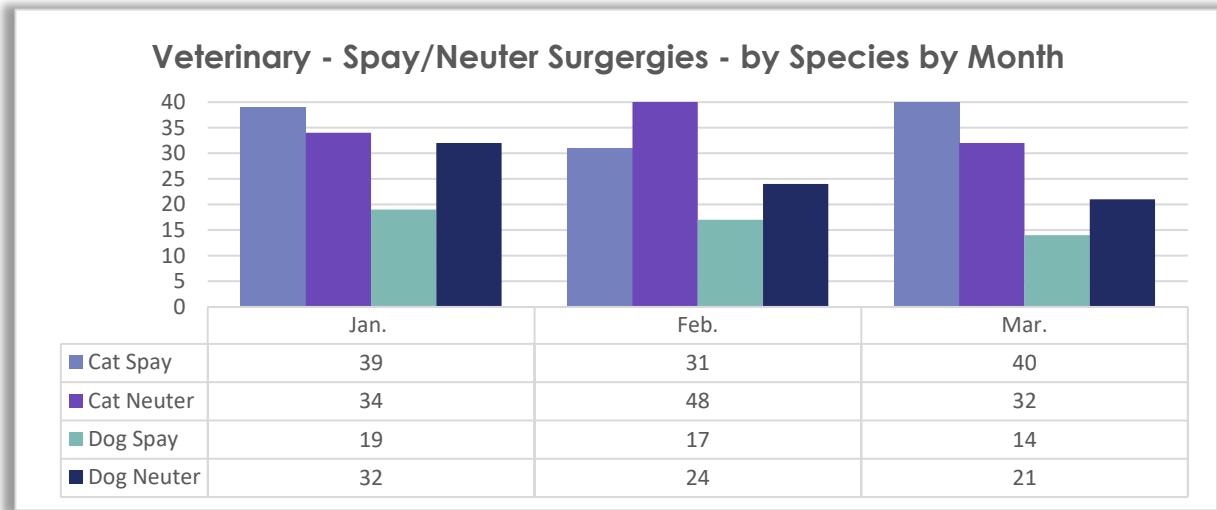
Veterinary Operations – March 2020

Spay/Neuter Surgeries – March Totals

	Dog	Cat	
Spay	14	40	54
Neuter	21	32	53
Total	35	72	107

Spay/Neuter Surgeries – YTD Totals

	Dog	Cat	
Spay	50	110	160
Neuter	77	114	191
Total	127	224	351



Veterinary – Other Procedures - YTD by Month

Procedure	Jan	Feb	Mar	
Repair Umbilical Hernia	1	1	0	2
Leg Amputation	1	0	1	2
Repair Incision	0	2	0	2
Treat/Close Wound	0	1	2	3
Tail Amputation	0	0	1	1
Hematoma Repair	0	0	1	1
Enucleation	0	0	1	1
Inguinal Hernia	0	0	1	1
FHO	0	1	1	2
	2	5	8	15

