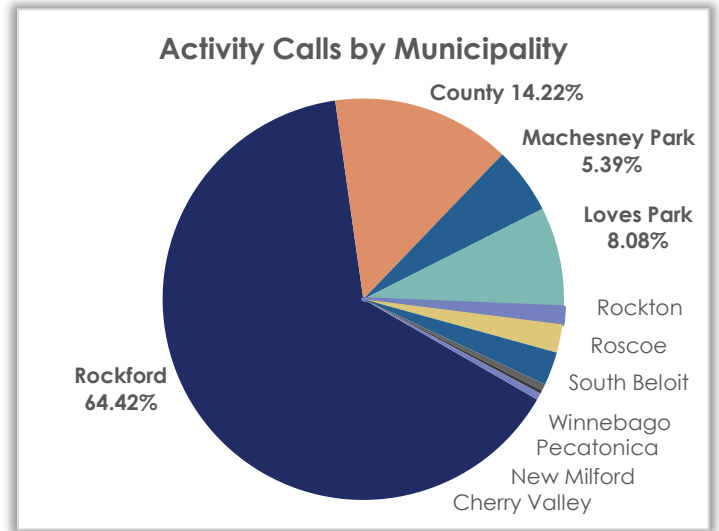


Monthly Shelter Report - March 2021

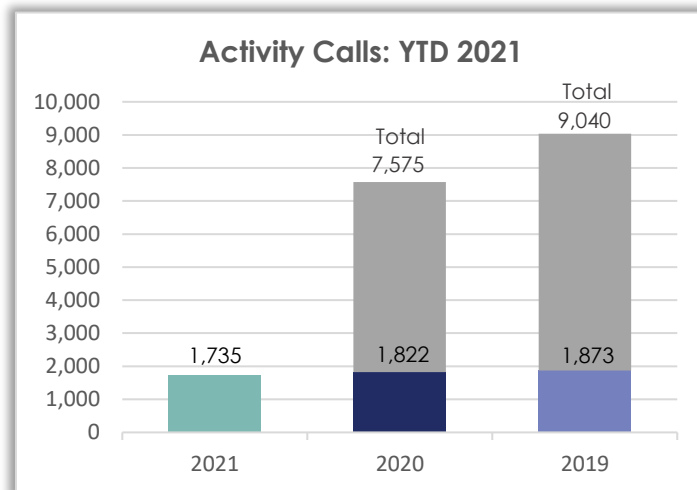
Activity Calls – March 2021

Activity Calls by Municipality – Month/Year Comparison

Municipality	Mar. 2021	Mar. 2020	Mar. 2019
Rockford	478	432	479
County	107	82	125
Machesney Park	40	48	54
Loves Park	60	45	55
Rockton	10	8	15
Roscoe	17	6	9
South Beloit	20	9	20
Durand	0	0	8
Pecatonica	4	1	1
Winnebago	2	4	0
New Milford	0	2	2
Cherry Valley	4	4	5
Total	742	641	773



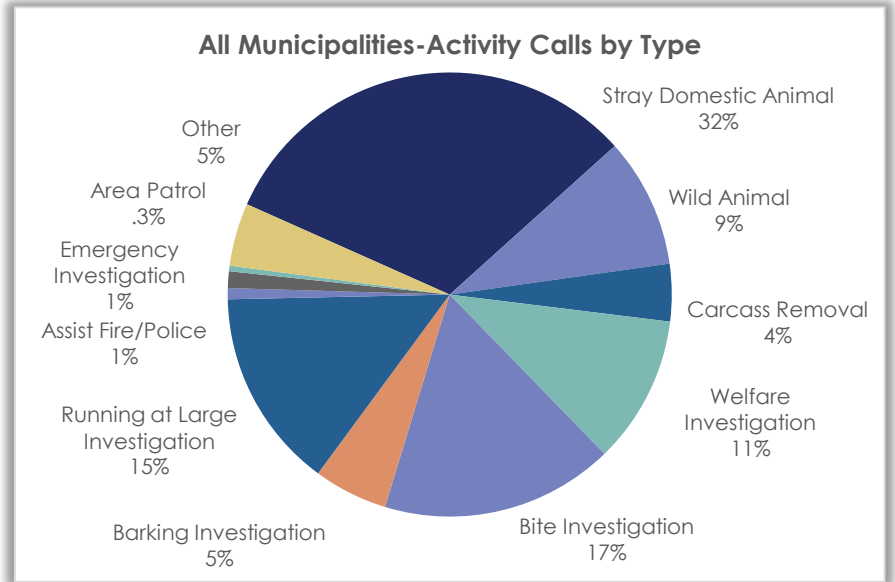
All Municipalities - Activity Calls: YTD/Year Comparison



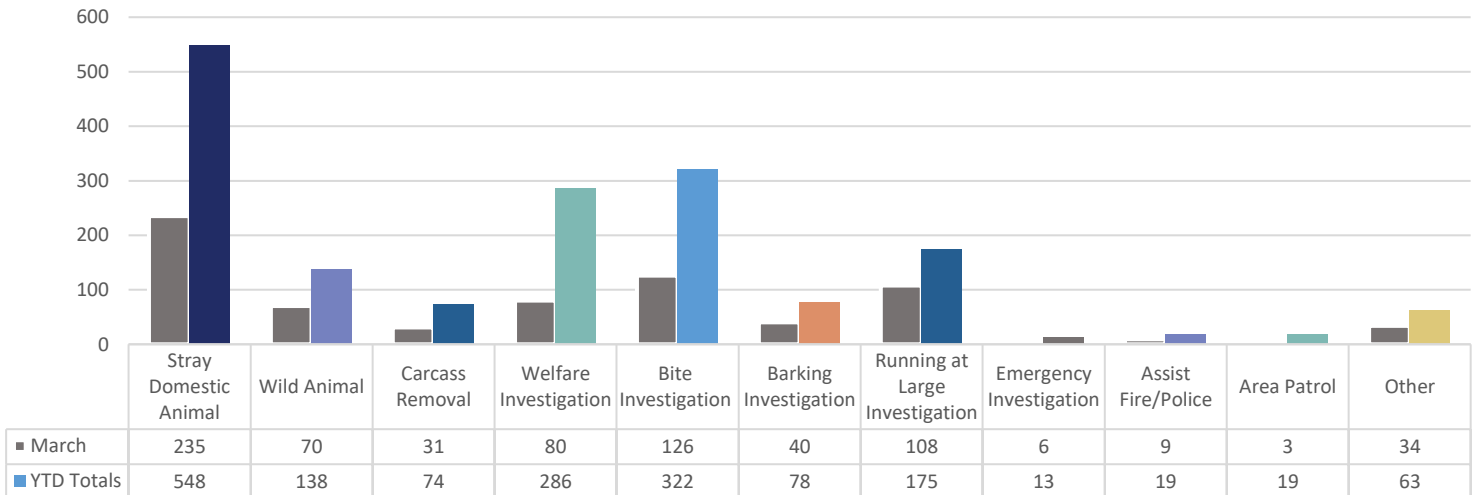
Monthly Shelter Report - March 2021

Activity Calls for All Municipalities by Activity Call Type

Activity Call Types	Mar. 2021
Stray Domestic Animal	235
Wild Animal	70
Carcass Removal	31
Welfare Investigation	80
Bite Investigation	126
Barking Investigation	40
Running at Large Investigation	108
Emergency Investigation	6
Assist Fire/Police Dept.	9
Area Patrol	3
Other	34
	742



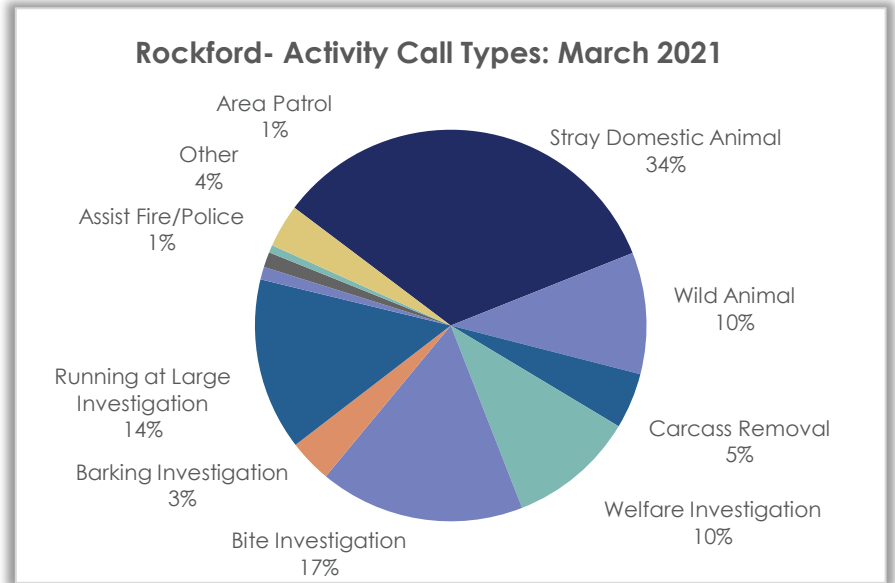
Activity Calls by Type: YTD



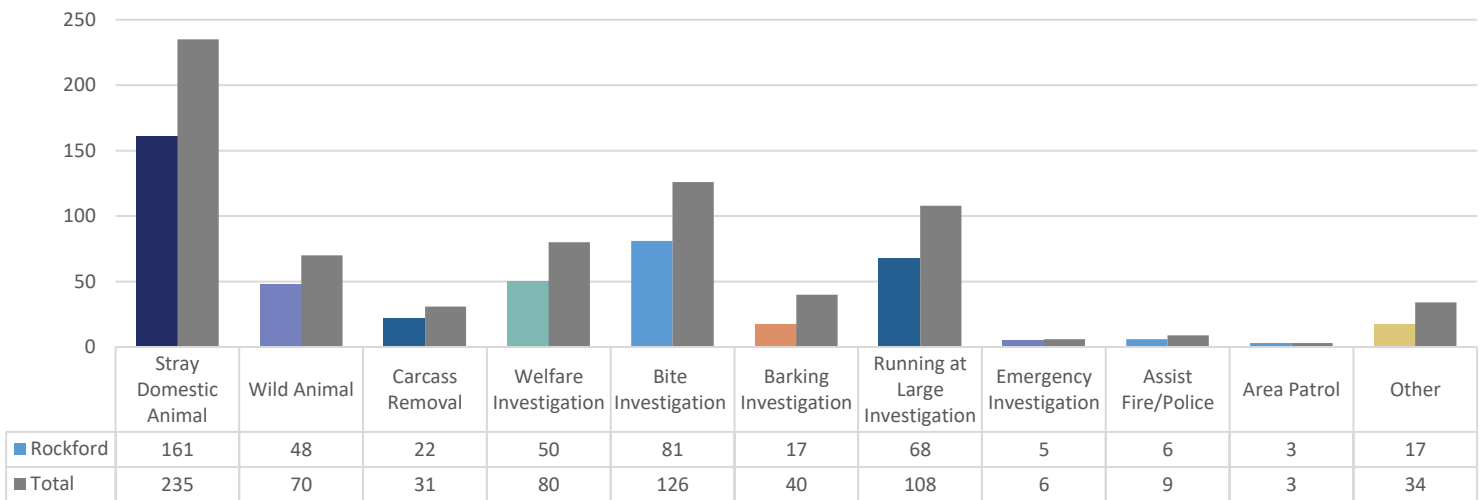
Monthly Shelter Report - March 2021

Activity Calls for Rockford by Activity Call Type

Activity Call Types	Mar. 2021
Stray Domestic Animal	161
Wild Animal	48
Carcass Removal	22
Welfare Investigation	50
Bite Investigation	81
Barking Investigation	17
Running at Large Investigation	68
Emergency Investigation	5
Assist Fire/Police Dept.	6
Area Patrol	3
Other	17
	478



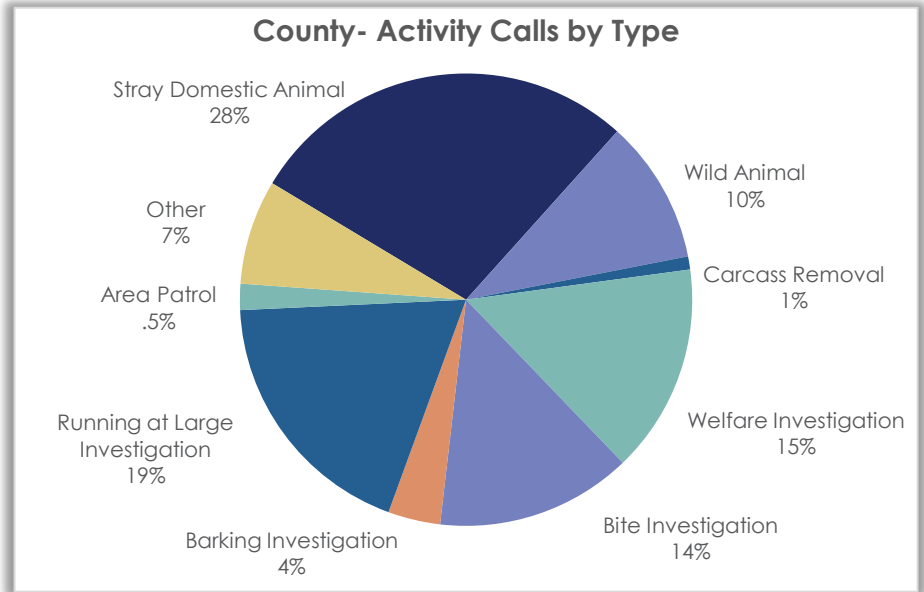
Activity Calls by Type: Rockford vs. Total Comparison



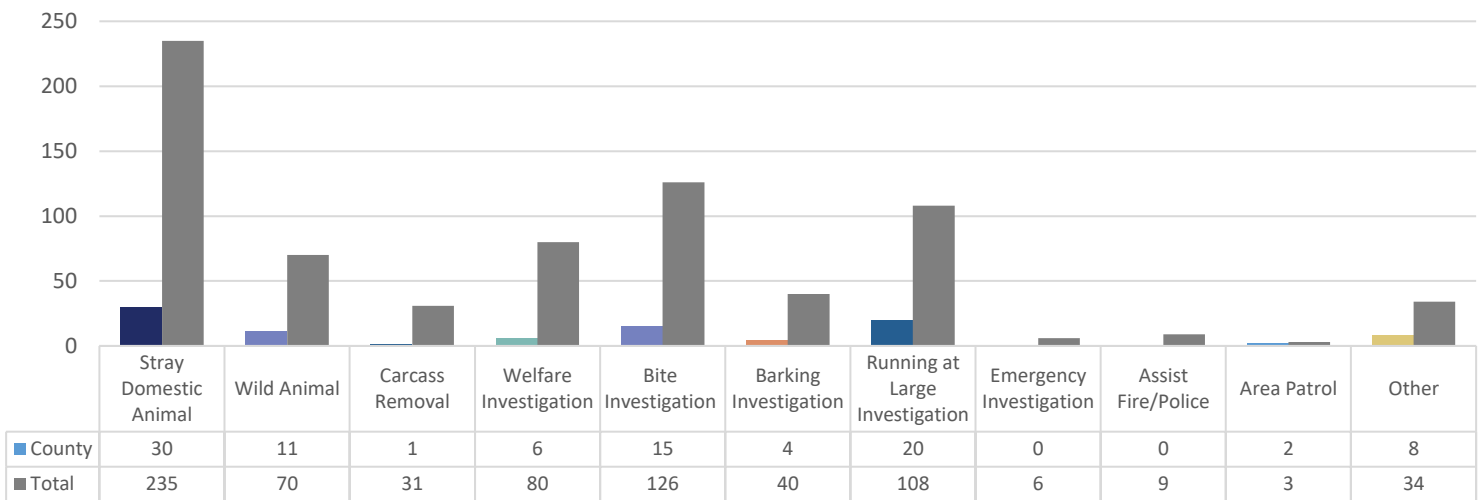
Monthly Shelter Report - March 2021

Activity Calls for the County by Activity Call Type

Activity Call Types	Mar. 2021
Stray Domestic Animal	30
Wild Animal	11
Carcass Removal	1
Welfare Investigation	16
Bite Investigation	15
Barking Investigation	4
Running at Large Investigation	20
Emergency Investigation	0
Assist Fire/Police Dept.	0
Area Patrol	2
Other	8
	107



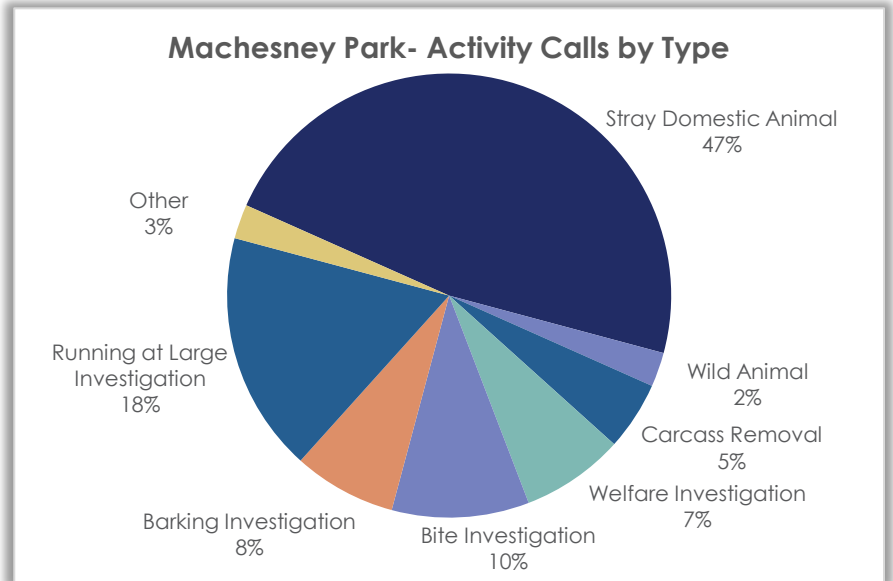
Activity Calls by Type: Comparison- County vs. Total



Monthly Shelter Report - March 2021

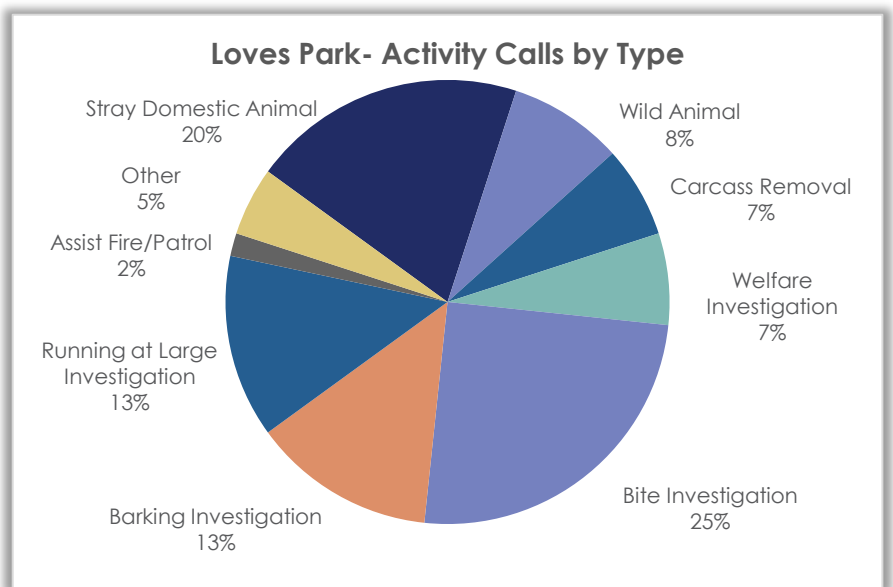
Activity Calls for Machesney Park by Activity Call Type

Activity Call Types	Mar. 2021
Stray Domestic Animal	19
Wild Animal	1
Carcass Removal	2
Welfare Investigation	3
Bite Investigation	4
Barking Investigation	3
Running at Large Investigation	7
Emergency Investigation	0
Assist Fire/Police Dept.	0
Area Patrol	0
Other	1
	40



Activity Calls for Loves Park by Activity Call Type

Activity Call Types	Mar. 2021
Stray Domestic Animal	12
Wild Animal	5
Carcass Removal	4
Welfare Investigation	4
Bite Investigation	15
Barking Investigation	8
Running at Large Investigation	8
Emergency Investigation	0
Assist Fire/Police Dept.	1
Area Patrol	0
Other	3
	60

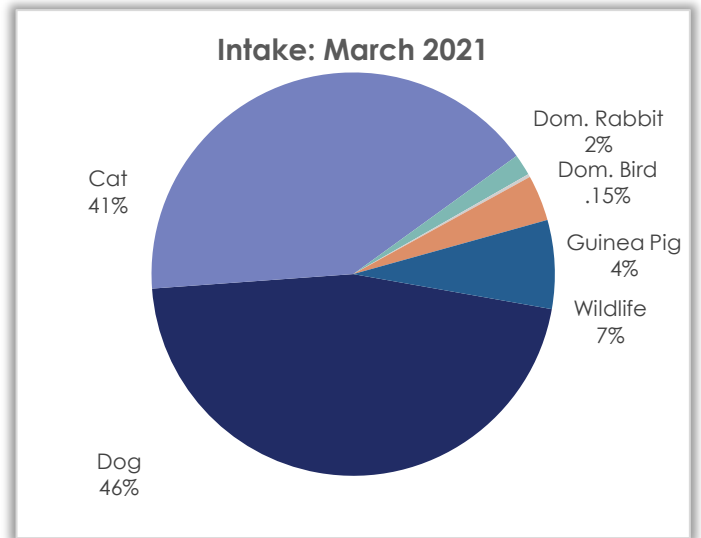


Monthly Shelter Report - March 2021

Intake – March 2021

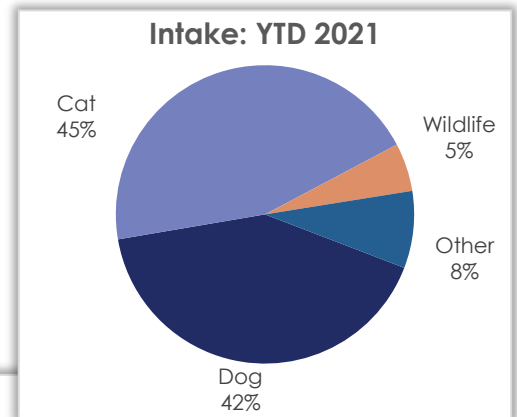
Intake by Species – Month/Year Comparison

Species	Mar. 2021	Mar. 2020	Mar. 2019
Dog	188	93	187
Cat	168	105	174
Domestic Rabbit	7	0	1
Guinea Pig	15	3	1
Domestic Bird	1	0	0
Rat	0	0	1
Fish	0	0	12
Wildlife	29	15	36
Total	408	216	412

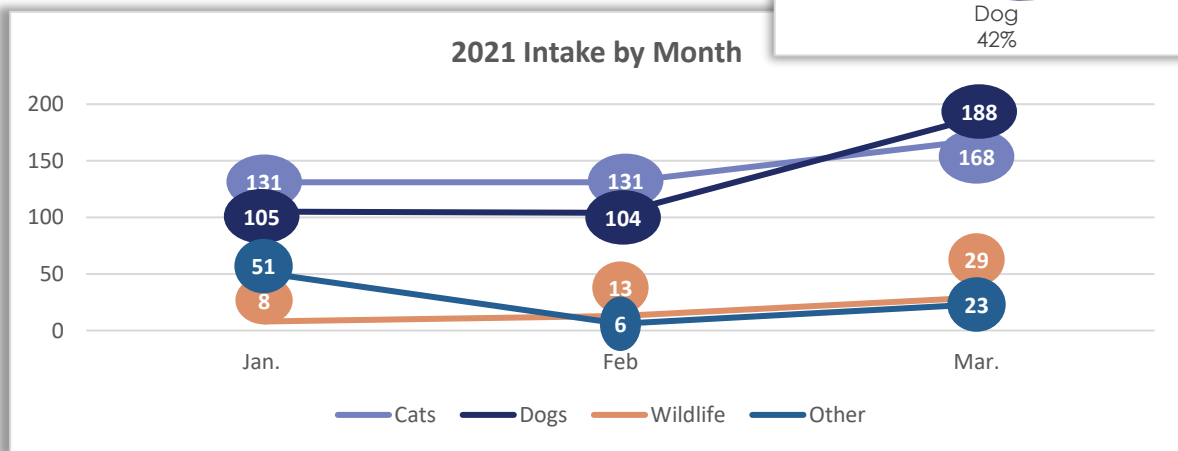


Intake by Species – YTD/Year Comparison

Species	YTD 2021	YTD 2020	YTD 2019
Dog	397	314	405
Cat	430	379	310
Wildlife	50	33	62
Other	80	11	38
Total	957	737	815



2021 Intake by Month



Monthly Shelter Report - March 2021

Return to Owner – March 2021

Return to Owner by Species – Month/Year Comparison

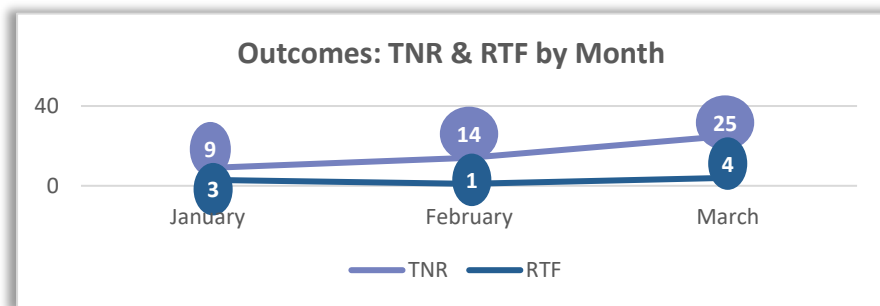
Species	Mar. 2021	Mar. 2020	Mar. 2019
Dog	75	39	62
Cat	7	1	20
Total	82	40	82

Return to Owner by Species – YTD/Year Comparison

Species	YTD 2021	YTD 2020	YTD 2019
Dog	157	117	134
Cat	9	9	23
Total	166	126	157

Trap-Neuter-Return and Return-to-Field Outcomes

	January 2021	February 2021	March 2021
TNR	9	14	25
RTF	3	1	4
	12	15	29



Wildlife Rehabilitation

March 2021

March 2021	March 2020	March 2019
3	1	2

YTD 2021

YTD 2021	YTD 2020	YTD 2019
4	1	4

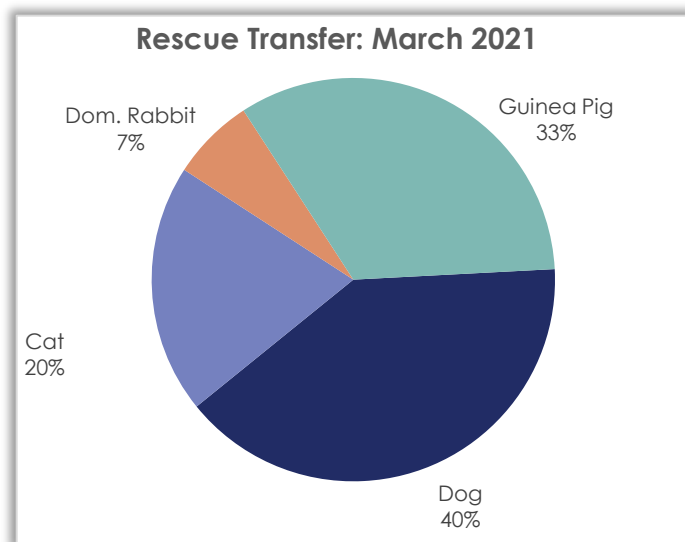


Monthly Shelter Report - March 2021

Rescue Transfer – March 2021

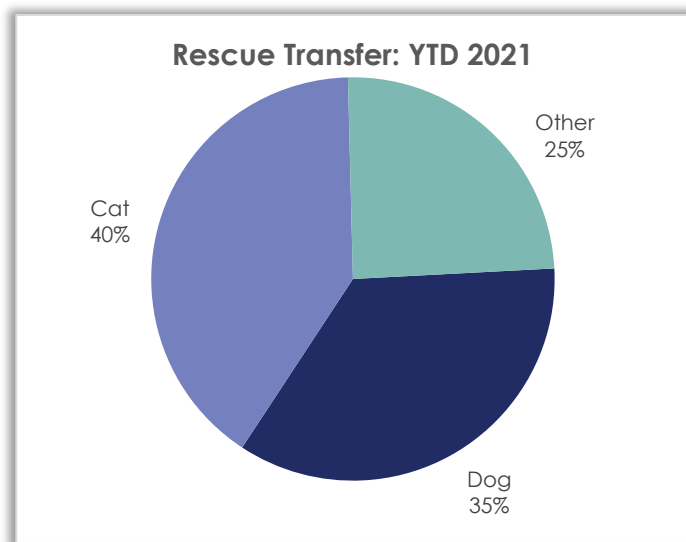
Rescue Transfer by Species – Month/Year Comparison

Species	Mar. 2021	Mar. 2020	Mar. 2019
Dog	5	20	7
Cat	15	2	12
Domestic Rabbit	1	0	3
Guinea Pig	5	1	0
Rat	0	0	1
Total	26	23	23



Rescue Transfer by Species – YTD/Year Comparison

Species	YTD 2021	YTD 2020	YTD 2019
Dog	20	36	17
Cat	23	9	28
Other	14	1	5
Total	57	46	50



Monthly Shelter Report - March 2021

Adoption – March 2021

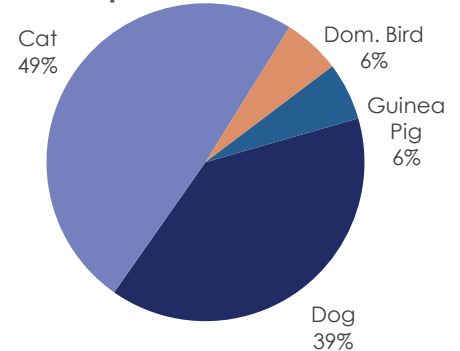
Adoption by Species – Month/Year Comparison

Species	Mar. 2021	Mar. 2020	Mar. 2019
Dog	67	37	58
Cat	84	76	76
Fish	0	0	8
Domestic Rabbit	10	2	2
Guinea Pig	10	2	1
Total	171	117	145

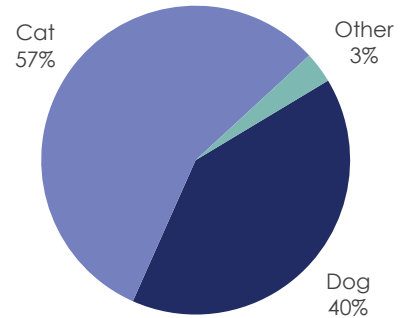
Adoption by Species – YTD/Year Comparison

Species	YTD 2021	YTD 2020	YTD 2019
Dog	139	124	161
Cat	278	198	166
Other	61	11	17
Total	478	333	344

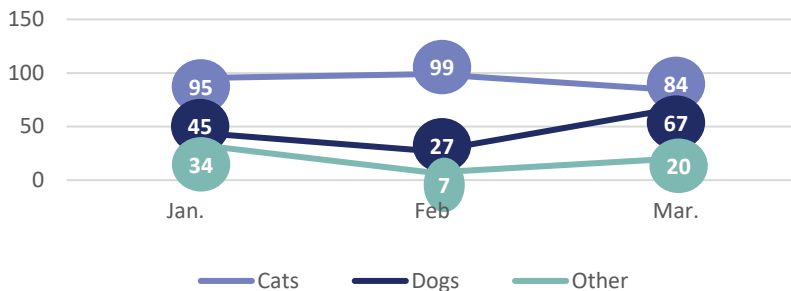
Adoption: March 2021



Adoption: YTD 2021



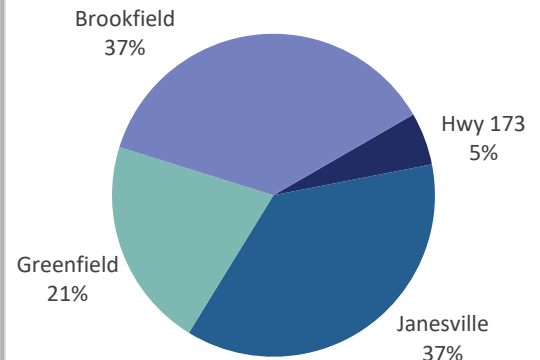
Adoption: 2021 Monthly Adoptions by Species



Off-site Adoptions by PetSmart Location – Month/Year Comparison

PetSmart Location	Mar. 2021	Mar. 2020	Mar. 2019
Hwy 173	1	6	18
E. State St.	0	6	-
Janesville	7	3	-
Greenfield	4	12	12
Brookfield	7	8	9
Pewaukee	0	-	-
Total	19	35	39

Adoptions by PetSmart Location

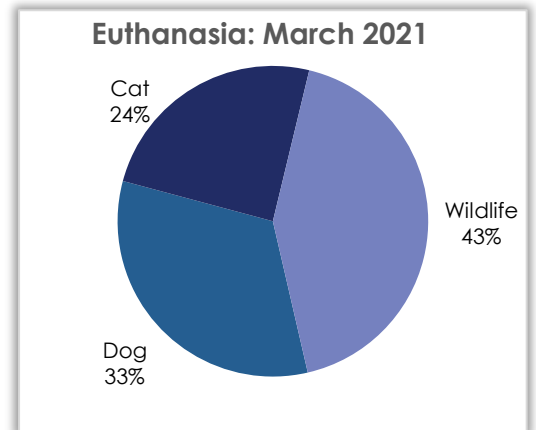


Monthly Shelter Report - March 2021

Euthanasia – March 2021

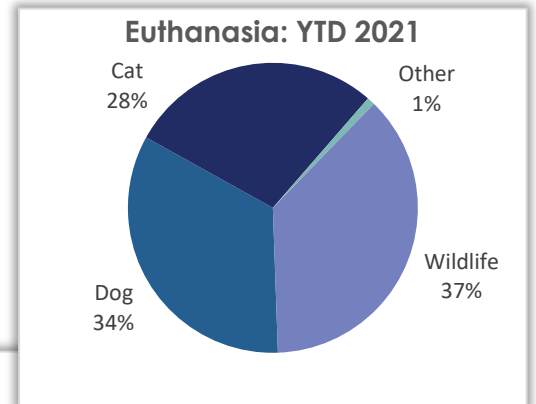
Euthanasia by Species – Month/Year Comparison

Species	March 2021	March 2020	March 2019
Dog	20	10	24
Cat	15	22	28
Wildlife	26	14	31
Total	61	46	83

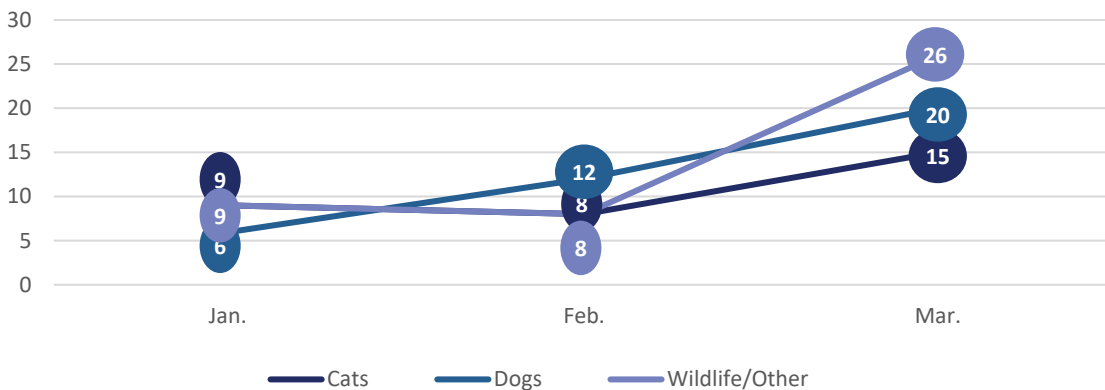


Euthanasia by Species – YTD/Year Comparison

Species	YTD 2021	YTD 2020	YTD 2019
Dog	38	44	52
Cat	32	105	56
Other	1	0	0
Wildlife	42	31	55
Total	113	180	163



Euthanasia: 2021 Monthly Euthanasia Count by Species



Monthly Shelter Report - March 2021

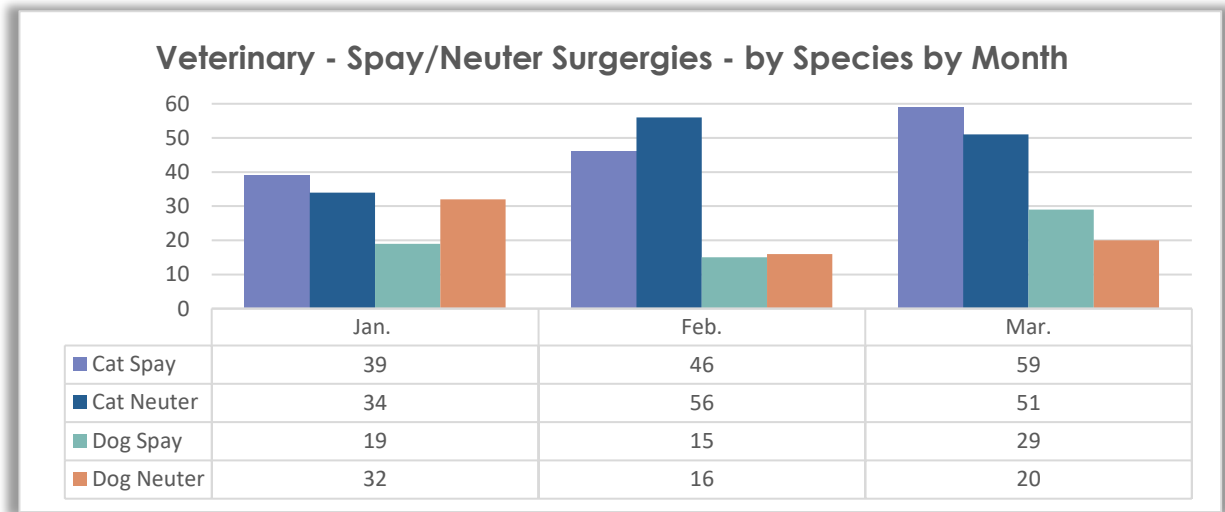
Veterinary Operations – March 2021

Spay/Neuter Surgeries – March Totals

	Dog	Cat	
Spay	29	59	88
Neuter	20	51	71
Total	49	110	159

Spay/Neuter Surgeries – YTD Totals

	Dog	Cat	
Spay	65	144	209
Neuter	54	150	204
Total	119	294	413



Veterinary – Other Procedures - YTD by Month

Procedure	Jan	Feb	Mar	
Repair Umbilical Hernia	0	1	1	2
Remove Growth	1	0	2	3
Treat/Close Wound	1	2	2	5
Ear Resection	0	2	0	2
Enucleation	0	0	1	1
Tail Amputation	0	0	1	1
Leg Amputation	0	0	1	1
FHO	0	0	1	1
Cystotomy	0	0	1	1
	2	5	10	17

