

# WINNEBAGO COUNTY

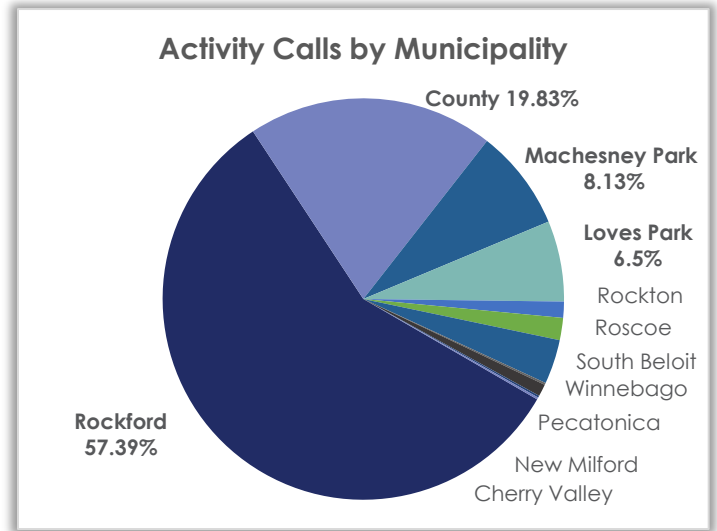
## — ANIMAL SERVICES —

May 2020

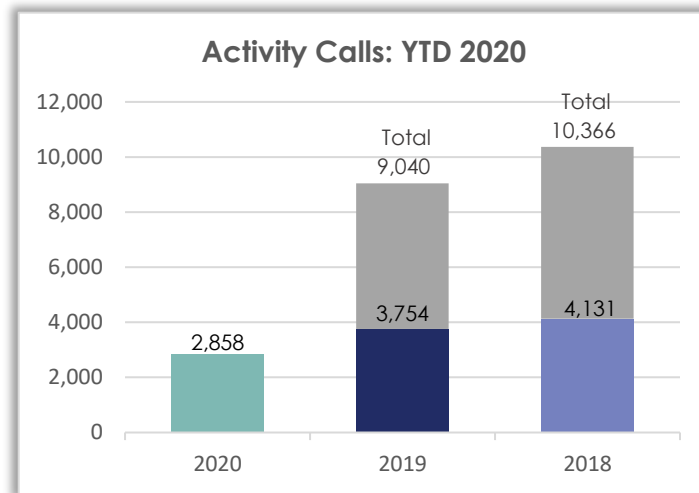
### Activity Calls – May 2020

#### Activity Calls by Municipality – Month/Year Comparison

Municipality	May 2020	May 2019	May 2018
Rockford	353	620	-
County	122	184	-
Machesney Park	50	69	-
Loves Park	40	51	-
Rockton	8	16	-
Roscoe	11	9	-
South Beloit	22	20	-
Durand	0	1	-
Pecatonica	1	2	-
Winnebago	6	6	-
New Milford	1	0	-
Cherry Valley	1	6	-
<b>Total</b>	<b>615</b>	<b>984</b>	<b>1,163</b>



#### All Municipalities - Activity Calls: YTD/Year Comparison



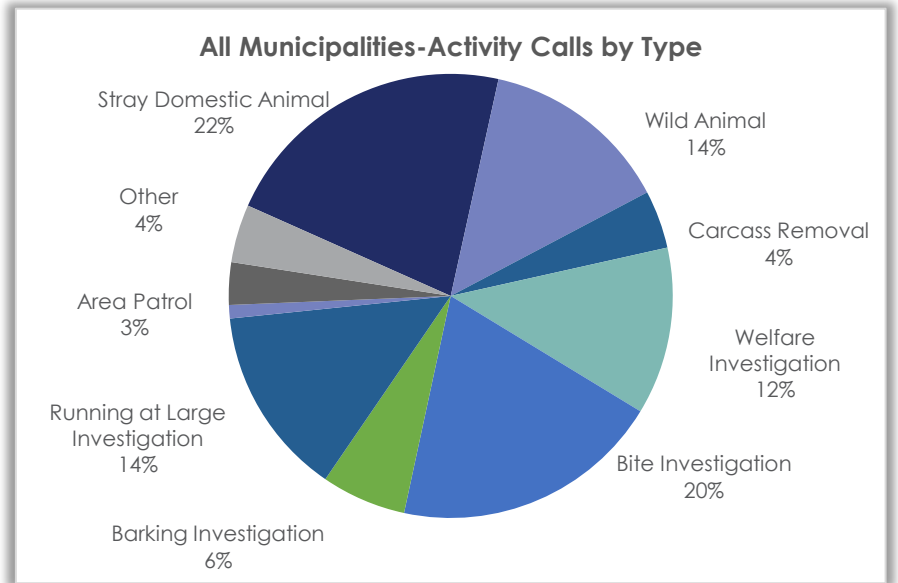
# WINNEBAGO COUNTY

## — ANIMAL SERVICES —

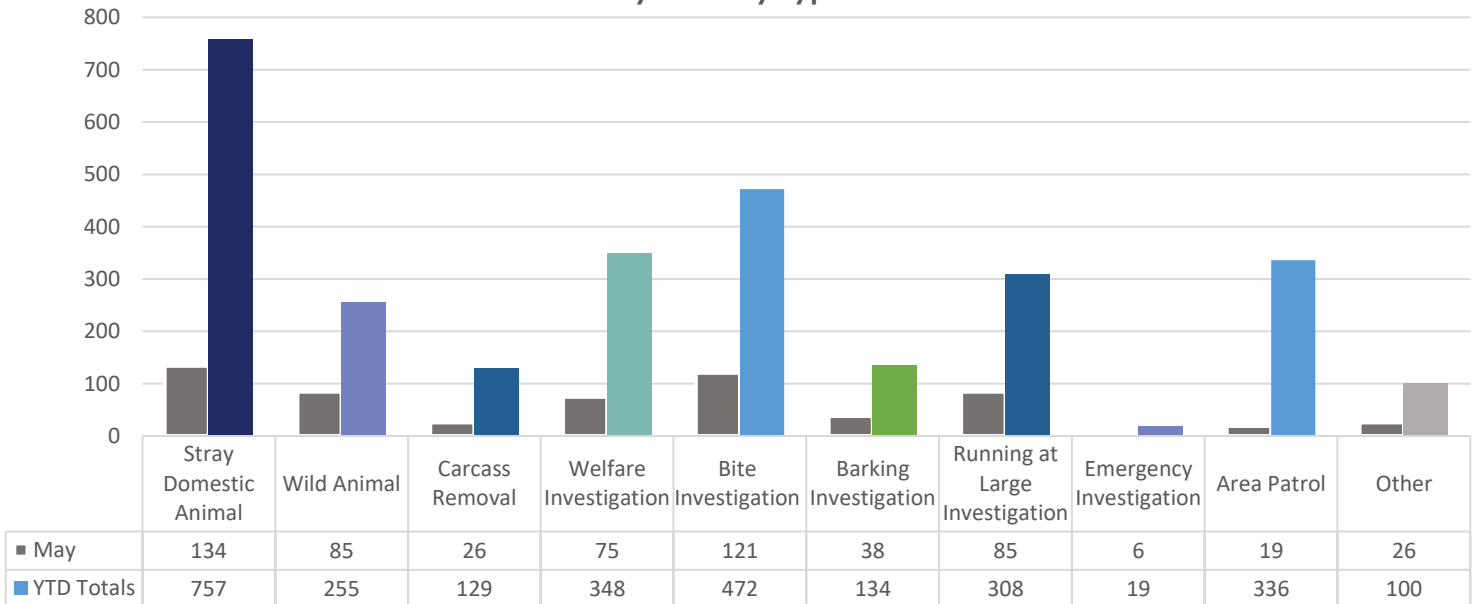
May 2020

### Activity Calls for All Municipalities by Activity Call Type

Activity Call Types	May 2020
Stray Domestic Animal	134
Wild Animal	85
Carcass Removal	26
Welfare Investigation	75
Bite Investigation	121
Barking Investigation	38
Running at Large Investigation	85
Emergency Investigation	6
Area Patrol	19
Other	26
	<b>615</b>



### Activity Calls by Type: YTD



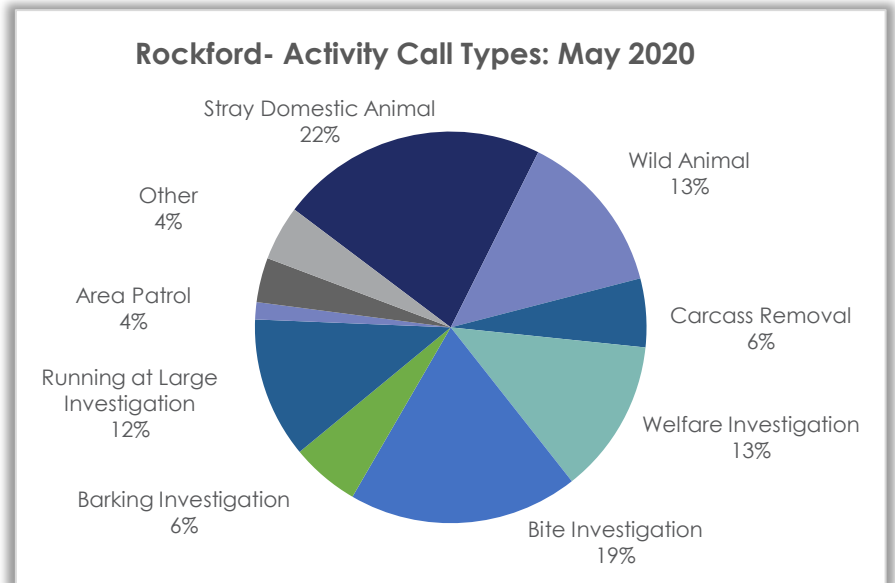
# WINNEBAGO COUNTY

## — ANIMAL SERVICES —

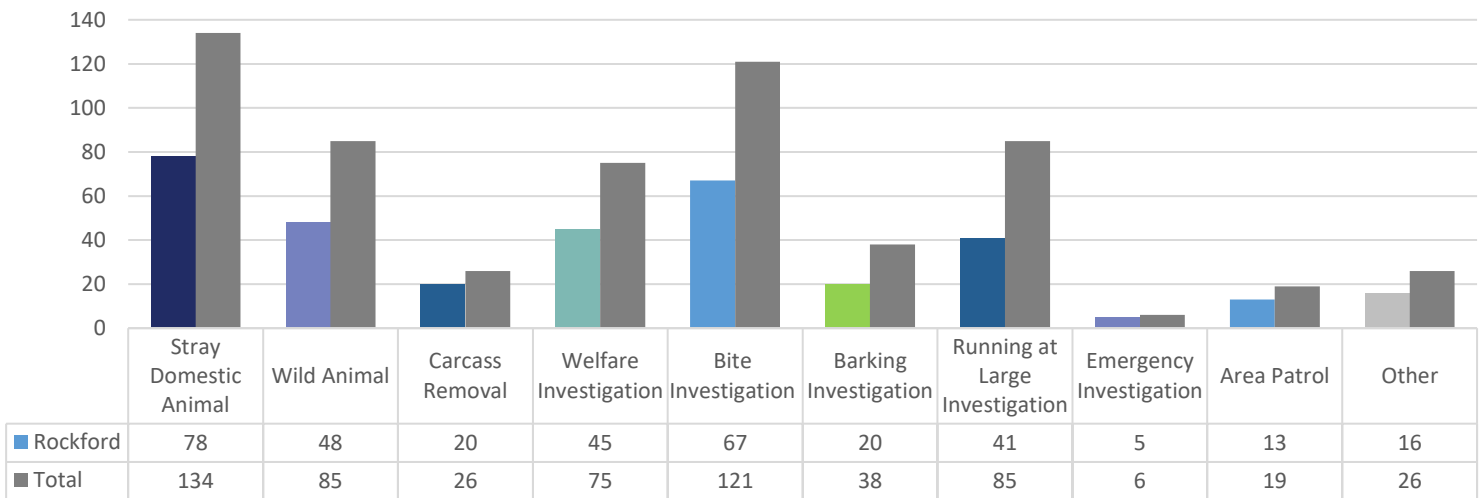
May 2020

### Activity Calls for Rockford by Activity Call Type

Activity Call Types	May 2020
Stray Domestic Animal	78
Wild Animal	48
Carcass Removal	20
Welfare Investigation	45
Bite Investigation	67
Barking Investigation	20
Running at Large Investigation	41
Emergency Investigation	5
Area Patrol	13
Other	16
	<b>353</b>



### Activity Calls by Type: Rockford vs. Total Comparison



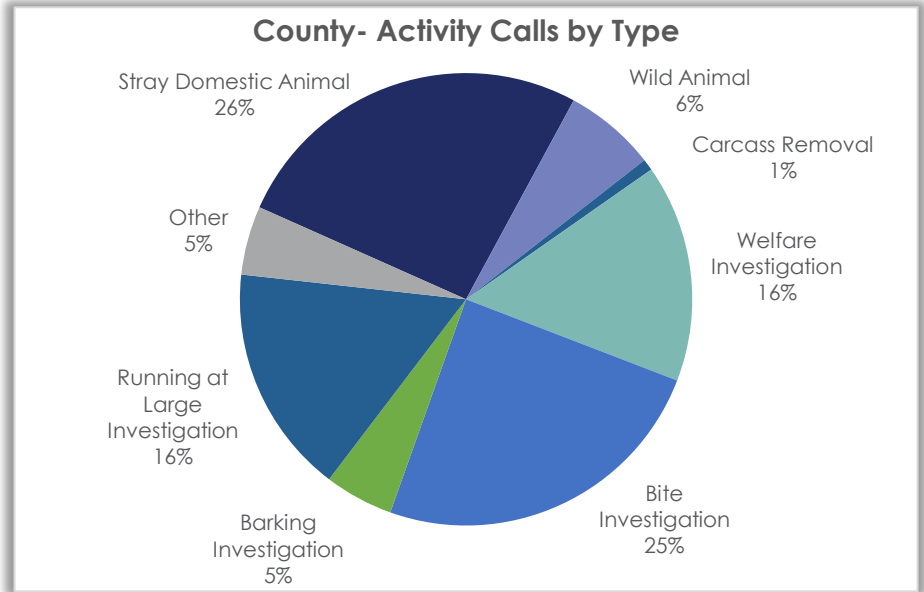
# WINNEBAGO COUNTY

## — ANIMAL SERVICES —

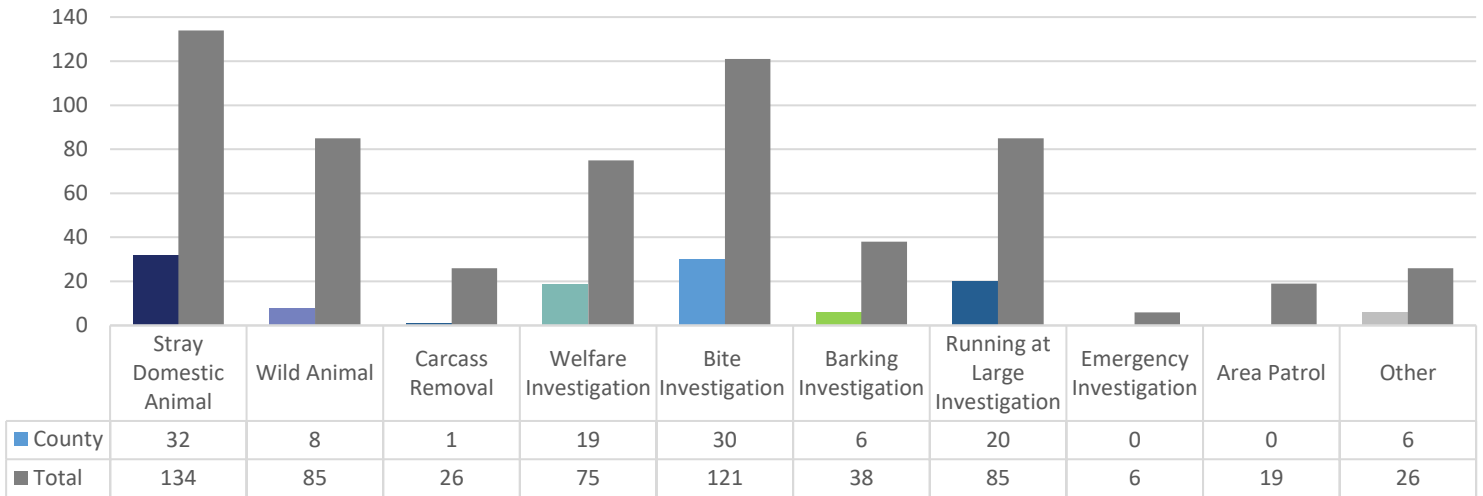
May 2020

### Activity Calls for the County by Activity Call Type

Activity Call Types	May 2020
Stray Domestic Animal	32
Wild Animal	8
Carcass Removal	1
Welfare Investigation	19
Bite Investigation	30
Barking Investigation	6
Running at Large Investigation	20
Emergency Investigation	0
Area Patrol	0
Other	6
	<b>122</b>



### Activity Calls by Type: Comparison- County vs. Total



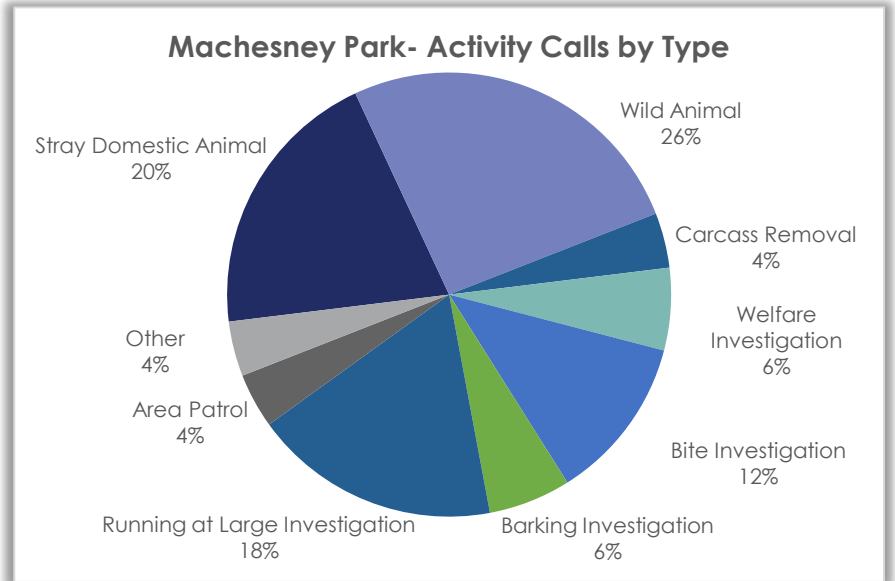
# WINNEBAGO COUNTY

## — ANIMAL SERVICES —

May 2020

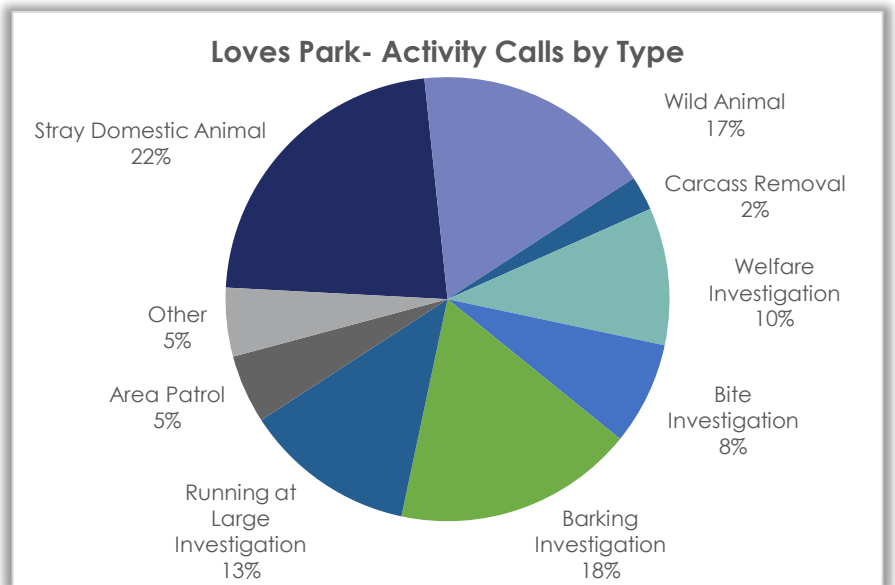
### Activity Calls for Machesney Park by Activity Call Type

Activity Call Types	May 2020
Stray Domestic Animal	10
Wild Animal	13
Carcass Removal	2
Welfare Investigation	3
Bite Investigation	6
Barking Investigation	3
Running at Large Investigation	9
Emergency Investigation	0
Area Patrol	2
Other	2
	<b>50</b>



### Activity Calls for Loves Park by Activity Call Type

Activity Call Types	May 2020
Stray Domestic Animal	9
Wild Animal	7
Carcass Removal	1
Welfare Investigation	4
Bite Investigation	3
Barking Investigation	7
Running at Large Investigation	5
Emergency Investigation	0
Area Patrol	2
Other	2
	<b>40</b>



# WINNEBAGO COUNTY

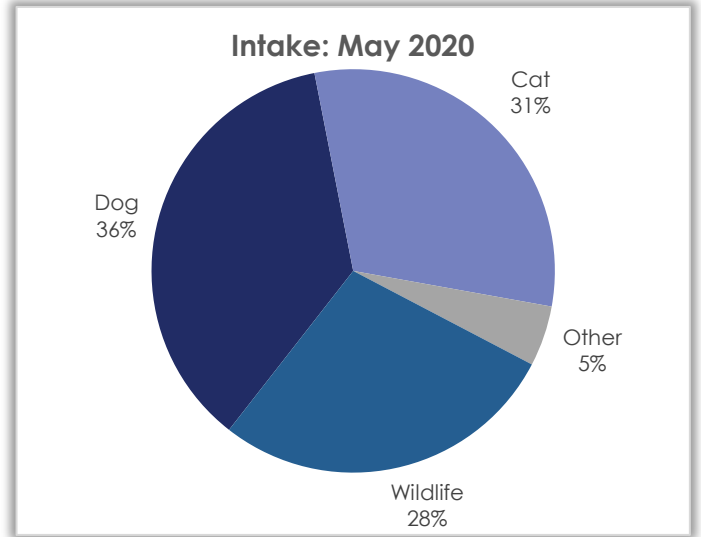
## — ANIMAL SERVICES —

May 2020

### Intake – May 2020

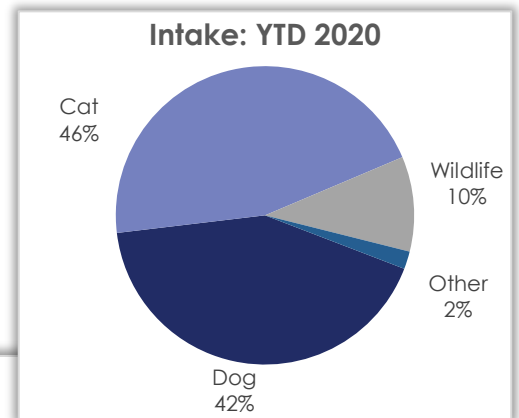
#### Intake by Species – Month/Year Comparison

Species	May 2020	May 2019	May 2018
Dog	60	176	156
Cat	51	153	175
Guinea Pig	8	5	0
Tarantula	0	1	0
Parakeet	0	0	3
Lizard	0	1	0
Domestic Rabbit	0	0	1
Bearded Dragon	0	0	2
Snake	0	1	0
Hamster	0	1	0
Fish	0	22	0
Rat	0	0	1
Wildlife	46	50	97
<b>Total</b>	<b>165</b>	<b>410</b>	<b>435</b>

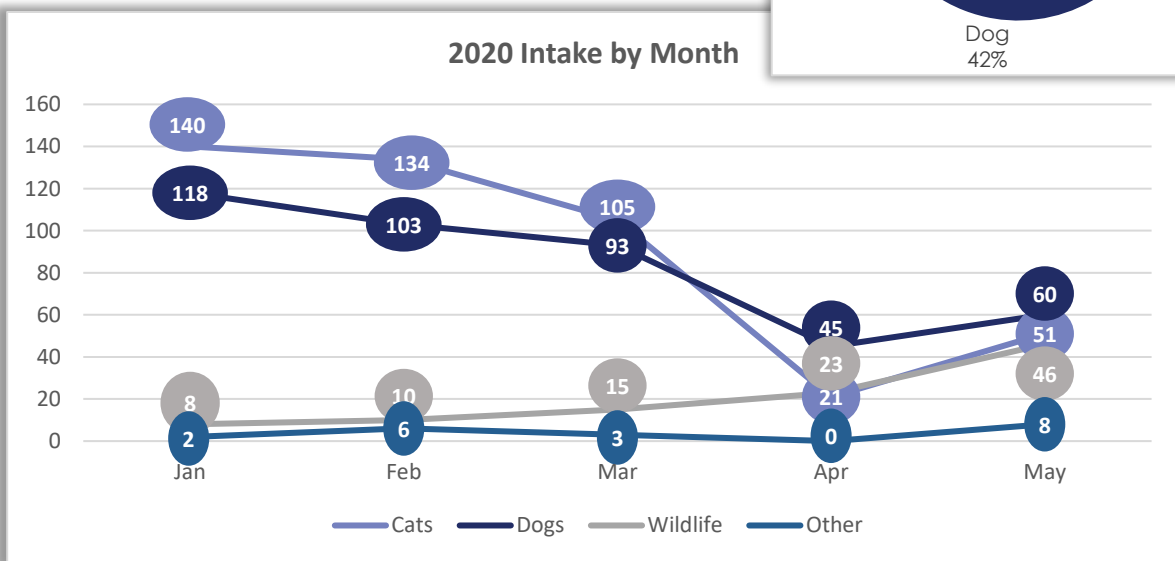


#### Intake by Species – YTD/Year Comparison

Species	YTD 2020	YTD 2019	YTD 2018
Dog	419	726	672
Cat	451	591	678
Wildlife	102	148	198
Other	19	78	32
<b>Total</b>	<b>991</b>	<b>1,543</b>	<b>1,580</b>



#### 2020 Intake by Month



# WINNEBAGO COUNTY

## — ANIMAL SERVICES —

May 2020

### Return to Owner – May 2020

#### Return to Owner by Species – Month/Year Comparison

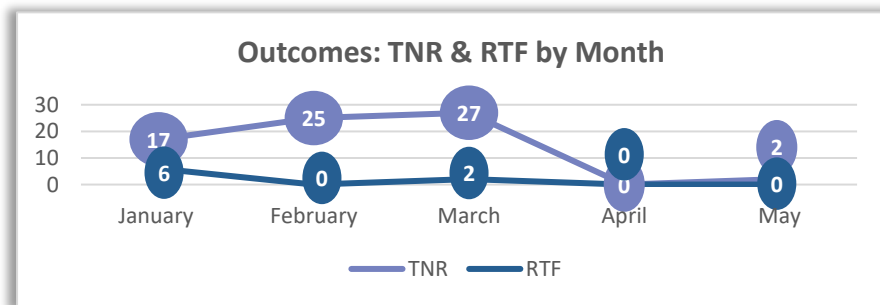
Species	May 2020	May 2019	May 2018
Dog	29	68	66
Cat	5	7	9
Other	0	0	0
<b>Total</b>	<b>34</b>	<b>75</b>	<b>75</b>

#### Return to Owner by Species – YTD/Year Comparison

Species	YTD 2020	YTD 2019	YTD 2018
Dog	174	265	258
Cat	14	35	30
Other	0	0	1
<b>Total</b>	<b>188</b>	<b>300</b>	<b>289</b>

### 2020 Trap-Neuter-Return and Return-to-Field Outcomes

	January	February	March	April	May	
<b>TNR</b>	17	25	27	0	2	<b>71</b>
<b>RTF</b>	6	0	2	0	0	<b>8</b>
	<b>23</b>	<b>25</b>	<b>29</b>	<b>0</b>	<b>2</b>	<b>79</b>



### Wildlife Rehabilitation

#### May 2020

May 2020	May 2019	May 2018
11	6	27

#### YTD 2020

YTD 2020	YTD 2019	YTD 2018
15	19	42



# WINNEBAGO COUNTY

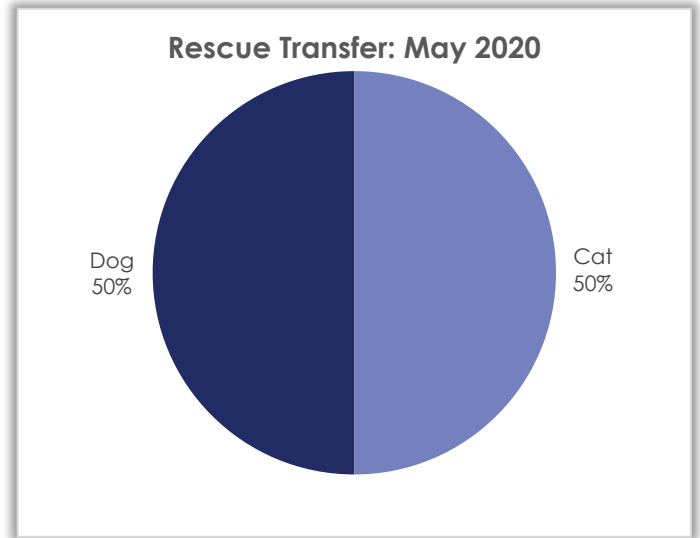
## — ANIMAL SERVICES —

May 2020

### Rescue Transfer – May 2020

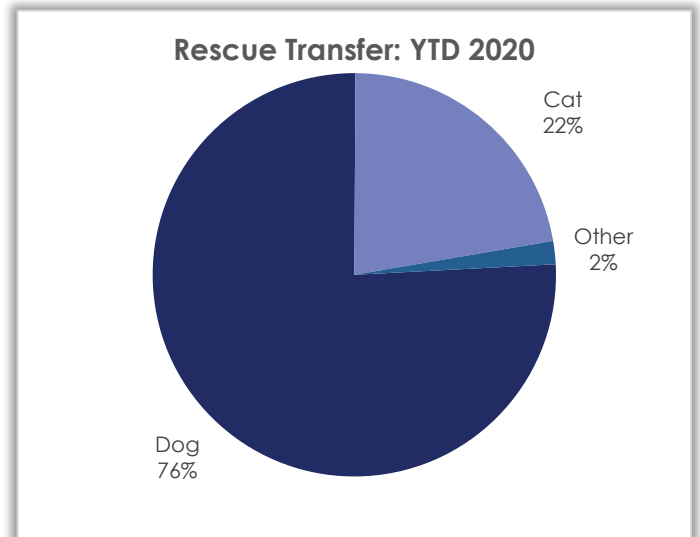
Rescue Transfer by Species – Month/Year Comparison

Species	May 2020	May 2019	May 2018
Dog	3	9	4
Cat	3	29	63
Snake	0	1	0
<b>Total</b>	<b>6</b>	<b>39</b>	<b>67</b>



Rescue Transfer by Species – YTD/Year Comparison

Species	YTD 2020	YTD 2019	YTD 2018
Dog	41	39	59
Cat	12	75	126
Other	1	6	2
<b>Total</b>	<b>54</b>	<b>120</b>	<b>187</b>





# WINNEBAGO COUNTY

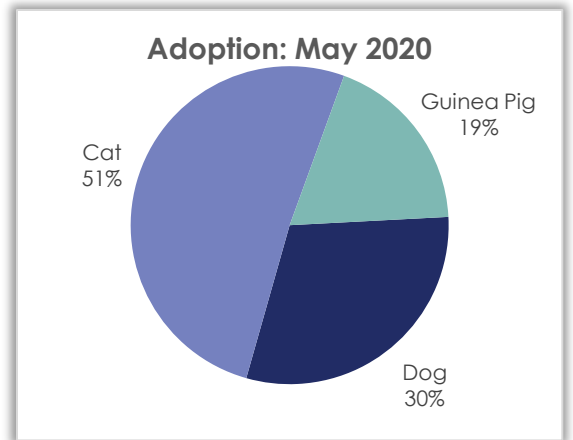
## ANIMAL SERVICES

May 2020

### Adoption – May 2020

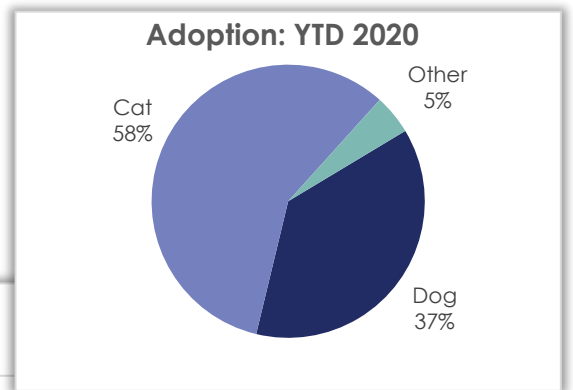
#### Adoption by Species – Month/Year Comparison

Species	May 2020	May 2019	May 2018
Dog	13	65	39
Cat	22	62	43
Guinea Pig	8	4	2
Ferret	0	2	0
Fish	0	10	0
Domestic Bird	0	2	0
Lizard	0	2	0
Domestic Rabbit	0	0	1
Parakeet	0	0	3
<b>Total</b>	<b>43</b>	<b>147</b>	<b>88</b>

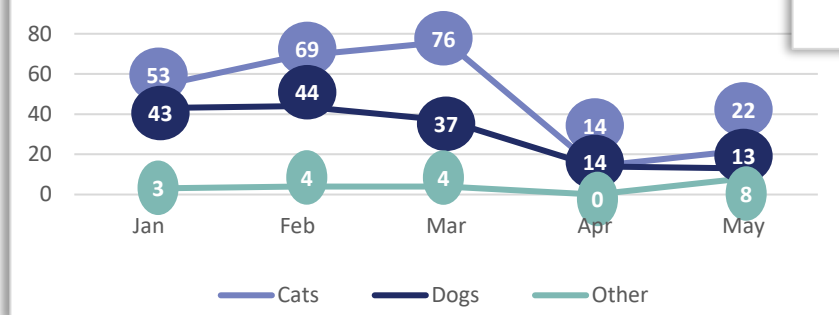


#### Adoption by Species – YTD/Year Comparison

Species	YTD 2020	YTD 2019	YTD 2018
Dog	151	282	196
Cat	234	284	229
Other	19	39	22
<b>Total</b>	<b>404</b>	<b>605</b>	<b>447</b>



#### Adoption: 2020 Monthly Adoptions by Species



#### Off-site Adoptions by PetSmart Location – Month/Year Comparison

Location	May 2020	May 2019	May 2018
Hwy 173	0	7	14
E. State St.	0	-	-
Janesville	0	-	-
Greenfield	0	6	-
Brookfield	0	8	-
<b>Total</b>	<b>0</b>	<b>21</b>	<b>14</b>



# WINNEBAGO COUNTY

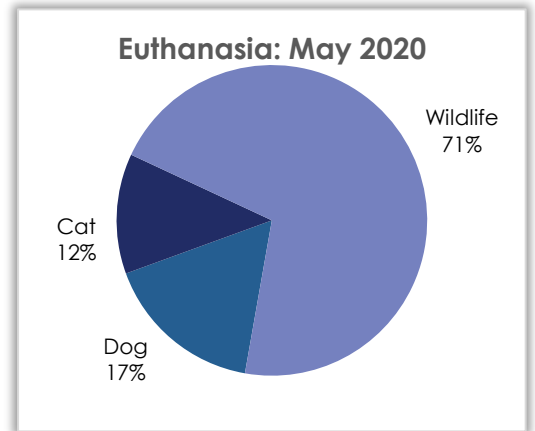
## — ANIMAL SERVICES —

May 2020

### Euthanasia – May 2020

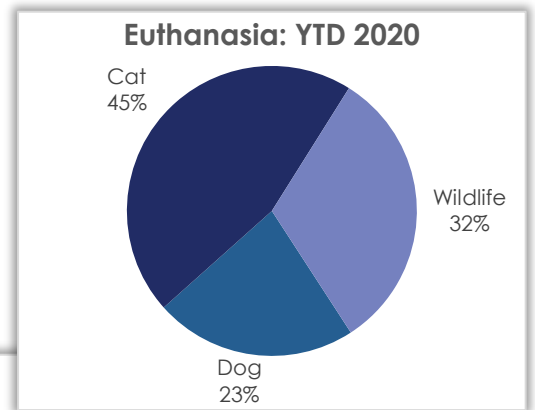
Euthanasia by Species – Month/Year Comparison

Species	May 2020	May 2019	May 2018
Dog	8	27	44
Cat	6	21	54
Other	0	0	1
Wildlife	34	36	52
<b>Total</b>	<b>48</b>	<b>84</b>	<b>151</b>

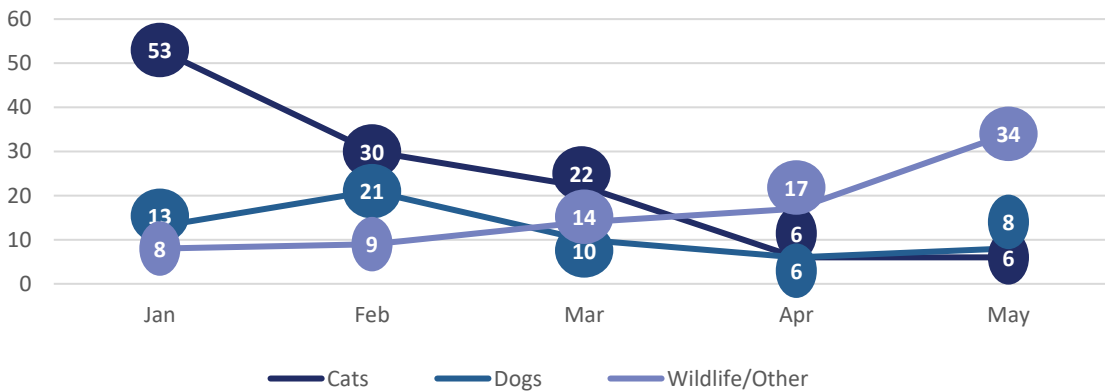


Euthanasia by Species – YTD/Year Comparison

Species	YTD 2020	YTD 2019	YTD 2018
Dog	58	96	166
Cat	117	92	268
Other	0	0	3
Wildlife	82	115	103
<b>Total</b>	<b>257</b>	<b>303</b>	<b>540</b>



Euthanasia: 2020 Monthly Euthanasia Count by Species



# WINNEBAGO COUNTY

## — ANIMAL SERVICES —

May 2020

### Veterinary Operations – May 2020

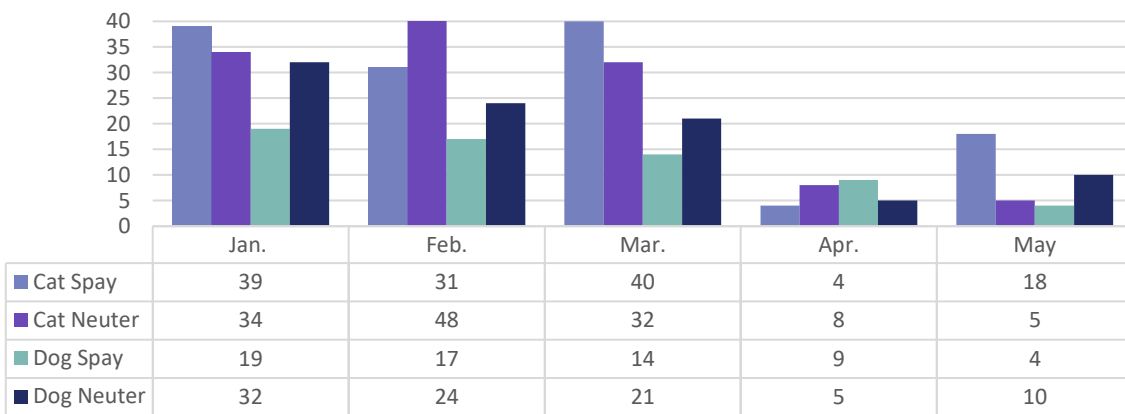
#### Spay/Neuter Surgeries – May Totals

	Dog	Cat	
Spay	4	18	<b>22</b>
Neuter	10	5	<b>15</b>
<b>Total</b>	<b>14</b>	<b>23</b>	<b>37</b>

#### Spay/Neuter Surgeries – YTD Totals

	Dog	Cat	
Spay	63	132	<b>195</b>
Neuter	92	127	<b>219</b>
<b>Total</b>	<b>155</b>	<b>259</b>	<b>414</b>

Veterinary - Spay/Neuter Surgeries - by Species by Month



#### Veterinary – Other Procedures - YTD by Month

Procedure	Jan	Feb	Mar	Apr	May	
Repair Umbilical Hernia	1	1	0	2	0	<b>4</b>
Leg Amputation	1	0	1	0	0	<b>2</b>
Repair Incision	0	2	0	0	0	<b>2</b>
Treat/Close Wound	0	1	2	0	0	<b>3</b>
Tail Amputation	0	0	1	0	0	<b>1</b>
Hematoma Repair	0	0	1	0	0	<b>1</b>
Enucleation	0	0	1	0	1	<b>2</b>
Inguinal Hernia	0	0	1	0	0	<b>1</b>
FHO	0	1	1	0	0	<b>2</b>
	<b>2</b>	<b>5</b>	<b>8</b>	<b>2</b>	<b>1</b>	<b>18</b>

