

WINNEBAGO COUNTY

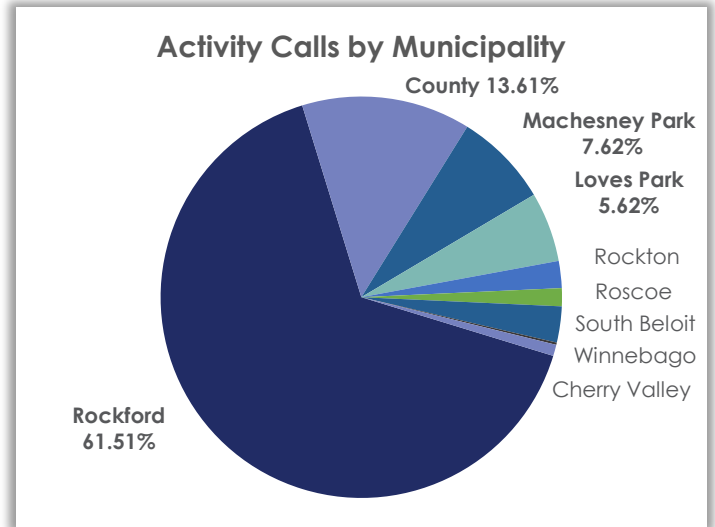
— ANIMAL SERVICES —

November 2020

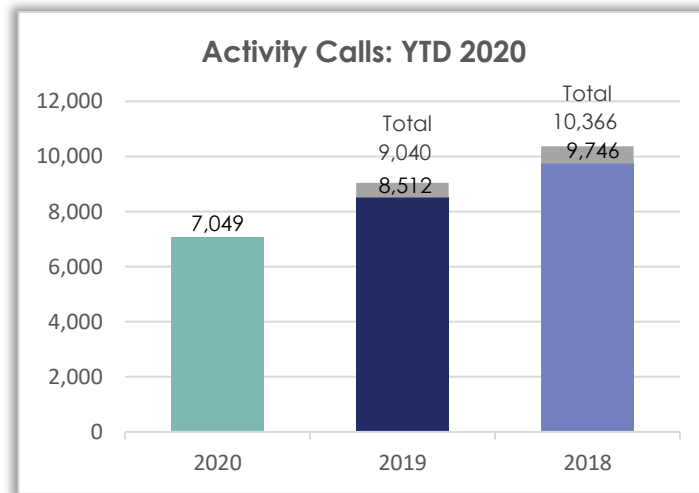
Activity Calls – November 2020

Activity Calls by Municipality – Month/Year Comparison

Municipality	Nov. 2020	Nov. 2019	Nov. 2018
Rockford	361	389	-
County	75	83	-
Machesney Park	42	45	-
Loves Park	31	21	-
Rockton	12	13	-
Roscoe	8	8	-
South Beloit	16	9	-
Durand	0	0	-
Pecatonica	0	1	-
Winnebago	1	2	-
New Milford	0	4	-
Cherry Valley	5	0	-
Boone County	0	0	-
Total	551	575	674



All Municipalities - Activity Calls: YTD/Year Comparison



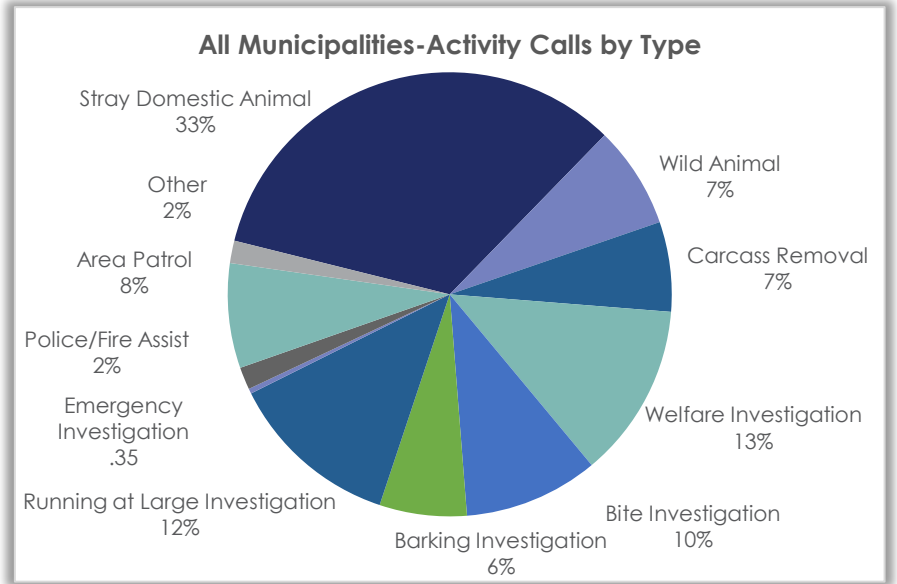
WINNEBAGO COUNTY

— ANIMAL SERVICES —

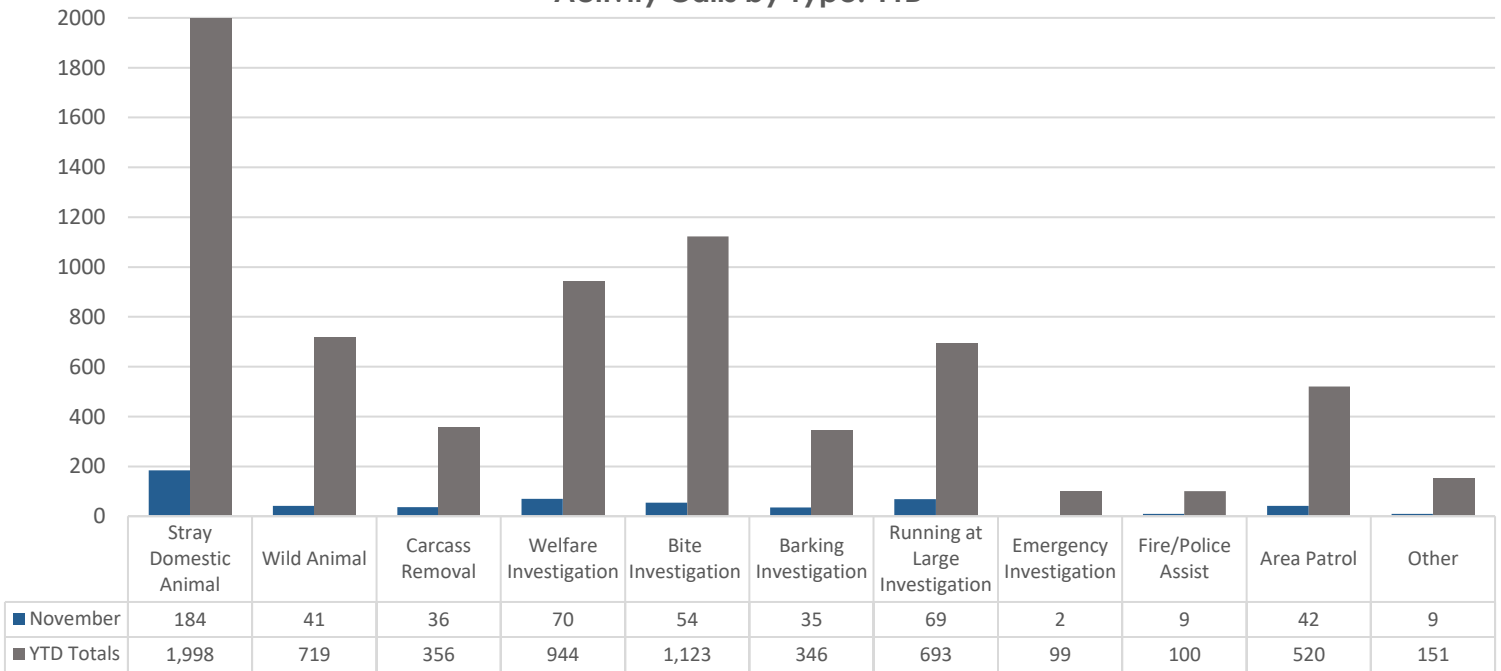
November 2020

Activity Calls for All Municipalities by Activity Call Type

Activity Call Types	Nov. 2020
Stray Domestic Animal	184
Wild Animal	41
Carcass Removal	36
Welfare Investigation	70
Bite Investigation	54
Barking Investigation	35
Running at Large Investigation	69
Emergency Investigation	2
Police/Fire Dept. Assist	9
Area Patrol	42
Other	9
	551



Activity Calls by Type: YTD



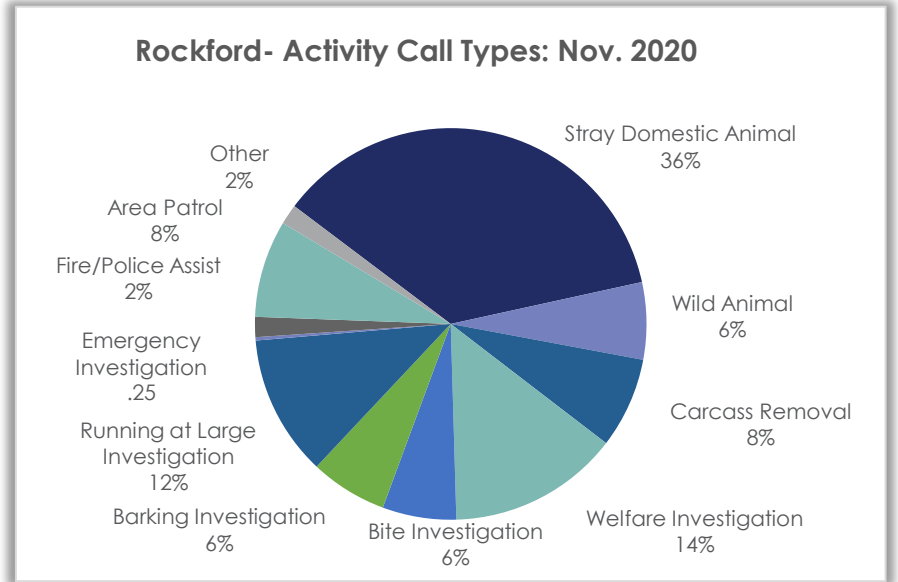
WINNEBAGO COUNTY

ANIMAL SERVICES

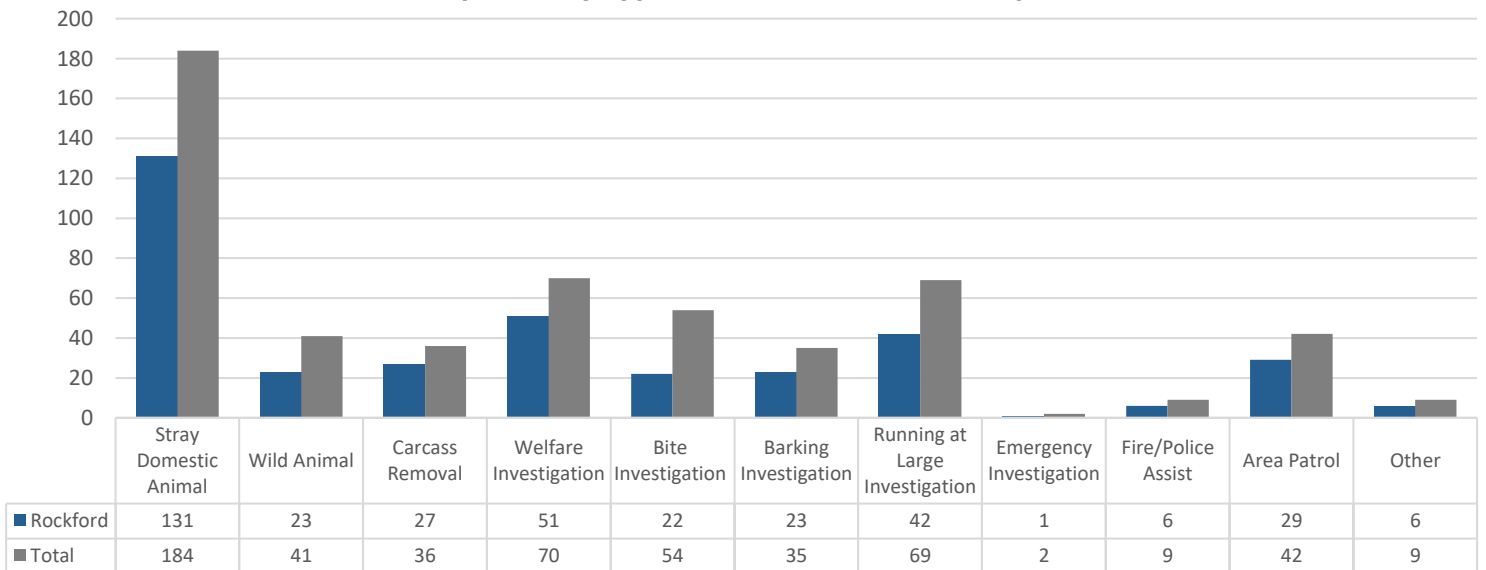
November 2020

Activity Calls for Rockford by Activity Call Type

Activity Call Types	Nov. 2020
Stray Domestic Animal	131
Wild Animal	23
Carcass Removal	27
Welfare Investigation	51
Bite Investigation	22
Barking Investigation	23
Running at Large Investigation	42
Emergency Investigation	1
Police/Fire Dept. Assist	6
Area Patrol	29
Other	6
	361



Activity Calls by Type: Rockford vs. Total Comparison



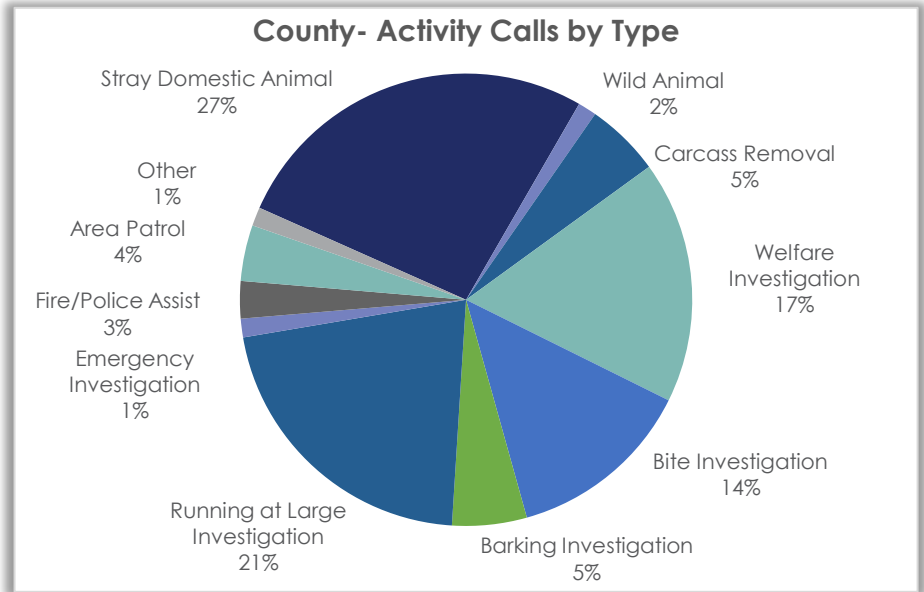
WINNEBAGO COUNTY

— ANIMAL SERVICES —

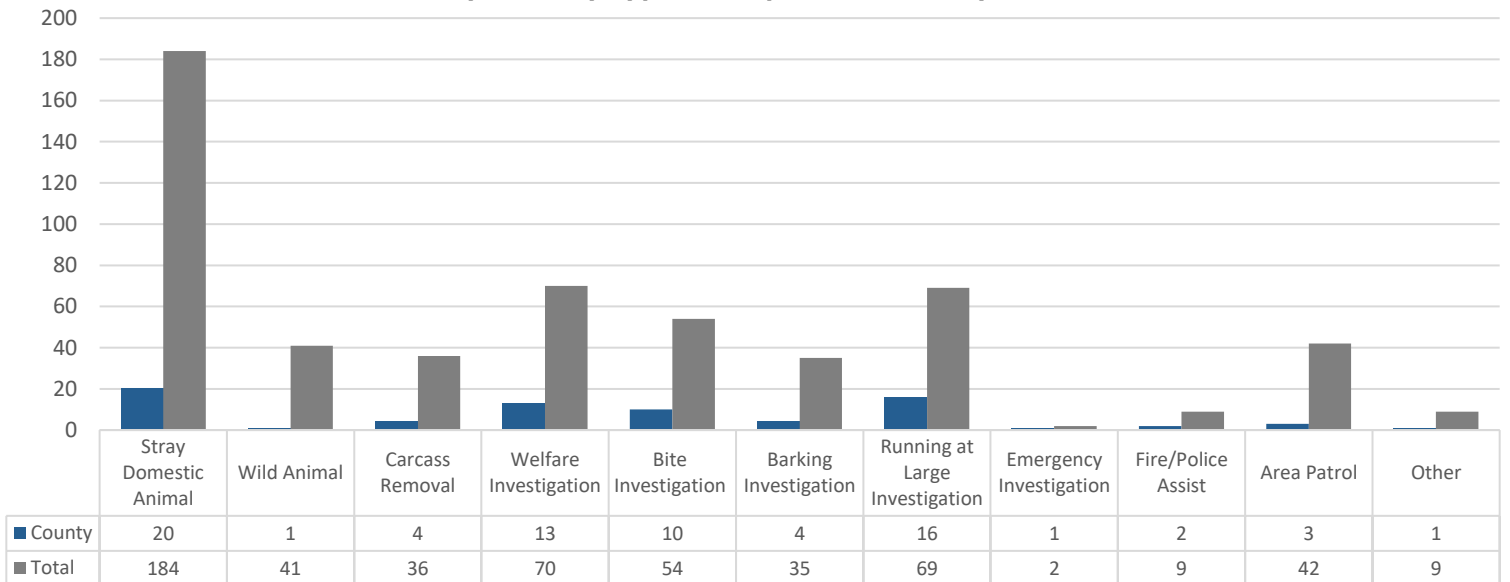
November 2020

Activity Calls for the County by Activity Call Type

Activity Call Types	Nov. 2020
Stray Domestic Animal	20
Wild Animal	1
Carcass Removal	4
Welfare Investigation	13
Bite Investigation	10
Barking Investigation	4
Running at Large Investigation	16
Emergency Investigation	1
Police/Fire Dept. Assist	2
Area Patrol	3
Other	1
	75



Activity Calls by Type: Comparison- County vs. Total



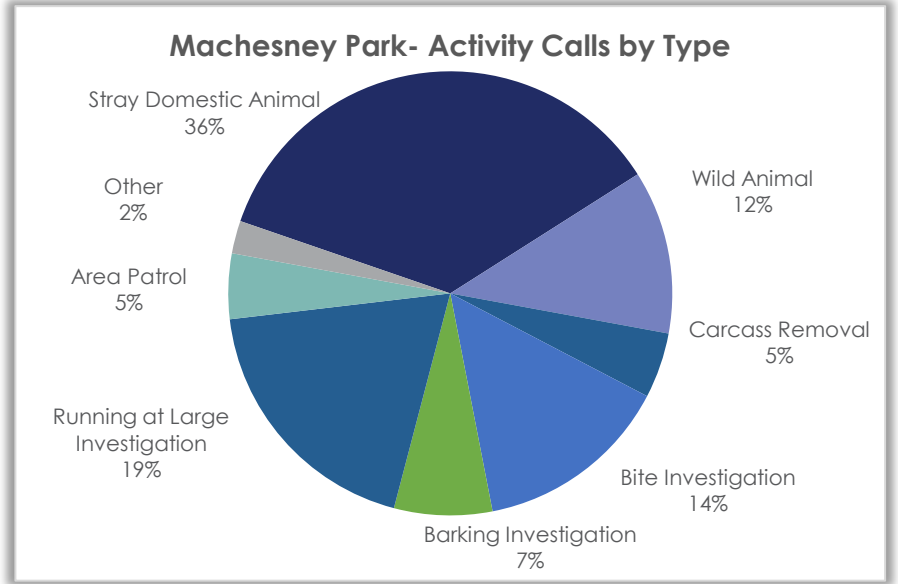
WINNEBAGO COUNTY

— ANIMAL SERVICES —

November 2020

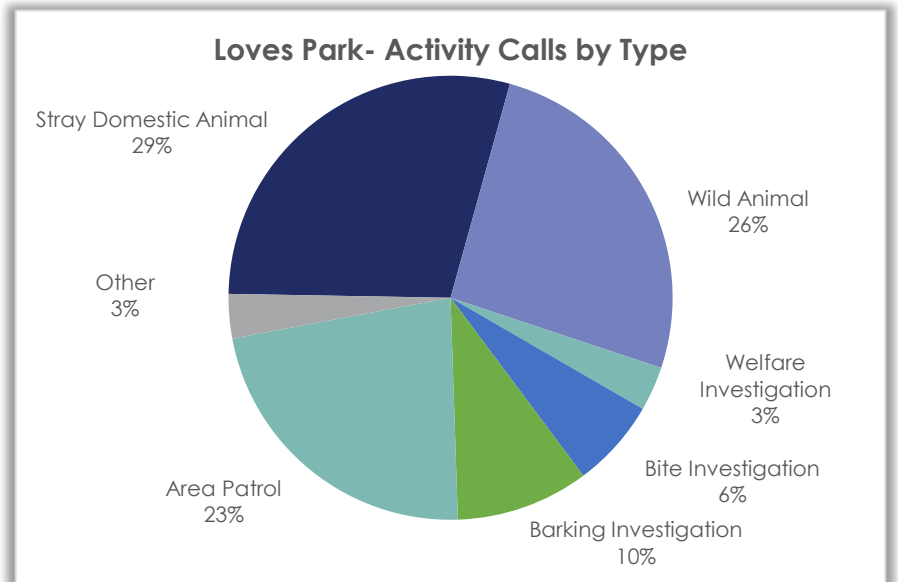
Activity Calls for Machesney Park by Activity Call Type

Activity Call Types	Nov. 2020
Stray Domestic Animal	15
Wild Animal	5
Carcass Removal	2
Welfare Investigation	0
Bite Investigation	6
Barking Investigation	3
Running at Large Investigation	8
Emergency Investigation	0
Police/Fire Dept. Assist	0
Area Patrol	2
Other	1
	42



Activity Calls for Loves Park by Activity Call Type

Activity Call Types	Nov. 2020
Stray Domestic Animal	9
Wild Animal	8
Carcass Removal	0
Welfare Investigation	1
Bite Investigation	2
Barking Investigation	3
Running at Large Investigation	0
Emergency Investigation	0
Police/Fire Dept. Assist	0
Area Patrol	7
Other	1
	31



WINNEBAGO COUNTY

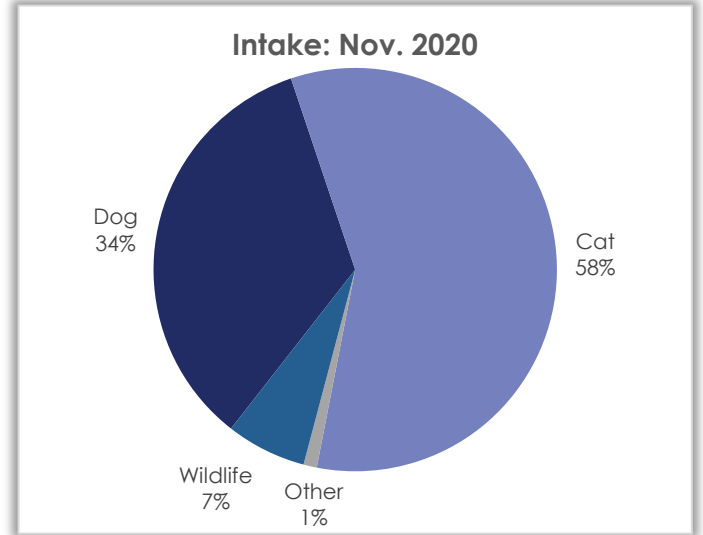
— ANIMAL SERVICES —

November 2020

Intake – November 2020

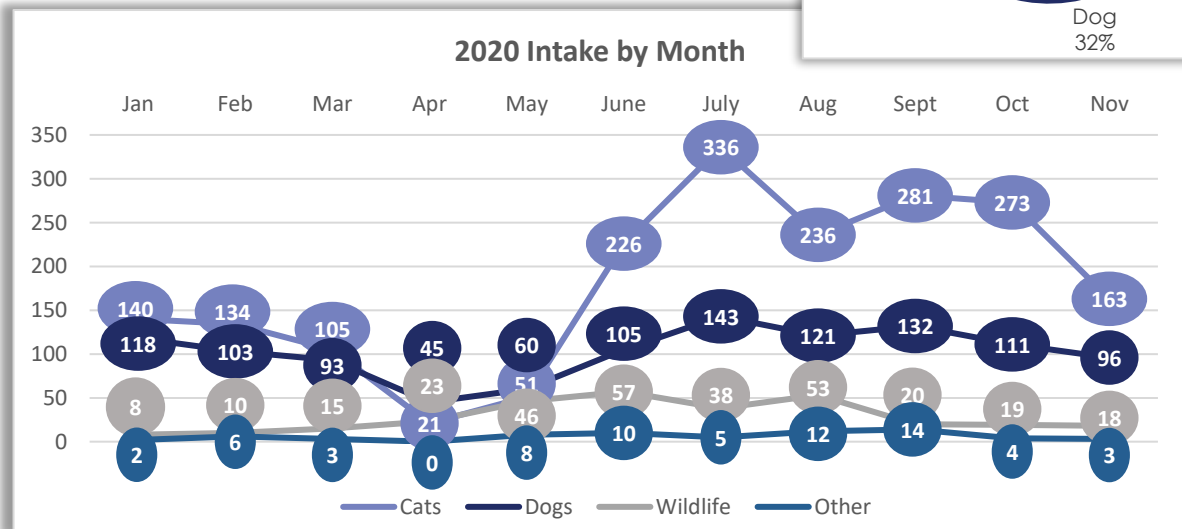
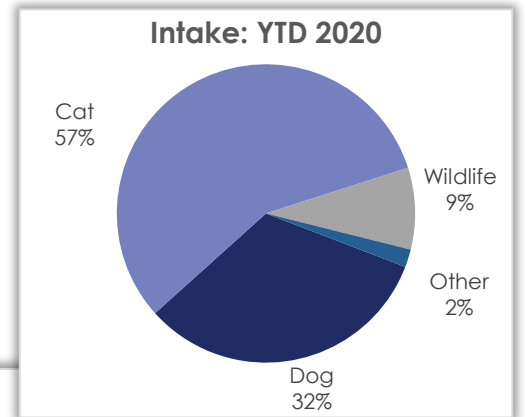
Intake by Species – Month/Year Comparison

Species	Nov. 2020	Nov. 2019	Nov. 2018
Dog	96	151	127
Cat	163	150	178
Domestic Rabbit	0	2	3
Chickens	0	0	204
Guinea Pig	2	1	0
Livestock	0	2	0
Ferret	0	2	0
Lizard	1	0	0
Wildlife	18	28	31
Total	280	336	543



Intake by Species – YTD/Year Comparison

Species	YTD 2020	YTD 2019	YTD 2018
Dog	1,127	1,747	1,642
Cat	1,966	2,041	1,942
Wildlife	307	437	516
Other	67	154	299
Total	3,467	4,379	4,399



WINNEBAGO COUNTY

— ANIMAL SERVICES —

November 2020

Return to Owner – November 2020

Return to Owner by Species – Month/Year Comparison

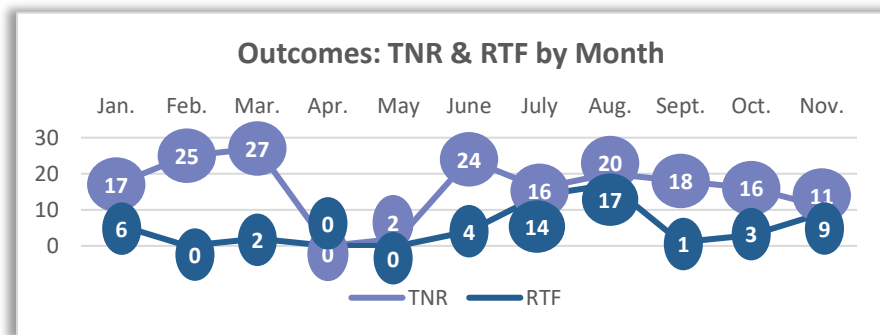
Species	Nov. 2020	Nov. 2019	Nov.2018
Dog	44	50	42
Cat	3	6	5
Other	0	2	0
Total	47	58	47

Return to Owner by Species – YTD/Year Comparison

Species	YTD 2020	YTD 2019	YTD 2018
Dog	479	626	598
Cat	29	75	58
Other	6	6	3
Total	514	707	659

2020 Trap-Neuter-Return and Return-to-Field Outcomes

	Jan.	Feb.	Mar.	Apr.	May	June	July	Aug.	Sept.	Oct.	Nov.	
TNR	17	25	27	0	2	24	16	20	18	16	11	176
RTF	6	0	2	0	0	4	14	17	1	3	9	56
	23	25	29	0	2	28	30	37	19	19	18	232



Wildlife Rehabilitation

Nov. 2020

Nov. 2020	Nov. 2019	Nov. 2018
2	2	1

YTD 2020

YTD 2020	YTD 2019	YTD 2018
57	98	100



WINNEBAGO COUNTY

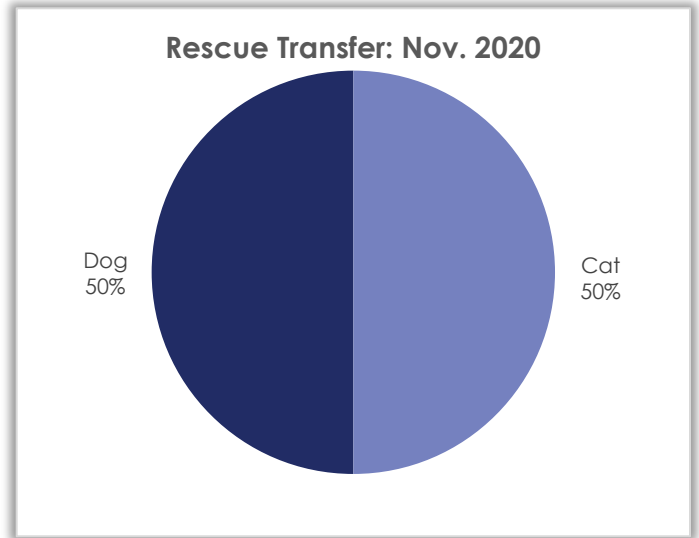
— ANIMAL SERVICES —

November 2020

Rescue Transfer – November 2020

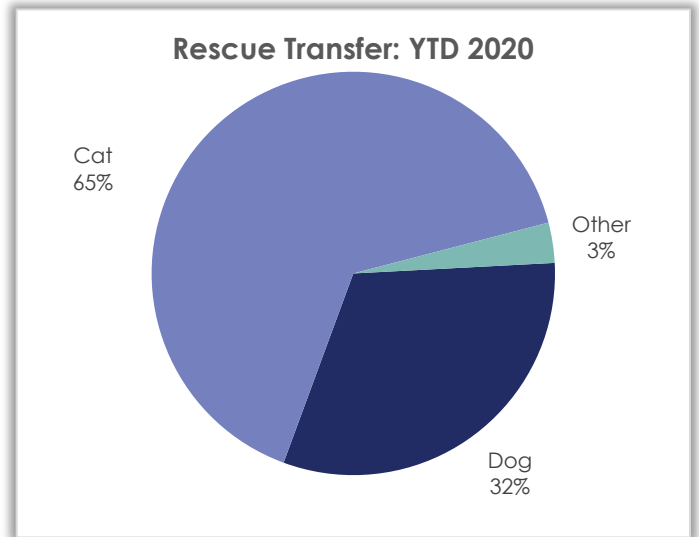
Rescue Transfer by Species – Month/Year Comparison

Species	Nov. 2020	Nov. 2019	Nov. 2018
Dog	9	11	15
Cat	9	9	22
Dom. Rabbit	0	2	0
Total	18	22	37



Rescue Transfer by Species – YTD/Year Comparison

Species	YTD 2020	YTD 2019	YTD 2018
Dog	78	107	152
Cat	162	295	276
Other	8	14	5
Total	248	416	433



WINNEBAGO COUNTY

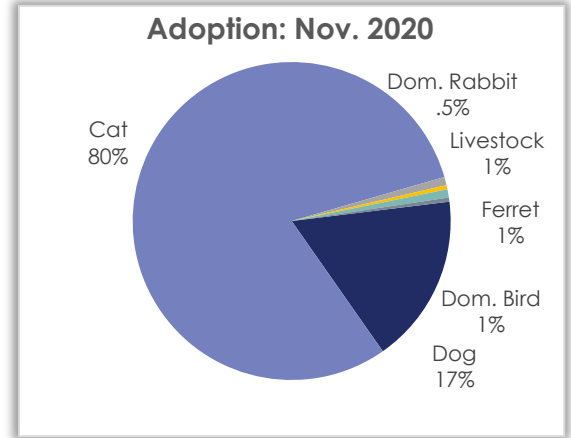
ANIMAL SERVICES

November 2020

Adoption – November 2020

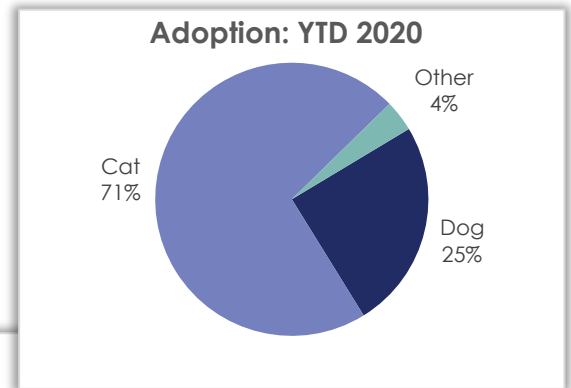
Adoption by Species – Month/Year Comparison

Species	Nov. 2020	Nov. 2019	Nov. 2018
Dog	34	66	65
Cat	145	112	75
Guinea Pig	2	1	0
Chickens	0	0	89
Lizard	1	0	0
Ferret	0	2	0
Domestic Rabbit	0	1	1
Total	182	182	230

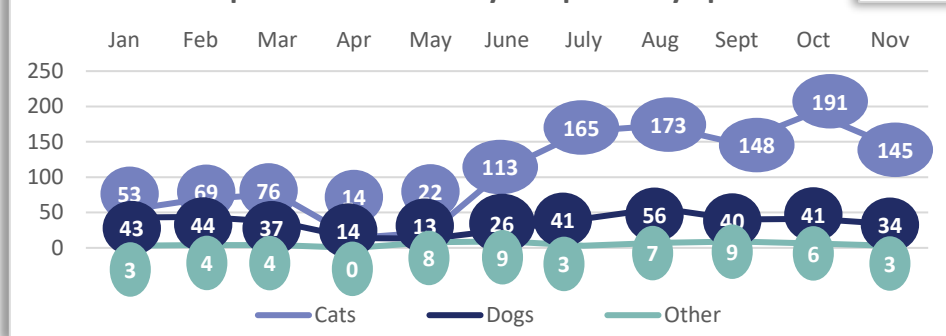


Adoption by Species – YTD/Year Comparison

Species	YTD 2020	YTD 2019	YTD 2018
Dog	389	725	512
Cat	1,169	1,041	726
Other	56	103	149
Total	1,614	1,869	1,387



Adoption: 2020 Monthly Adoptions by Species



Off-site Adoptions by PetSmart Location – Month/Year Comparison

Location	Nov. 2020	Nov. 2019	Nov. 2018
Hwy 173	0	12	12
E. State St.	0	5	-
Janesville	20	9	-
Greenfield	18	14	7
Brookfield	17	7	-
Pewaukee	4	-	-
Total	59	47	19



WINNEBAGO COUNTY

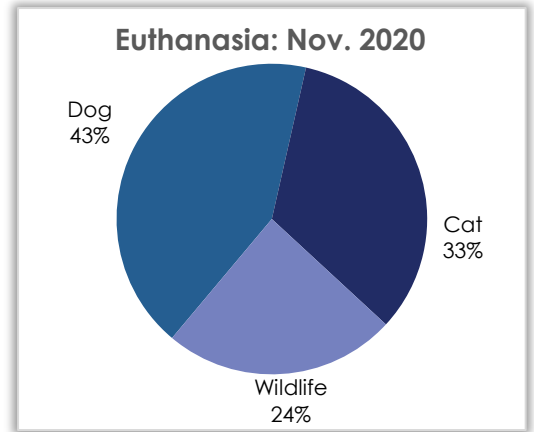
ANIMAL SERVICES

November 2020

Euthanasia – November 2020

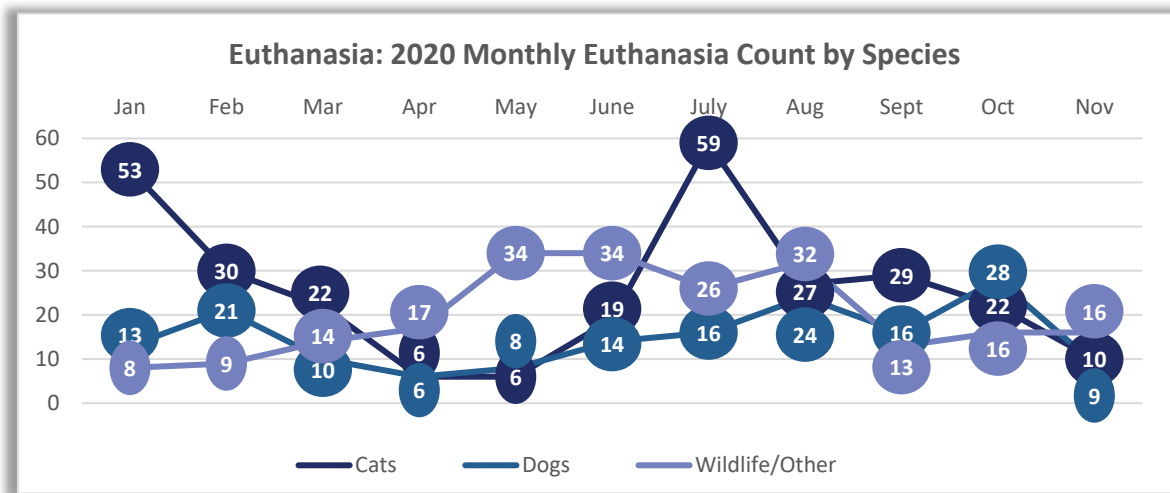
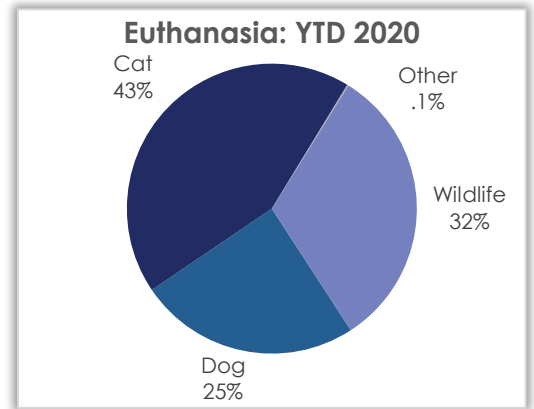
Euthanasia by Species – Month/Year Comparison

Species	Nov. 2020	Nov. 2019	Nov. 2018
Dog	9	12	14
Cat	10	26	58
Other	0	0	116
Wildlife	16	23	24
Total	35	61	212



Euthanasia by Species – YTD/Year Comparison

Species	YTD 2020	YTD 2019	YTD 2018
Dog	165	205	339
Cat	283	368	770
Other	1	38	125
Wildlife	218	266	291
Total	667	877	1,525



WINNEBAGO COUNTY

— ANIMAL SERVICES —

November 2020

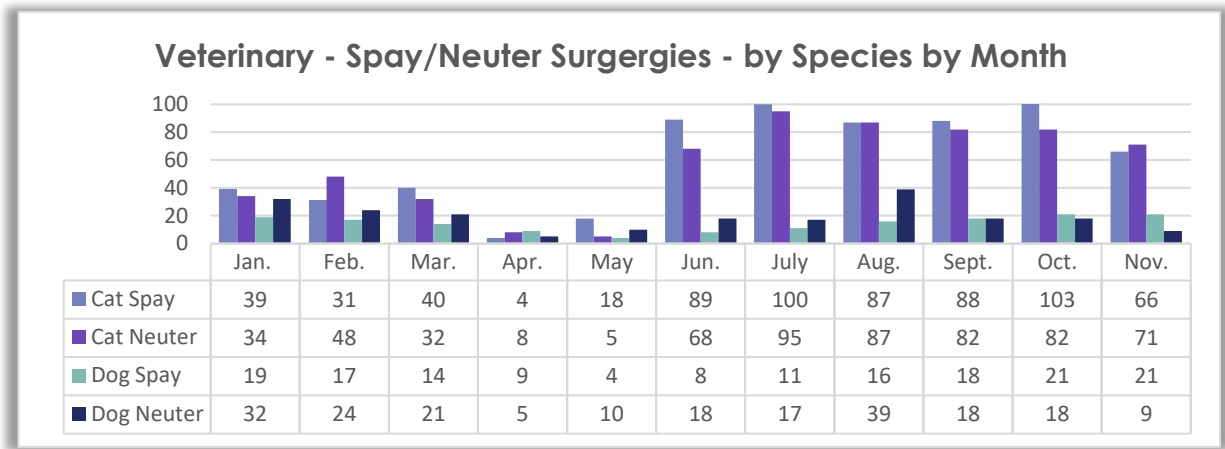
Veterinary Operations – November 2020

Spay/Neuter Surgeries – Nov. Totals

	Dog	Cat	
Spay	21	66	87
Neuter	9	71	80
Total	30	137	167

Spay/Neuter Surgeries – YTD Totals

	Dog	Cat	
Spay	158	665	823
Neuter	211	612	823
Total	369	1,277	1,646



Veterinary – Other Procedures - YTD by Month

Procedure	Jan	Feb	Mar	Apr	May	Jun	Jul	Aug	Sept	Oct	Nov	
Repair Umbilical Hernia	1	1	0	2	0	0	1	1	1	0	0	7
Leg Amputation	1	0	1	0	0	0	0	0	1	0	0	3
Repair Incision	0	2	0	0	0	0	0	1	0	0	0	3
Treat/Close Wound	0	1	2	0	0	0	5	3	2	1	0	14
Tail Amputation	0	0	1	0	0	1	0	0	1	0	0	3
Hematoma Repair	0	0	1	0	0	0	0	0	0	0	0	1
Enucleation	0	0	1	0	1	0	0	0	0	3	0	5
Inguinal Hernia	0	0	1	0	0	1	0	0	0	0	0	2
FHO	0	1	1	0	0	0	0	0	0	0	0	2
Entropion	0	0	0	0	0	1	1	0	1	0	0	3
Remove Growth	0	0	0	0	0	0	0	1	0	0	0	1
Cystotomy	0	0	0	0	0	0	0	1	0	0	0	1
Kidney Removal	0	0	0	0	0	0	0	1	0	0	0	1
Remove Rear Dewclaws	0	0	0	0	0	0	0	1	0	0	0	1
Rem Mammary Tumor	0	0	0	0	0	0	1	1	1	0	0	3
Repair Cherry Eye	0	0	0	0	0	0	0	0	0	0	1	1
	2	5	8	2	1	3	8	10	7	4	1	51

