

# WINNEBAGO COUNTY

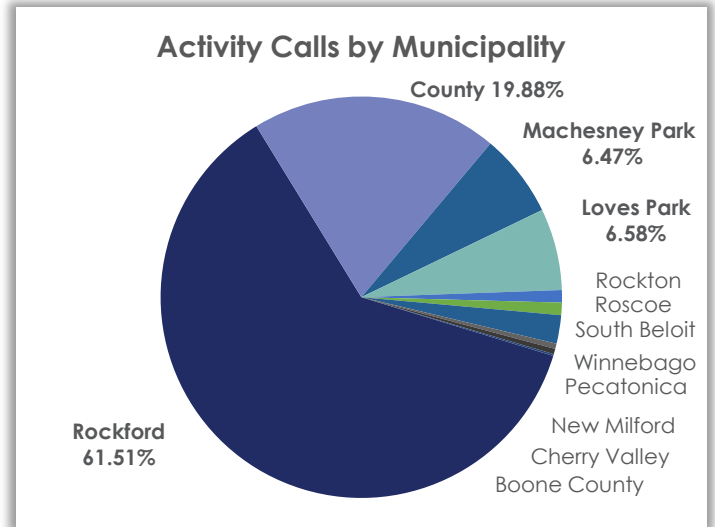
## — ANIMAL SERVICES —

October 2020

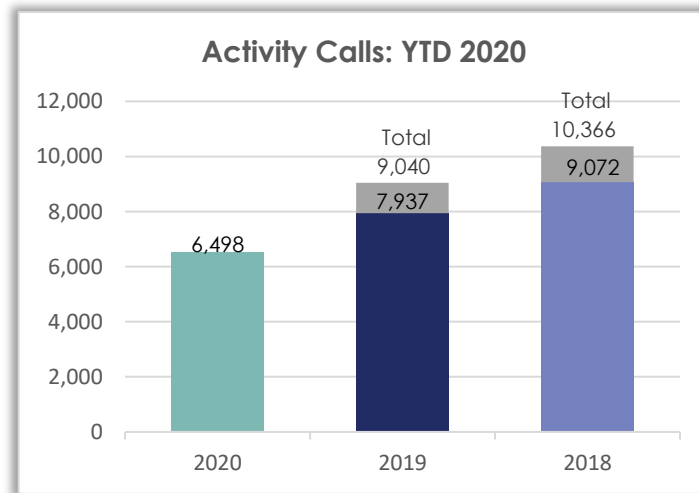
### Activity Calls – October 2020

#### Activity Calls by Municipality – Month/Year Comparison

Municipality	Oct. 2020	Oct. 2019	Oct. 2018
Rockford	430	432	-
County	139	84	-
Machesney Park	47	50	-
Loves Park	46	42	-
Rockton	7	7	-
Roscoe	7	11	-
South Beloit	16	6	-
Durand	0	4	-
Pecatonica	3	5	-
Winnebago	3	7	-
New Milford	1	1	-
Cherry Valley	0	3	-
Boone County	0	0	-
<b>Total</b>	<b>699</b>	<b>652</b>	<b>805</b>



#### All Municipalities - Activity Calls: YTD/Year Comparison



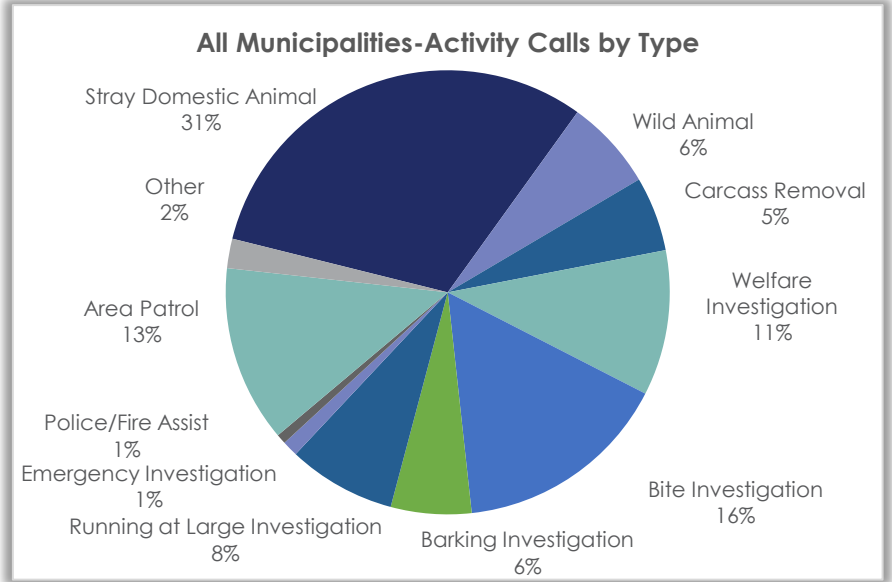
# WINNEBAGO COUNTY

## — ANIMAL SERVICES —

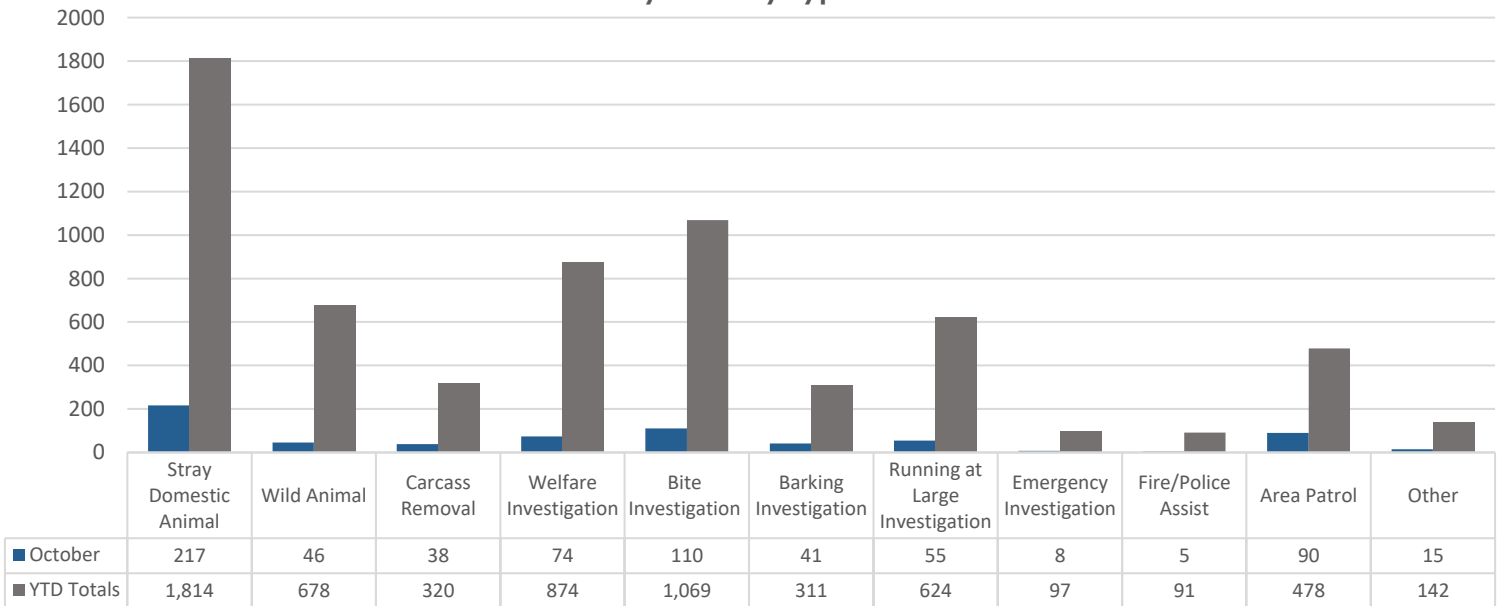
October 2020

### Activity Calls for All Municipalities by Activity Call Type

Activity Call Types	Oct. 2020
Stray Domestic Animal	217
Wild Animal	46
Carcass Removal	38
Welfare Investigation	74
Bite Investigation	110
Barking Investigation	41
Running at Large Investigation	55
Emergency Investigation	8
Police/Fire Dept. Assist	5
Area Patrol	90
Other	15
	<b>699</b>



### Activity Calls by Type: YTD



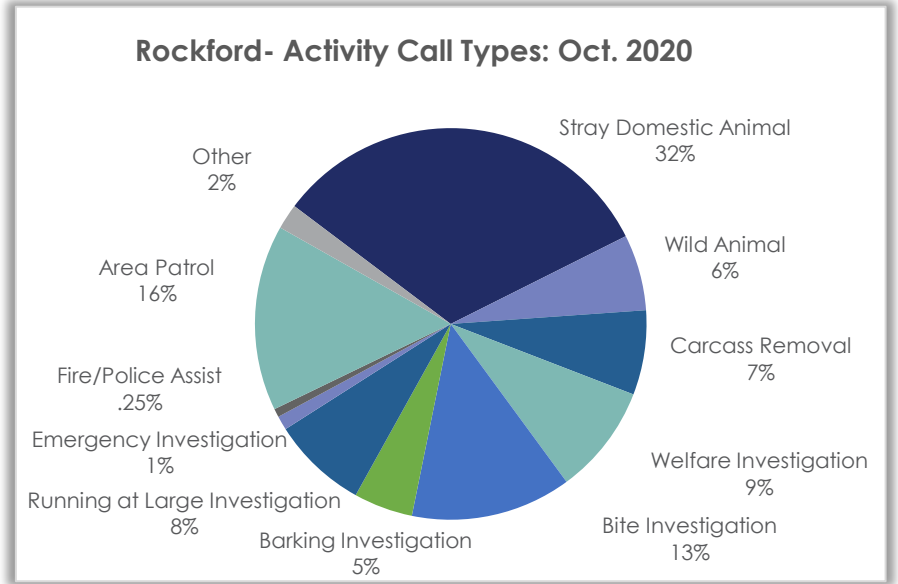
# WINNEBAGO COUNTY

## — ANIMAL SERVICES —

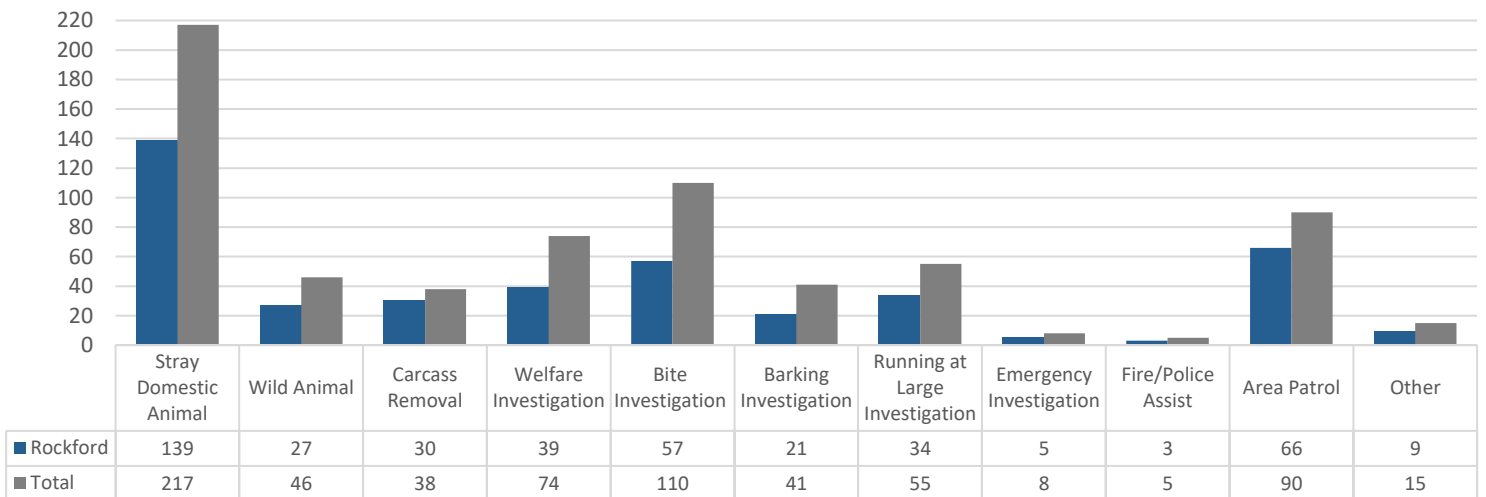
October 2020

### Activity Calls for Rockford by Activity Call Type

Activity Call Types	Oct. 2020
Stray Domestic Animal	139
Wild Animal	27
Carcass Removal	30
Welfare Investigation	39
Bite Investigation	57
Barking Investigation	21
Running at Large Investigation	34
Emergency Investigation	5
Police/Fire Dept. Assist	3
Area Patrol	66
Other	9
	<b>430</b>



### Activity Calls by Type: Rockford vs. Total Comparison



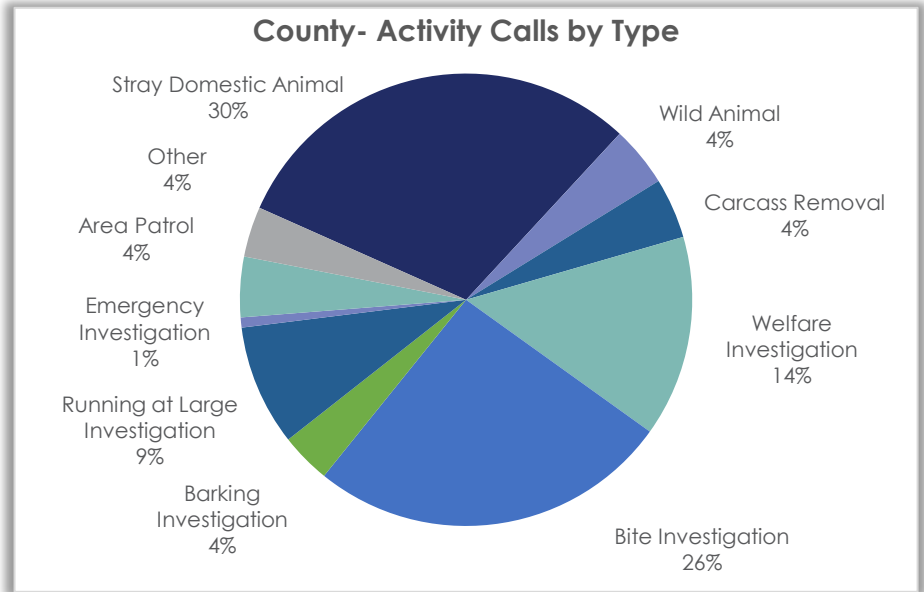
# WINNEBAGO COUNTY

## — ANIMAL SERVICES —

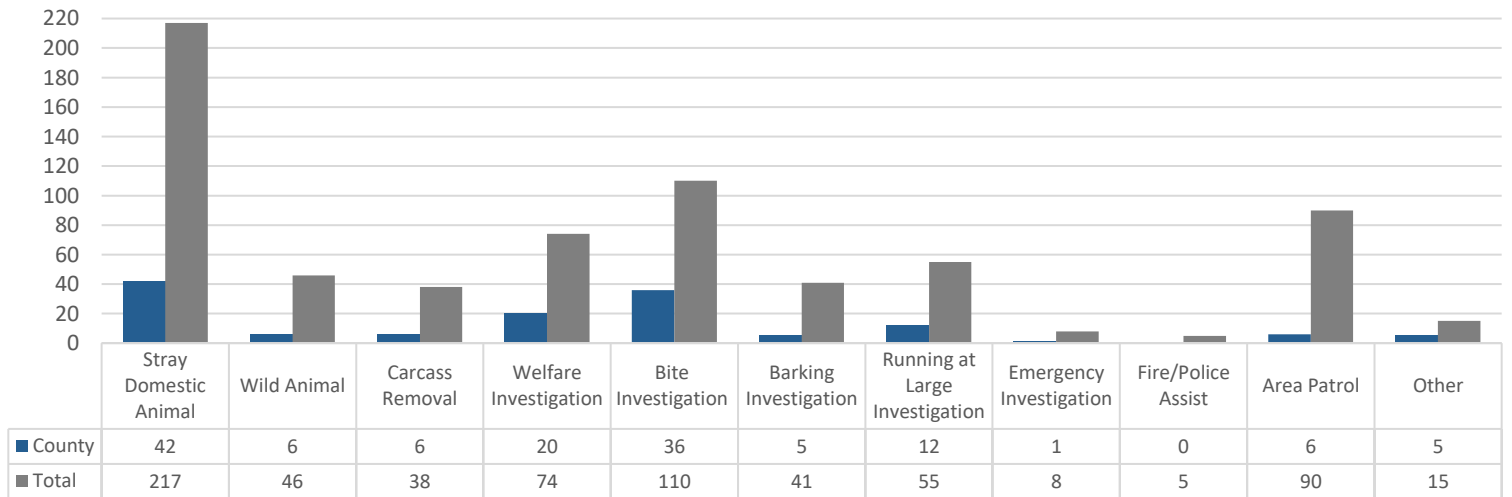
October 2020

### Activity Calls for the County by Activity Call Type

Activity Call Types	Oct. 2020
Stray Domestic Animal	42
Wild Animal	6
Carcass Removal	6
Welfare Investigation	20
Bite Investigation	36
Barking Investigation	5
Running at Large Investigation	12
Emergency Investigation	1
Police/Fire Dept. Assist	0
Area Patrol	6
Other	5
	<b>139</b>



### Activity Calls by Type: Comparison- County vs. Total



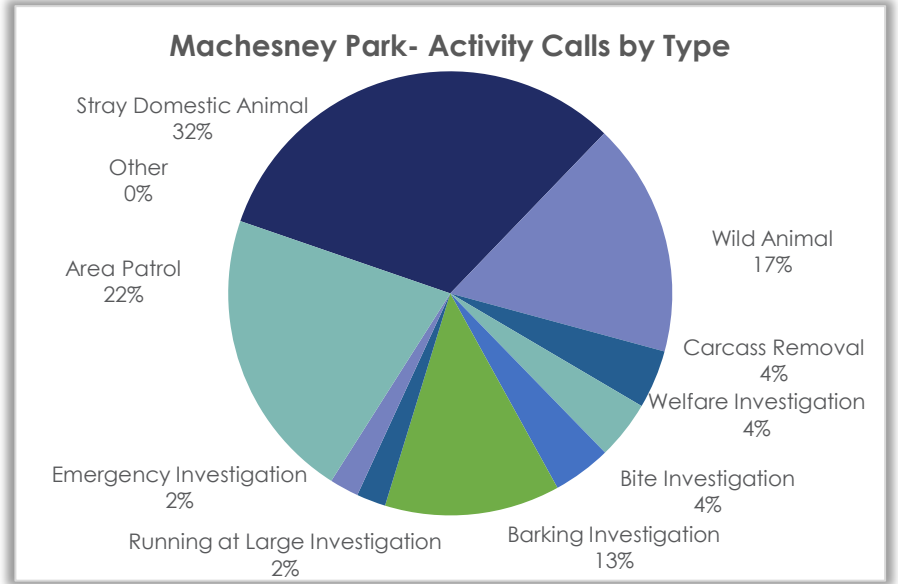
# WINNEBAGO COUNTY

## — ANIMAL SERVICES —

October 2020

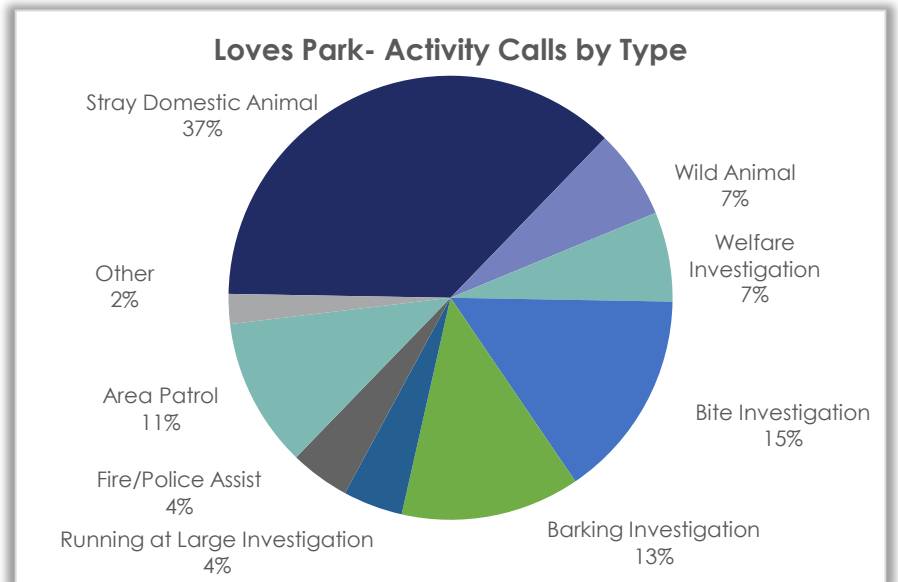
### Activity Calls for Machesney Park by Activity Call Type

Activity Call Types	Oct. 2020
Stray Domestic Animal	15
Wild Animal	8
Carcass Removal	2
Welfare Investigation	2
Bite Investigation	2
Barking Investigation	6
Running at Large Investigation	1
Emergency Investigation	1
Police/Fire Dept. Assist	0
Area Patrol	10
Other	0
	<b>47</b>



### Activity Calls for Loves Park by Activity Call Type

Activity Call Types	Oct. 2020
Stray Domestic Animal	17
Wild Animal	3
Carcass Removal	0
Welfare Investigation	3
Bite Investigation	7
Barking Investigation	6
Running at Large Investigation	2
Emergency Investigation	0
Police/Fire Dept. Assist	2
Area Patrol	5
Other	1
	<b>46</b>



# WINNEBAGO COUNTY

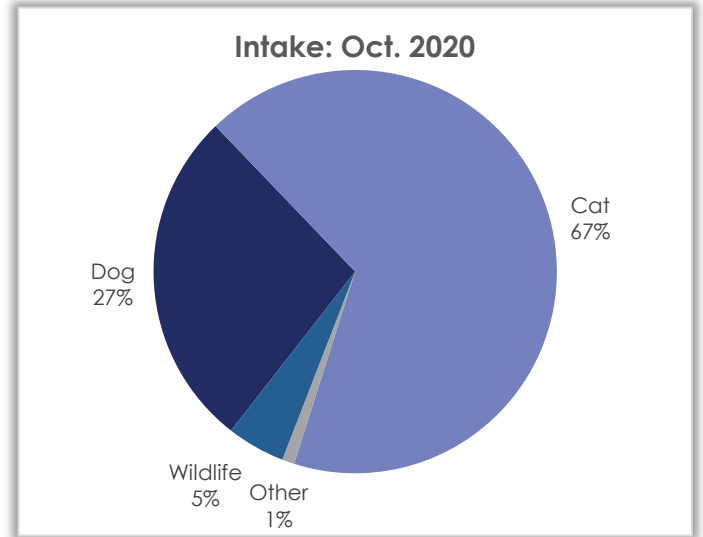
## — ANIMAL SERVICES —

October 2020

### Intake – October 2020

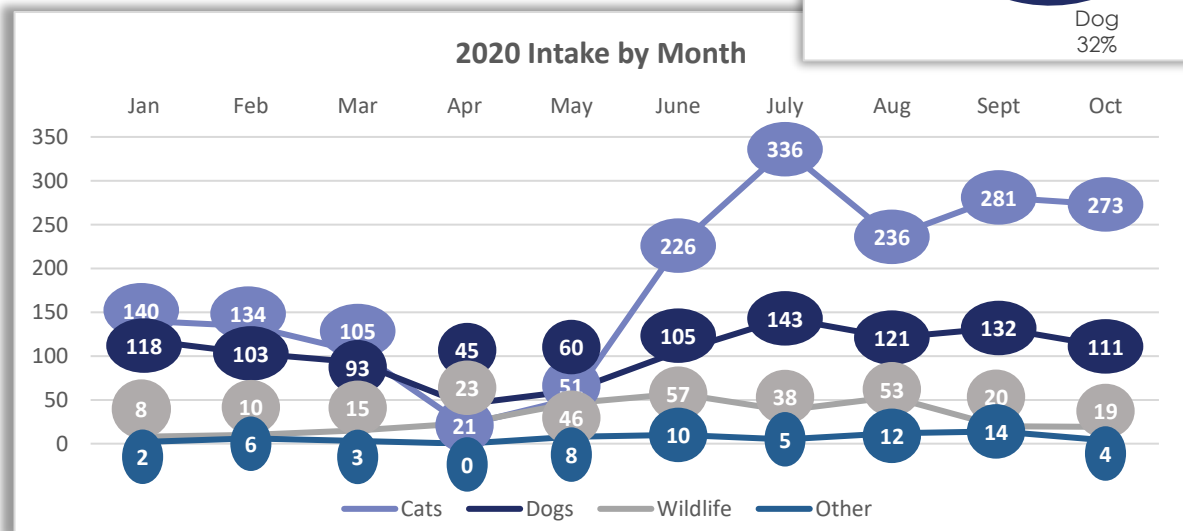
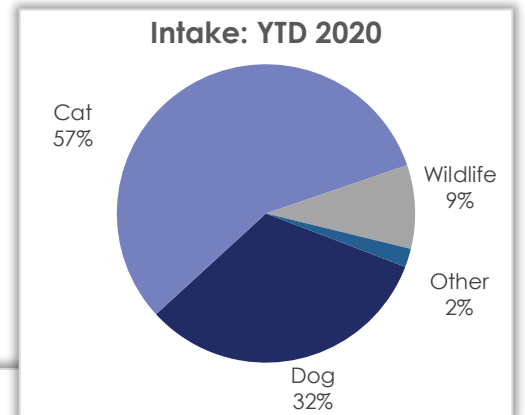
#### Intake by Species – Month/Year Comparison

Species	Oct. 2020	Oct. 2019	Oct. 2018
Dog	111	161	167
Cat	273	307	184
Domestic Rabbit	1	2	0
Domestic Bird	1	3	0
Guinea Pig	0	0	3
Sheep	0	0	1
Ferret	2	1	0
Lizard	0	0	1
Wildlife	19	27	31
<b>Total</b>	<b>407</b>	<b>501</b>	<b>387</b>



#### Intake by Species – YTD/Year Comparison

Species	YTD 2020	YTD 2019	YTD 2018
Dog	1,031	1,596	1,515
Cat	1,803	1,891	1,764
Wildlife	289	409	485
Other	64	147	92
<b>Total</b>	<b>3,187</b>	<b>4,043</b>	<b>3,856</b>



# WINNEBAGO COUNTY

## — ANIMAL SERVICES —

October 2020

### Return to Owner – October 2020

#### Return to Owner by Species – Month/Year Comparison

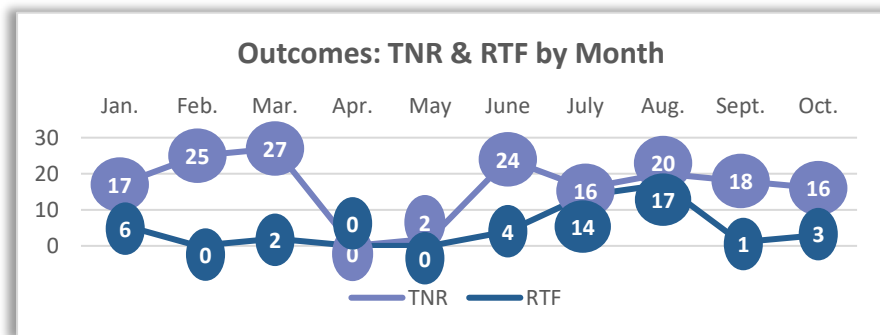
Species	Oct. 2020	Oct. 2019	Oct. 2018
Dog	50	52	53
Cat	0	4	4
Other	2	0	0
<b>Total</b>	<b>52</b>	<b>56</b>	<b>57</b>

#### Return to Owner by Species – YTD/Year Comparison

Species	YTD 2020	YTD 2019	YTD 2018
Dog	435	576	556
Cat	26	69	53
Other	6	4	3
<b>Total</b>	<b>467</b>	<b>649</b>	<b>612</b>

### 2020 Trap-Neuter-Return and Return-to-Field Outcomes

	Jan.	Feb.	Mar.	Apr.	May	June	July	Aug.	Sept.	Oct.	
<b>TNR</b>	17	25	27	0	2	24	16	20	18	16	<b>165</b>
<b>RTF</b>	6	0	2	0	0	4	14	17	1	3	<b>47</b>
	<b>23</b>	<b>25</b>	<b>29</b>	<b>0</b>	<b>2</b>	<b>28</b>	<b>30</b>	<b>37</b>	<b>19</b>	<b>19</b>	<b>212</b>



### Wildlife Rehabilitation

#### Oct. 2020

Oct. 2020	Oct. 2019	Oct. 2018
0	0	1

#### YTD 2020

YTD 2020	YTD 2019	YTD 2018
55	96	99



# WINNEBAGO COUNTY

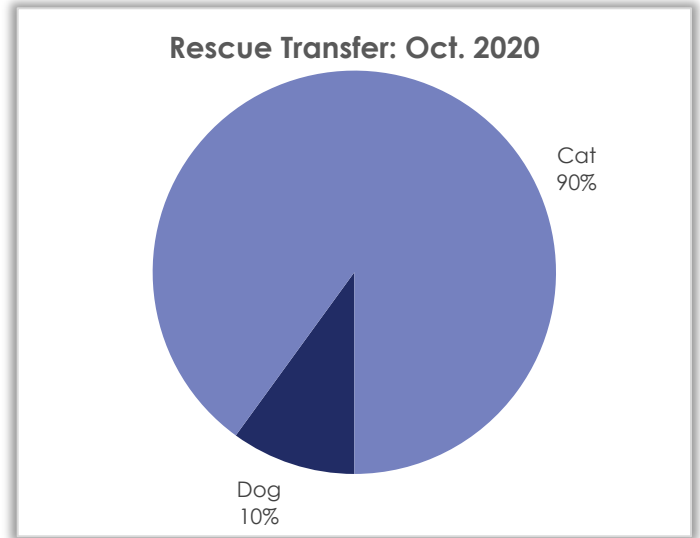
## — ANIMAL SERVICES —

October 2020

### Rescue Transfer – October 2020

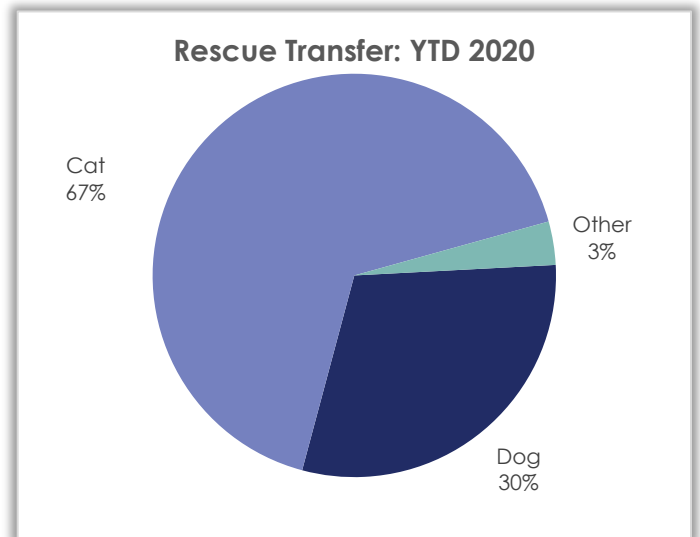
#### Rescue Transfer by Species – Month/Year Comparison

Species	Oct. 2020	Oct. 2019	Oct. 2018
Dog	5	8	17
Cat	45	36	29
Livestock	0	1	0
<b>Total</b>	<b>50</b>	<b>45</b>	<b>46</b>



#### Rescue Transfer by Species – YTD/Year Comparison

Species	YTD 2020	YTD 2019	YTD 2018
Dog	69	96	137
Cat	153	286	254
Other	8	12	5
<b>Total</b>	<b>230</b>	<b>394</b>	<b>396</b>





# WINNEBAGO COUNTY

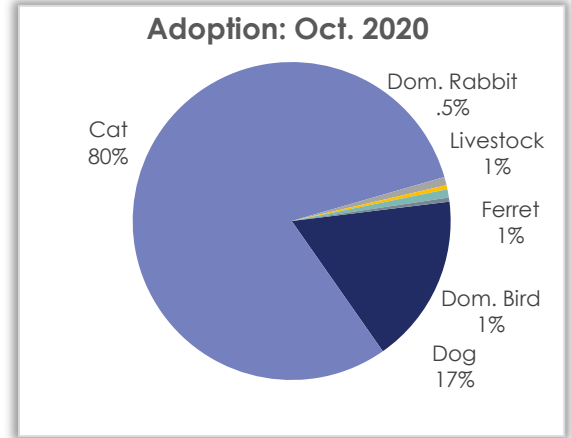
## — ANIMAL SERVICES —

October 2020

### Adoption – October 2020

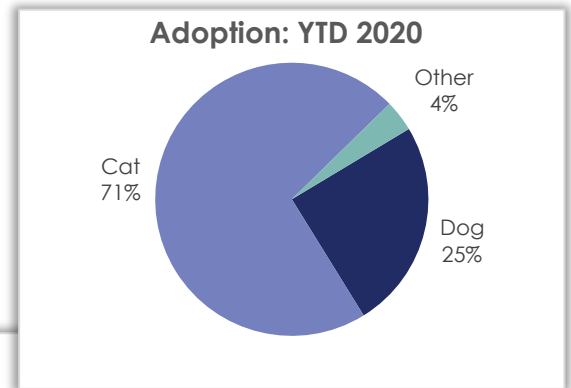
#### Adoption by Species – Month/Year Comparison

Species	Oct. 2020	Oct. 2019	Oct. 2018
Dog	41	77	52
Cat	191	133	80
Guinea Pig	0	0	3
Domestic Bird	2	3	0
Livestock	1	0	0
Ferret	2	1	0
Domestic Rabbit	1	3	0
<b>Total</b>	<b>238</b>	<b>217</b>	<b>135</b>

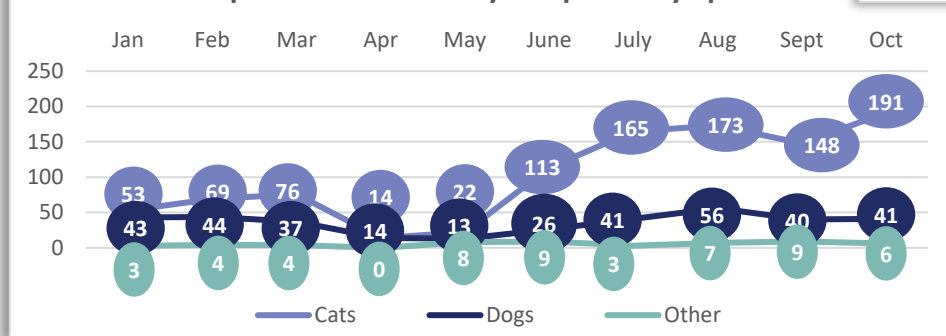


#### Adoption by Species – YTD/Year Comparison

Species	YTD 2020	YTD 2019	YTD 2018
Dog	355	659	447
Cat	1,024	929	651
Other	53	99	59
<b>Total</b>	<b>1,432</b>	<b>1,687</b>	<b>1,157</b>



#### Adoption: 2020 Monthly Adoptions by Species



#### Off-site Adoptions by PetSmart Location – Month/Year Comparison

Location	Oct. 2020	Oct. 2019	Oct. 2018
Hwy 173	0	12	7
E. State St.	0	8	-
Janesville	16	7	-
Greenfield	29	12	1
Brookfield	20	13	-
Pewaukee	13	-	-
<b>Total</b>	<b>78</b>	<b>52</b>	<b>8</b>



# WINNEBAGO COUNTY

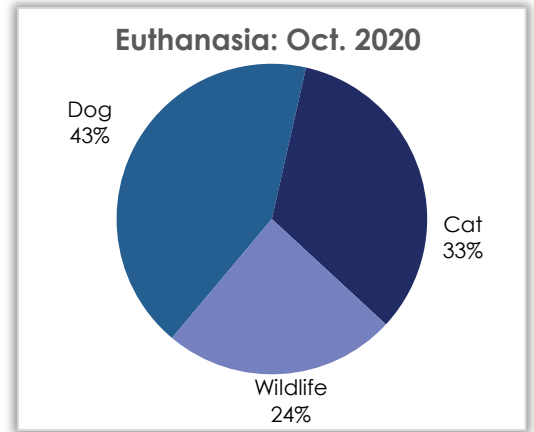
## ANIMAL SERVICES

October 2020

### Euthanasia – October 2020

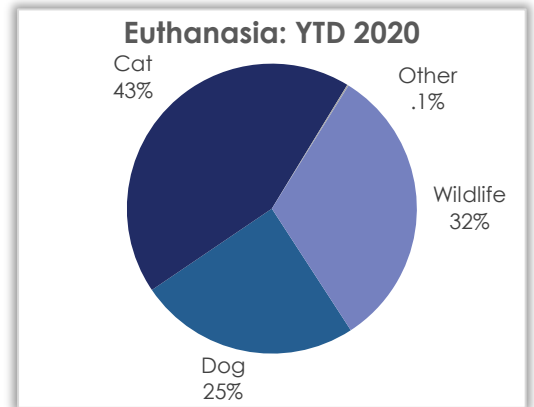
Euthanasia by Species – Month/Year Comparison

Species	Oct. 2020	Oct. 2019	Oct. 2018
Dog	28	13	21
Cat	22	78	80
Other	0	0	0
Wildlife	16	23	19
<b>Total</b>	<b>66</b>	<b>114</b>	<b>120</b>

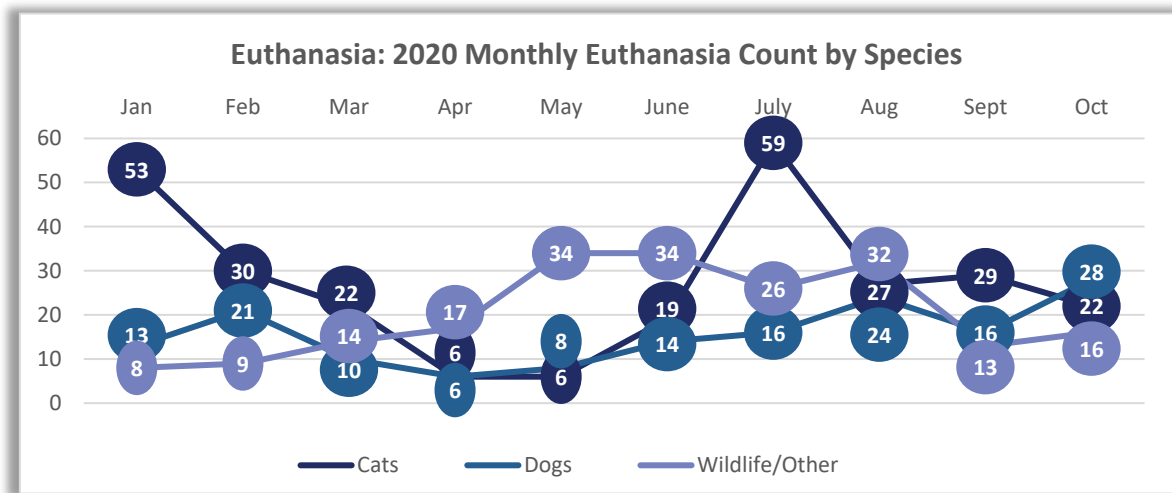


Euthanasia by Species – YTD/Year Comparison

Species	YTD 2020	YTD 2019	YTD 2018
Dog	156	193	325
Cat	273	342	712
Other	1	38	9
Wildlife	202	243	267
<b>Total</b>	<b>632</b>	<b>816</b>	<b>1,313</b>



Euthanasia: 2020 Monthly Euthanasia Count by Species



# WINNEBAGO COUNTY

## — ANIMAL SERVICES —

October 2020

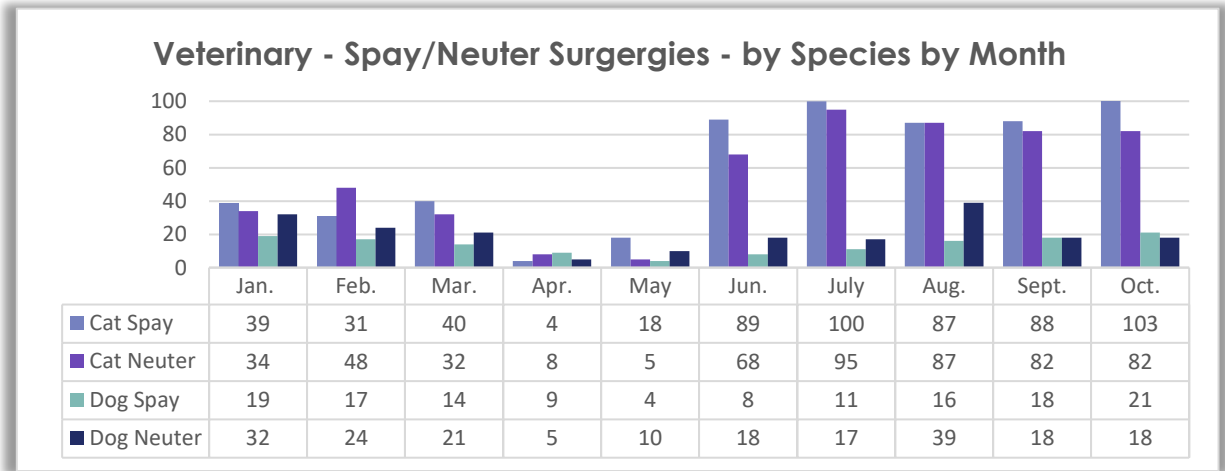
### Veterinary Operations – October 2020

#### Spay/Neuter Surgeries – Oct. Totals

	Dog	Cat	
Spay	21	103	<b>124</b>
Neuter	18	82	<b>100</b>
<b>Total</b>	<b>39</b>	<b>185</b>	<b>224</b>

#### Spay/Neuter Surgeries – YTD Totals

	Dog	Cat	
Spay	137	599	<b>736</b>
Neuter	202	541	<b>743</b>
<b>Total</b>	<b>339</b>	<b>1,140</b>	<b>1,479</b>



### Veterinary – Other Procedures - YTD by Month

Procedure	Jan	Feb	Mar	Apr	May	Jun	Jul	Aug	Sept	Oct	
Repair Umbilical Hernia	1	1	0	2	0	0	1	1	1	0	<b>7</b>
Leg Amputation	1	0	1	0	0	0	0	0	1	0	<b>3</b>
Repair Incision	0	2	0	0	0	0	0	1	0	0	<b>3</b>
Treat/Close Wound	0	1	2	0	0	0	5	3	2	1	<b>14</b>
Tail Amputation	0	0	1	0	0	1	0	0	1	0	<b>3</b>
Hematoma Repair	0	0	1	0	0	0	0	0	0	0	<b>1</b>
Enucleation	0	0	1	0	1	0	0	0	0	3	<b>5</b>
Inguinal Hernia	0	0	1	0	0	1	0	0	0	0	<b>2</b>
FHO	0	1	1	0	0	0	0	0	0	0	<b>2</b>
Entropion	0	0	0	0	0	1	1	0	1	0	<b>3</b>
Remove Growth	0	0	0	0	0	0	0	1	0	0	<b>1</b>
Cystotomy	0	0	0	0	0	0	0	1	0	0	<b>1</b>
Kidney Removal	0	0	0	0	0	0	0	1	0	0	<b>1</b>
Remove Rear Dewclaws	0	0	0	0	0	0	0	1	0	0	<b>1</b>
Rem Mammary Tumor	0	0	0	0	0	0	1	1	1	0	<b>3</b>
	<b>2</b>	<b>5</b>	<b>8</b>	<b>2</b>	<b>1</b>	<b>3</b>	<b>8</b>	<b>10</b>	<b>7</b>	<b>4</b>	<b>50</b>

