

WINNEBAGO COUNTY

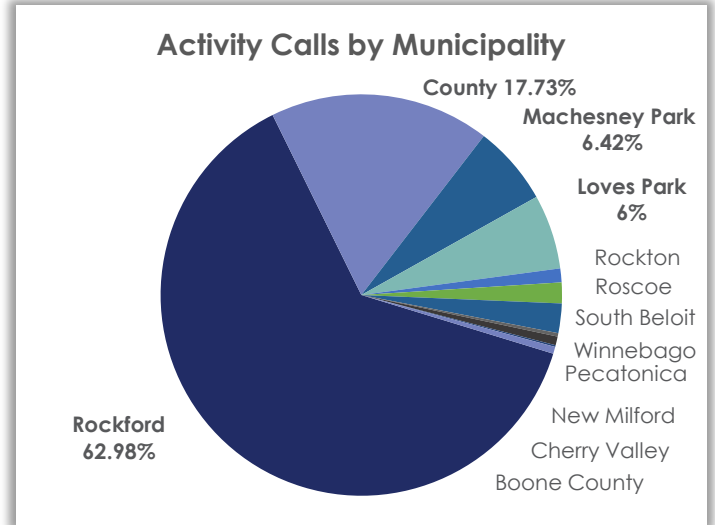
— ANIMAL SERVICES —

September 2020

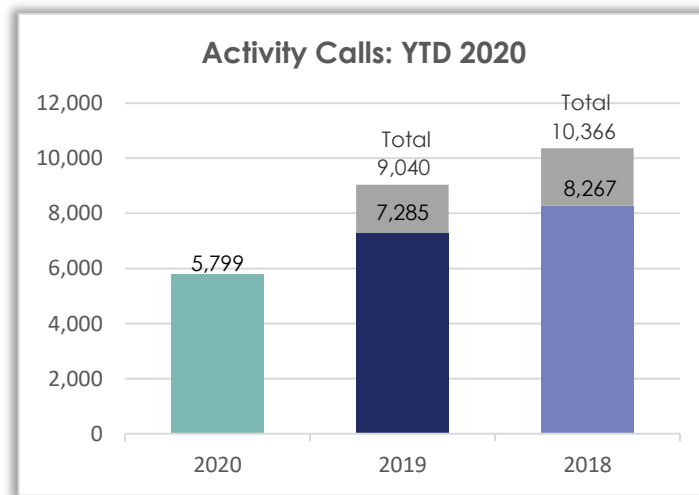
Activity Calls – September 2020

Activity Calls by Municipality – Month/Year Comparison

Municipality	Sept. 2020	Sept. 2019	Sept. 2018
Rockford	450	517	-
County	127	125	-
Machesney Park	46	44	-
Loves Park	43	34	-
Rockton	8	10	-
Roscoe	12	18	-
South Beloit	17	16	-
Durand	0	5	-
Pecatonica	2	0	-
Winnebago	5	2	-
New Milford	1	0	-
Cherry Valley	4	7	-
Boone County	0	0	-
Total	715	778	953



All Municipalities - Activity Calls: YTD/Year Comparison



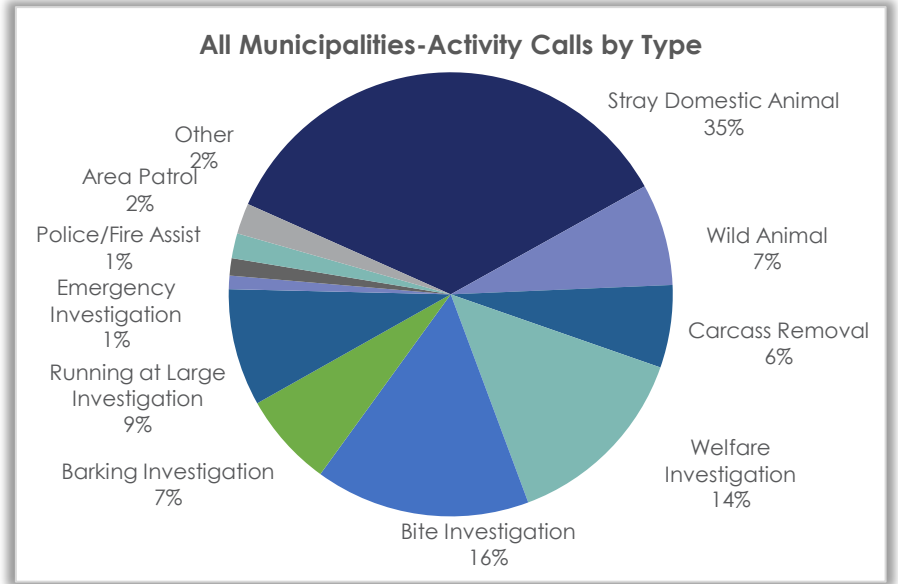
WINNEBAGO COUNTY

— ANIMAL SERVICES —

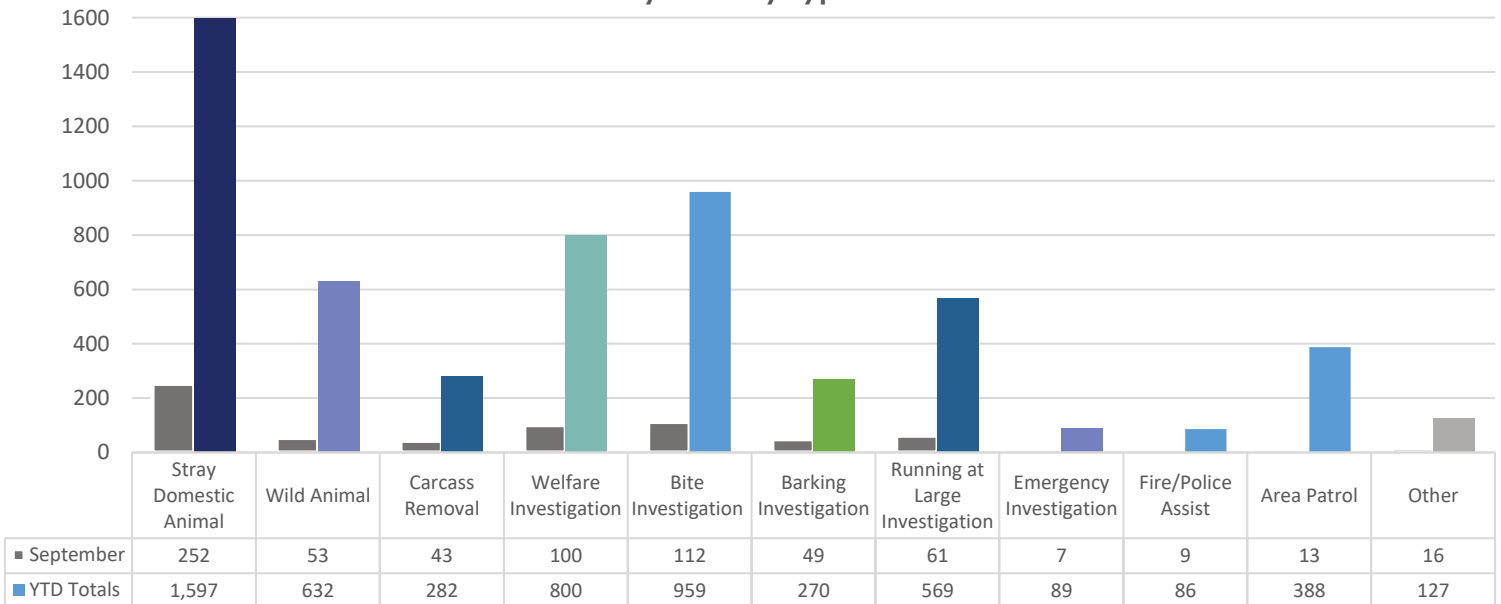
September 2020

Activity Calls for All Municipalities by Activity Call Type

Activity Call Types	Sept. 2020
Stray Domestic Animal	252
Wild Animal	53
Carcass Removal	43
Welfare Investigation	100
Bite Investigation	112
Barking Investigation	49
Running at Large Investigation	61
Emergency Investigation	7
Police/Fire Dept. Assist	9
Area Patrol	13
Other	16
	715



Activity Calls by Type: YTD



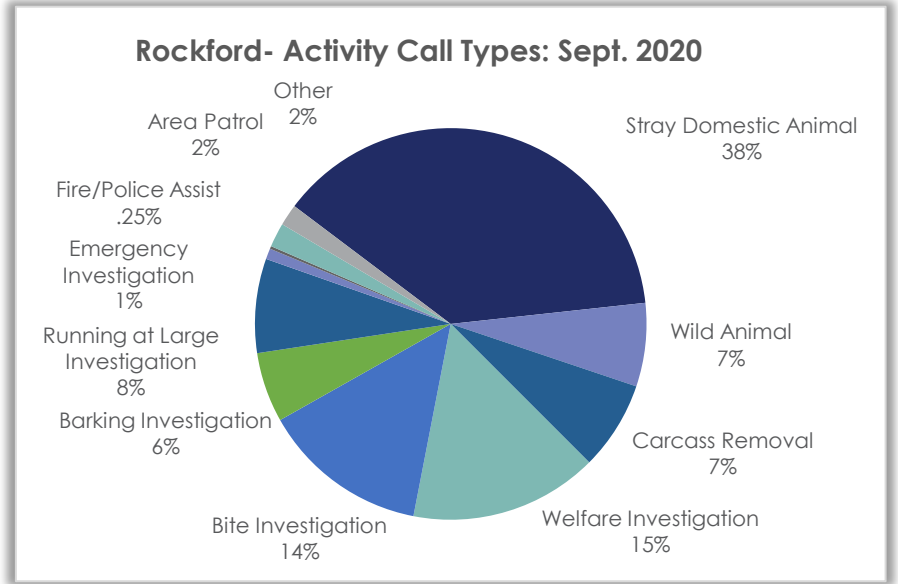
WINNEBAGO COUNTY

— ANIMAL SERVICES —

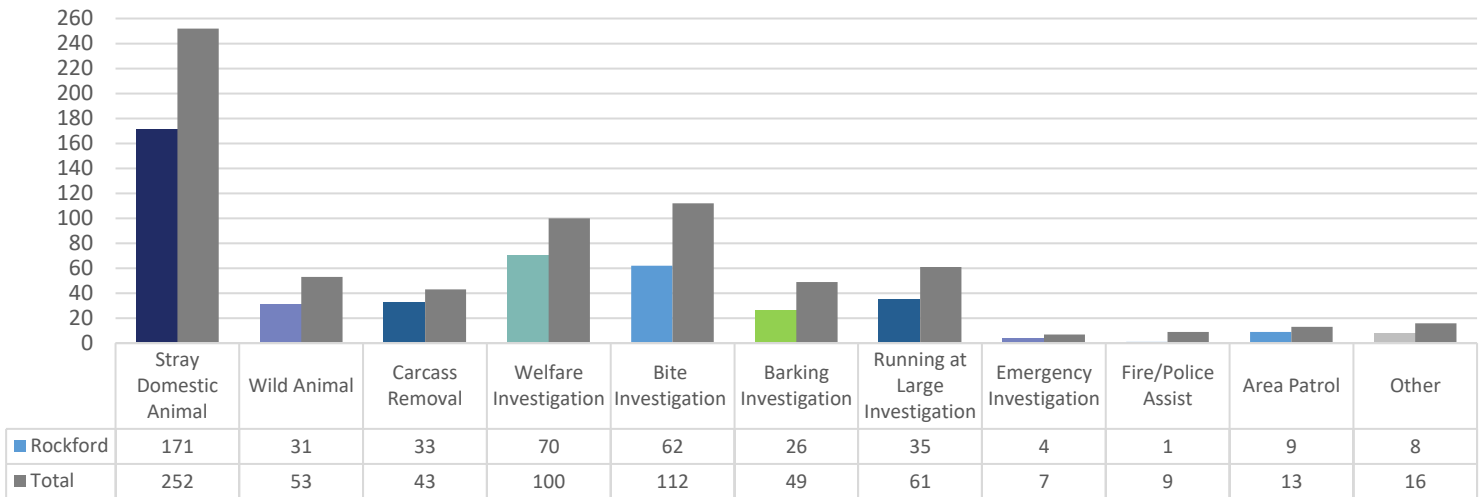
September 2020

Activity Calls for Rockford by Activity Call Type

Activity Call Types	Sept. 2020
Stray Domestic Animal	171
Wild Animal	31
Carcass Removal	33
Welfare Investigation	70
Bite Investigation	62
Barking Investigation	26
Running at Large Investigation	35
Emergency Investigation	4
Police/Fire Dept. Assist	1
Area Patrol	9
Other	8
	450



Activity Calls by Type: Rockford vs. Total Comparison



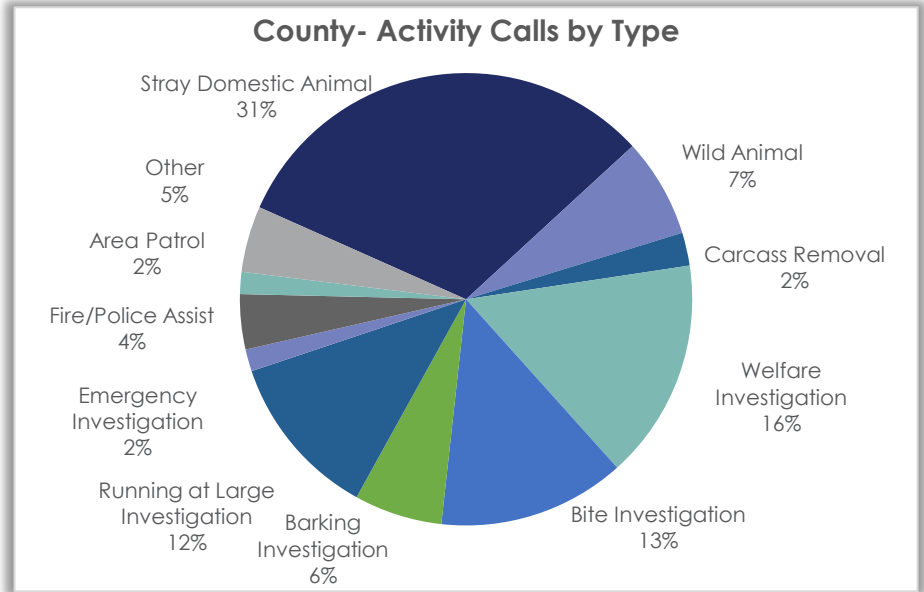
WINNEBAGO COUNTY

— ANIMAL SERVICES —

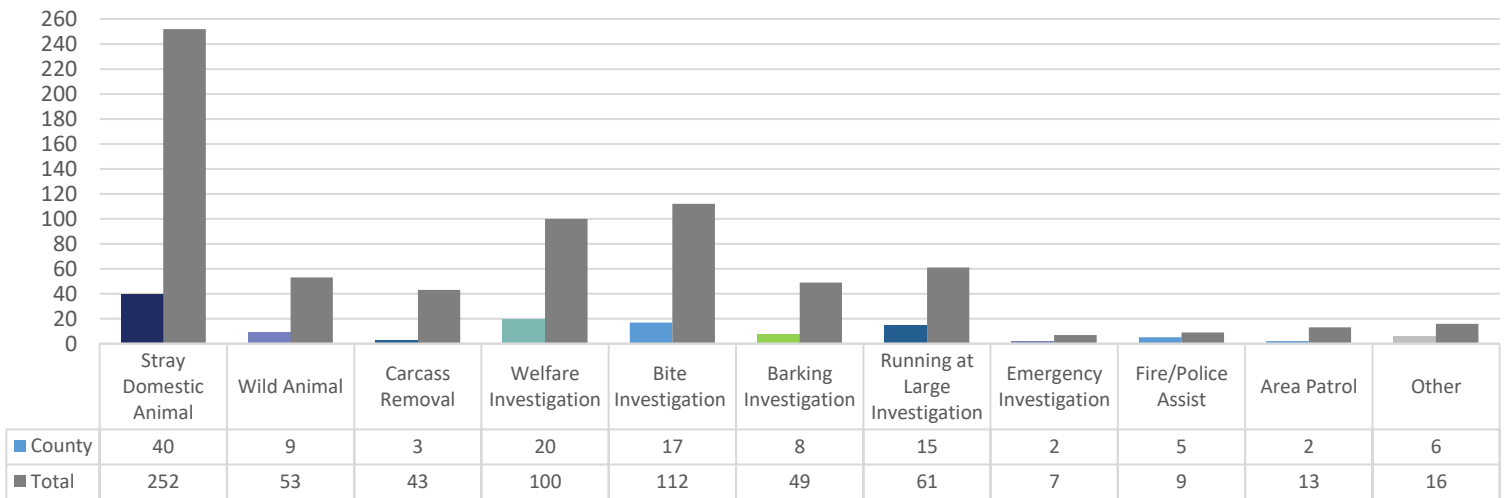
September 2020

Activity Calls for the County by Activity Call Type

Activity Call Types	Sept. 2020
Stray Domestic Animal	40
Wild Animal	9
Carcass Removal	3
Welfare Investigation	20
Bite Investigation	17
Barking Investigation	8
Running at Large Investigation	15
Emergency Investigation	2
Police/Fire Dept. Assist	5
Area Patrol	2
Other	6
	127



Activity Calls by Type: Comparison- County vs. Total



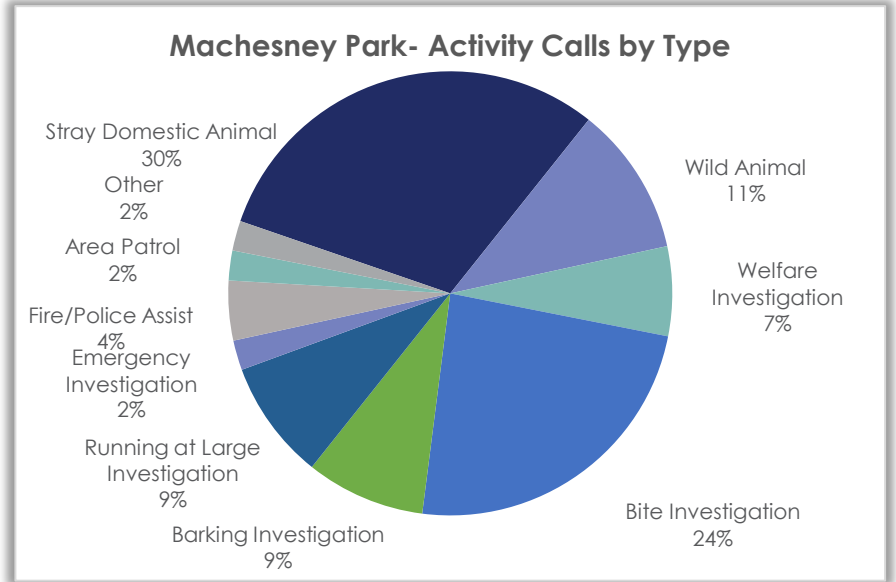
WINNEBAGO COUNTY

— ANIMAL SERVICES —

September 2020

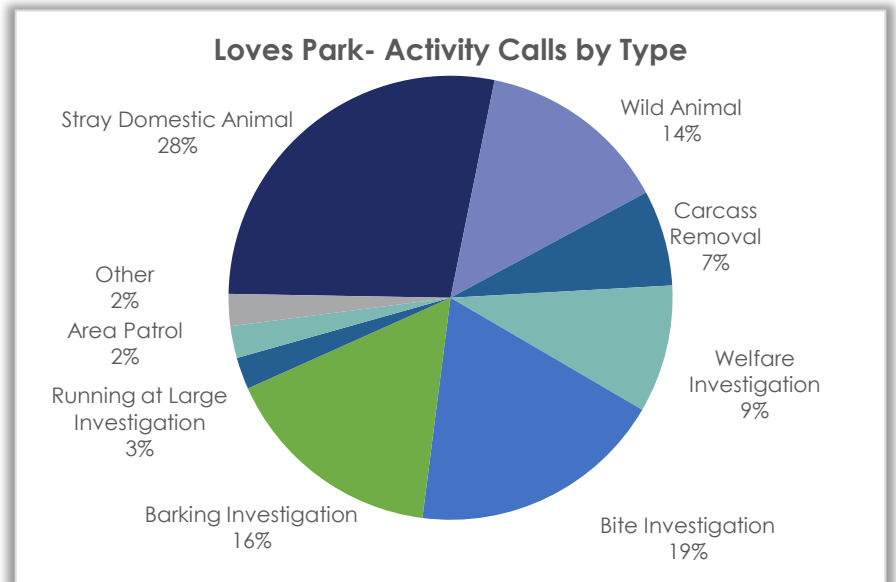
Activity Calls for Machesney Park by Activity Call Type

Activity Call Types	Sept. 2020
Stray Domestic Animal	14
Wild Animal	5
Carcass Removal	0
Welfare Investigation	3
Bite Investigation	11
Barking Investigation	4
Running at Large Investigation	4
Emergency Investigation	1
Police/Fire Dept. Assist	2
Area Patrol	1
Other	1
	46



Activity Calls for Loves Park by Activity Call Type

Activity Call Types	Sept. 2020
Stray Domestic Animal	12
Wild Animal	6
Carcass Removal	3
Welfare Investigation	4
Bite Investigation	8
Barking Investigation	7
Running at Large Investigation	1
Emergency Investigation	0
Police/Fire Dept. Assist	0
Area Patrol	1
Other	1
	43



WINNEBAGO COUNTY

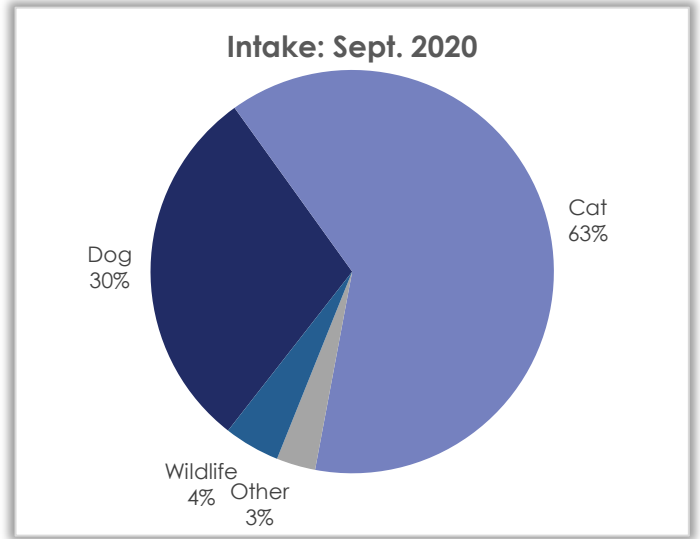
— ANIMAL SERVICES —

September 2020

Intake – September 2020

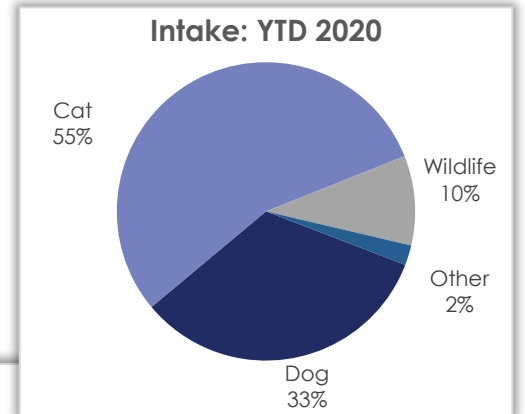
Intake by Species – Month/Year Comparison

Species	Sept. 2020	Sept. 2019	Sept. 2018
Dog	132	164	182
Cat	281	231	221
Lizard	0	0	2
Domestic Rabbit	6	5	4
Domestic Bird	5	8	0
Guinea Pig	2	2	4
Sheep	0	0	1
Fish	0	0	4
Ferret	0	1	0
Rat	0	2	0
Alligator	0	1	0
Livestock	1	6	0
Wildlife	20	44	48
Total	447	464	466

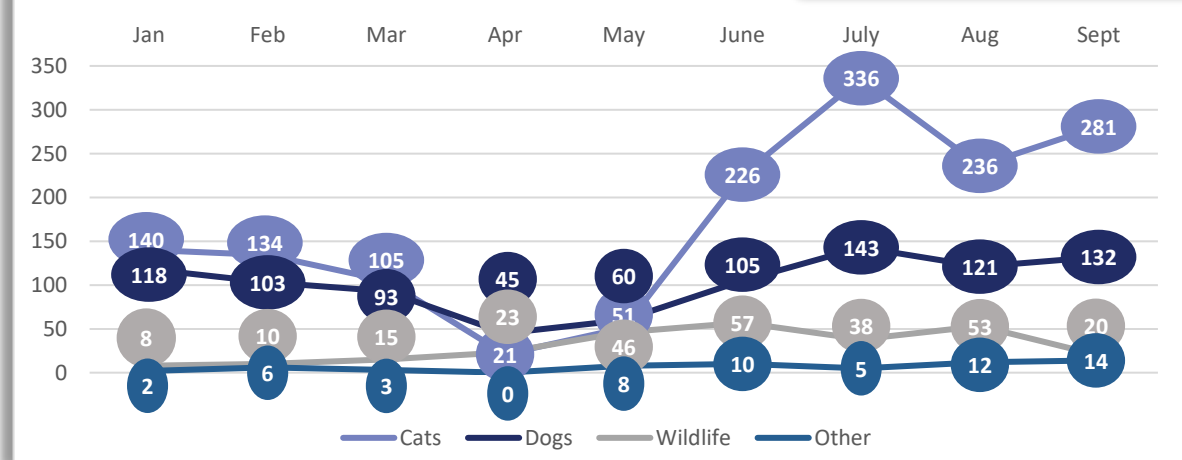


Intake by Species – YTD/Year Comparison

Species	YTD 2020	YTD 2019	YTD 2018
Dog	920	1,435	1,348
Cat	1,530	1,584	1,580
Wildlife	270	382	454
Other	60	141	87
Total	2,780	3,542	3,469



2020 Intake by Month



WINNEBAGO COUNTY

— ANIMAL SERVICES —

September 2020

Return to Owner – September 2020

Return to Owner by Species – Month/Year Comparison

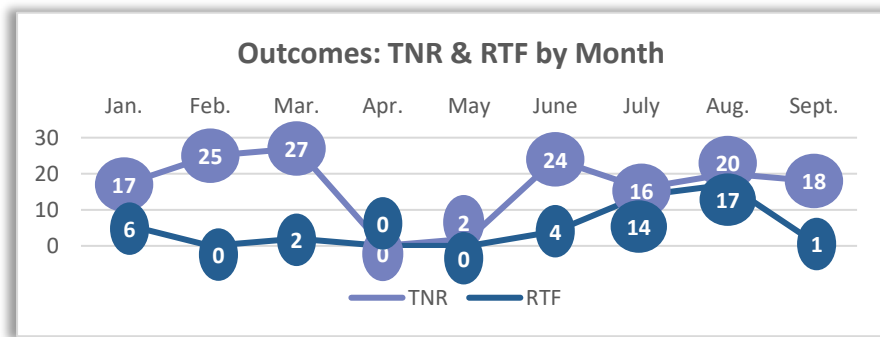
Species	Sept. 2020	Sept. 2019	Sept. 2018
Dog	46	53	65
Cat	0	11	4
Other	4	4	0
Total	50	68	69

Return to Owner by Species – YTD/Year Comparison

Species	YTD 2020	YTD 2019	YTD 2018
Dog	385	524	503
Cat	26	65	49
Other	4	4	3
Total	415	593	555

2020 Trap-Neuter-Return and Return-to-Field Outcomes

	Jan.	Feb.	Mar.	Apr.	May	June	July	Aug.	Sept.	
TNR	17	25	27	0	2	24	16	20	18	149
RTF	6	0	2	0	0	4	14	17	1	44
	23	25	29	0	2	28	30	37	19	193



Wildlife Rehabilitation

Sept. 2020

Sept. 2020	Sept. 2019	Sept. 2018
4	12	11

YTD 2020

YTD 2020	YTD 2019	YTD 2018
55	96	98



WINNEBAGO COUNTY

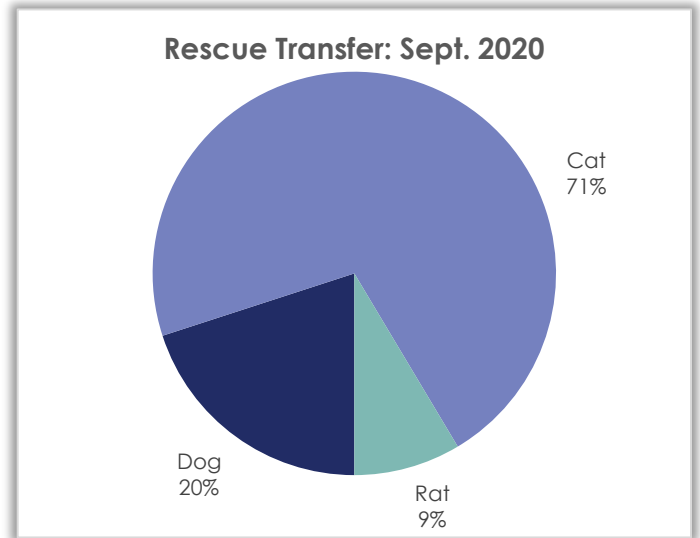
— ANIMAL SERVICES —

September 2020

Rescue Transfer – September 2020

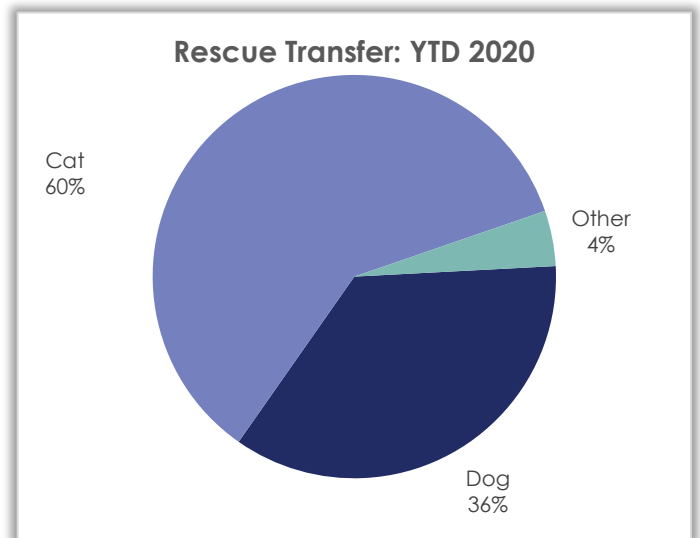
Rescue Transfer by Species – Month/Year Comparison

Species	Sept. 2020	Sept. 2019	Sept. 2018
Dog	7	9	26
Cat	25	49	18
Rat	3	0	0
Domestic Bird	0	2	0
Alligator	0	1	0
Total	35	61	44



Rescue Transfer by Species – YTD/Year Comparison

Species	YTD 2020	YTD 2019	YTD 2018
Dog	64	88	120
Cat	108	250	225
Other	8	11	5
Total	180	349	350



WINNEBAGO COUNTY

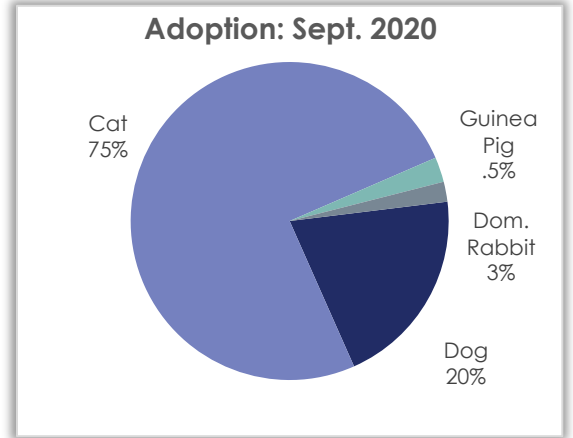
— ANIMAL SERVICES —

September 2020

Adoption – September 2020

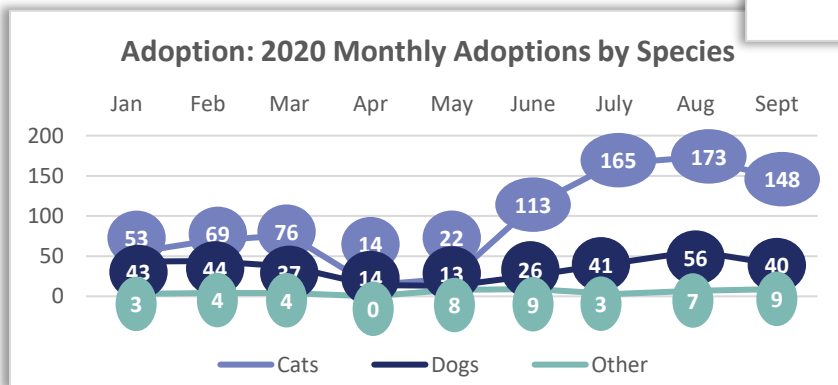
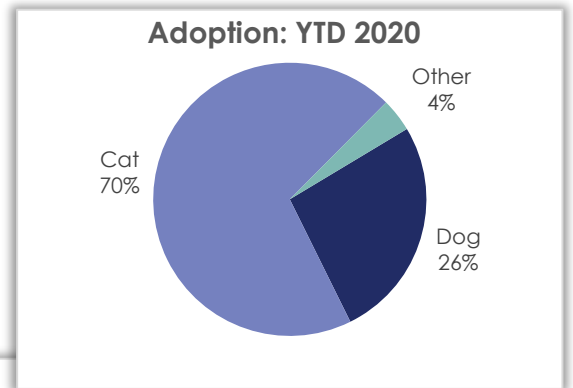
Adoption by Species – Month/Year Comparison

Species	Sept. 2020	Sept. 2019	Sept. 2018
Dog	40	57	77
Cat	148	133	113
Guinea Pig	4	2	2
Sheep	0	0	1
Domestic Bird	0	8	0
Rat	0	2	0
Fish	0	0	4
Livestock	0	1	0
Ferret	0	1	0
Domestic Rabbit	5	3	4
Total	197	207	201



Adoption by Species – YTD/Year Comparison

Species	YTD 2020	YTD 2019	YTD 2018
Dog	314	582	395
Cat	833	796	571
Other	47	92	56
Total	1,194	1,470	1,022



Off-site Adoptions by PetSmart Location – Month/Year Comparison

Location	Sept. 2020	Sept. 2019	Sept. 2018
Hwy 173	0	5	19
E. State St.	0	6	-
Janesville	0	8	-
Greenfield	15	8	-
Brookfield	13	10	-
Pewaukee	7	-	-
Total	35	37	19



WINNEBAGO COUNTY

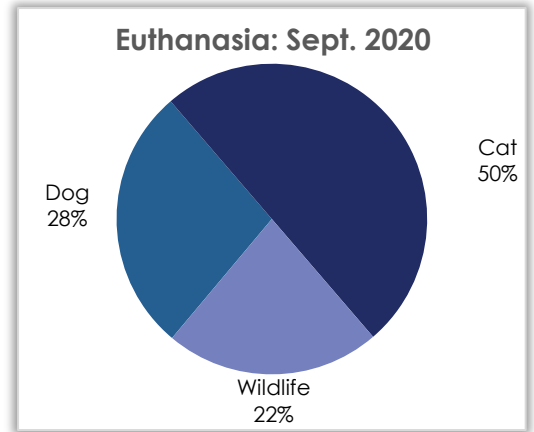
— ANIMAL SERVICES —

September 2020

Euthanasia – September 2020

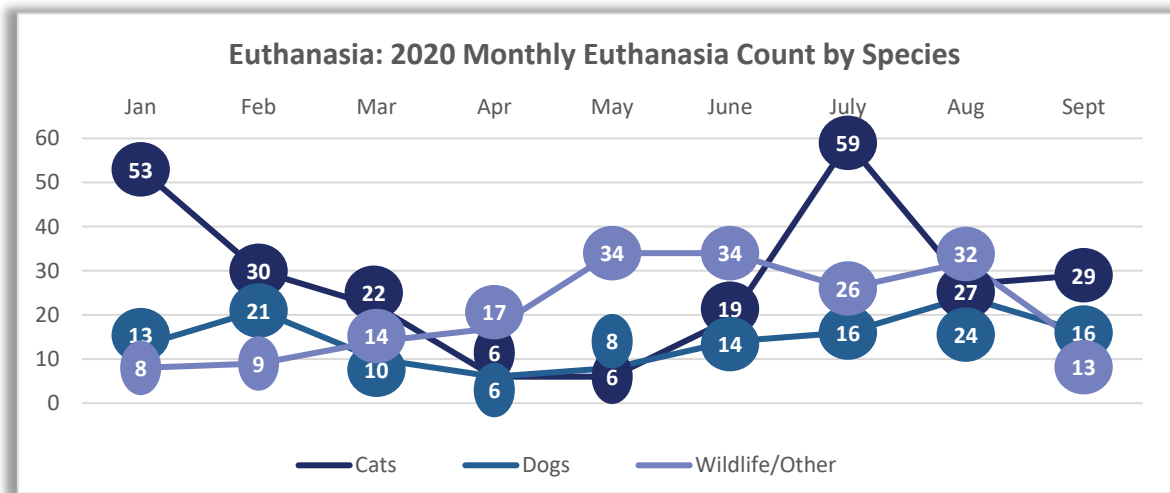
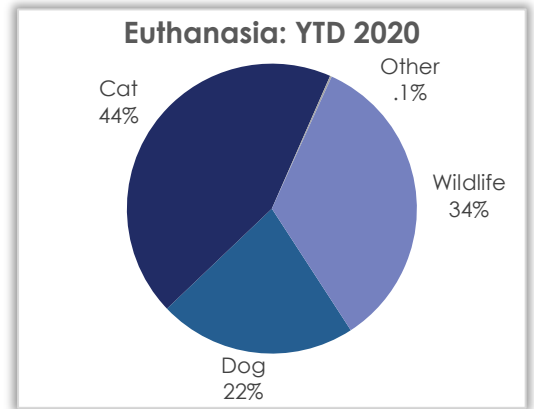
Euthanasia by Species – Month/Year Comparison

Species	Sept. 2020	Sept. 2019	Sept. 2018
Dog	16	27	38
Cat	29	32	148
Other	0	0	2
Wildlife	13	34	20
Total	58	93	208



Euthanasia by Species – YTD/Year Comparison

Species	YTD 2020	YTD 2019	YTD 2018
Dog	128	180	304
Cat	251	264	632
Other	1	38	9
Wildlife	186	220	248
Total	566	702	1,193



WINNEBAGO COUNTY

— ANIMAL SERVICES —

September 2020

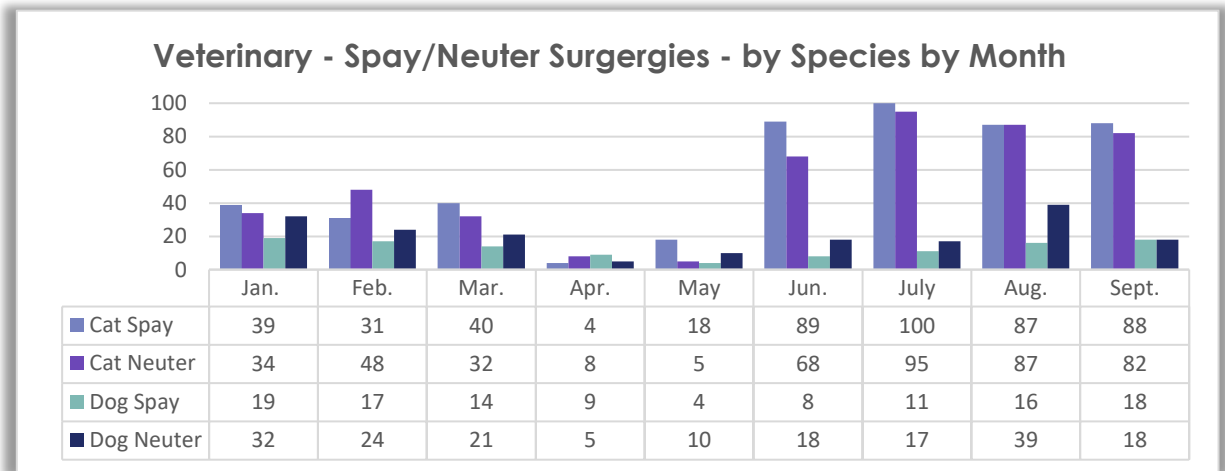
Veterinary Operations – September 2020

Spay/Neuter Surgeries – Sept. Totals

	Dog	Cat	
Spay	18	88	106
Neuter	18	82	100
Total	36	170	206

Spay/Neuter Surgeries – YTD Totals

	Dog	Cat	
Spay	116	496	612
Neuter	184	459	643
Total	300	955	1,255



Veterinary – Other Procedures - YTD by Month

Procedure	Jan	Feb	Mar	Apr	May	Jun	Jul	Aug	Sept	Total
Repair Umbilical Hernia	1	1	0	2	0	0	1	1	1	7
Leg Amputation	1	0	1	0	0	0	0	0	1	3
Repair Incision	0	2	0	0	0	0	0	1	0	3
Treat/Close Wound	0	1	2	0	0	0	5	3	2	13
Tail Amputation	0	0	1	0	0	1	0	0	1	3
Hematoma Repair	0	0	1	0	0	0	0	0	0	1
Enucleation	0	0	1	0	1	0	0	0	0	2
Inguinal Hernia	0	0	1	0	0	1	0	0	0	2
FHO	0	1	1	0	0	0	0	0	0	2
Entropion	0	0	0	0	0	1	1	0	1	3
Remove Growth	0	0	0	0	0	0	0	1	0	1
Cystotomy	0	0	0	0	0	0	0	1	0	1
Kidney Removal	0	0	0	0	0	0	0	1	0	1
Remove Rear Dewclaws	0	0	0	0	0	0	0	1	0	1
Rem Mammary Tumor	0	0	0	0	0	0	1	1	1	3
Total	2	5	8	2	1	3	0	10	7	46

