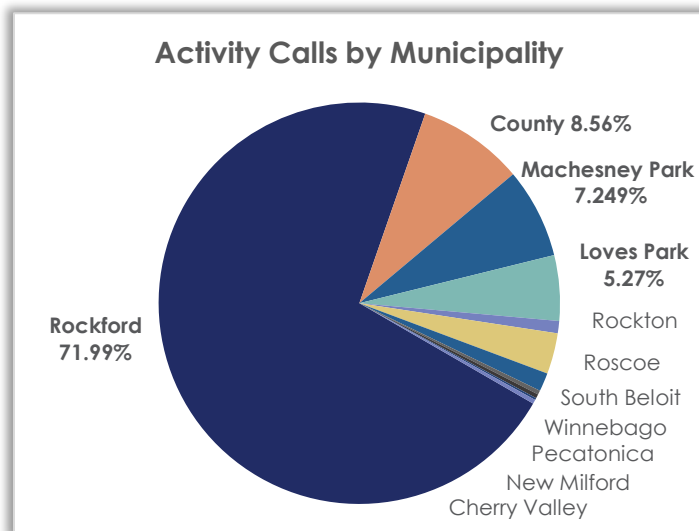


Monthly Shelter Report - April 2021

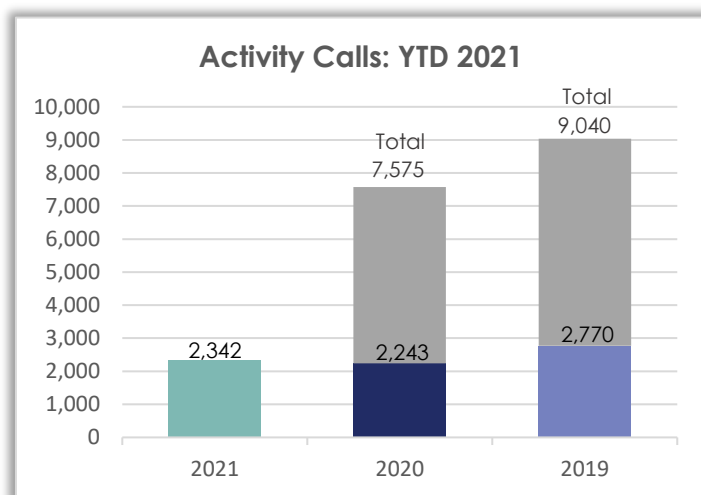
Activity Calls – April 2021

Activity Calls by Municipality – Month/Year Comparison

Municipality	Apr. 2021	Apr. 2020	Apr. 2019
Rockford	437	258	569
County	52	59	143
Machesney Park	44	27	62
Loves Park	32	38	56
Rockton	6	5	21
Roscoe	20	8	13
South Beloit	9	15	13
Durand	0	6	1
Pecatonica	2	1	6
Winnebago	2	0	5
New Milford	1	2	0
Cherry Valley	2	2	8
Total	607	421	897



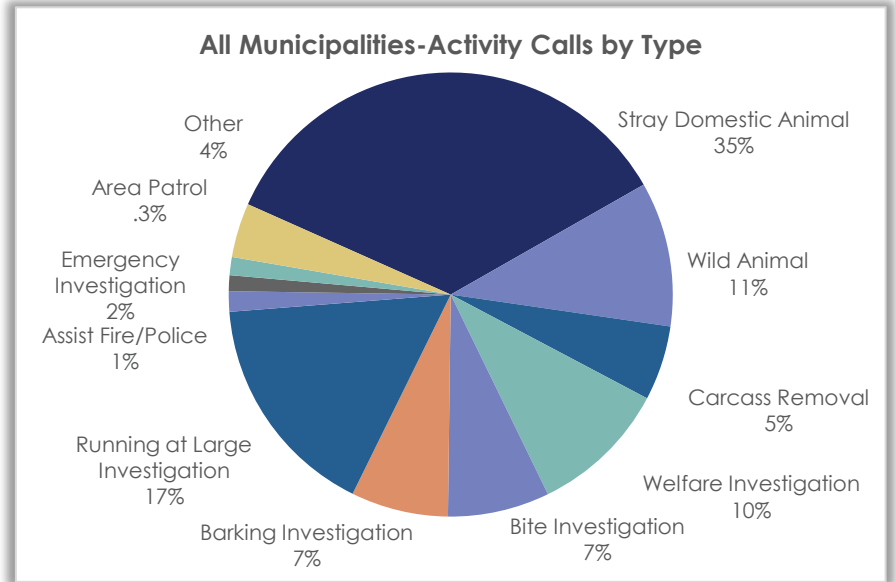
All Municipalities - Activity Calls: YTD/Year Comparison



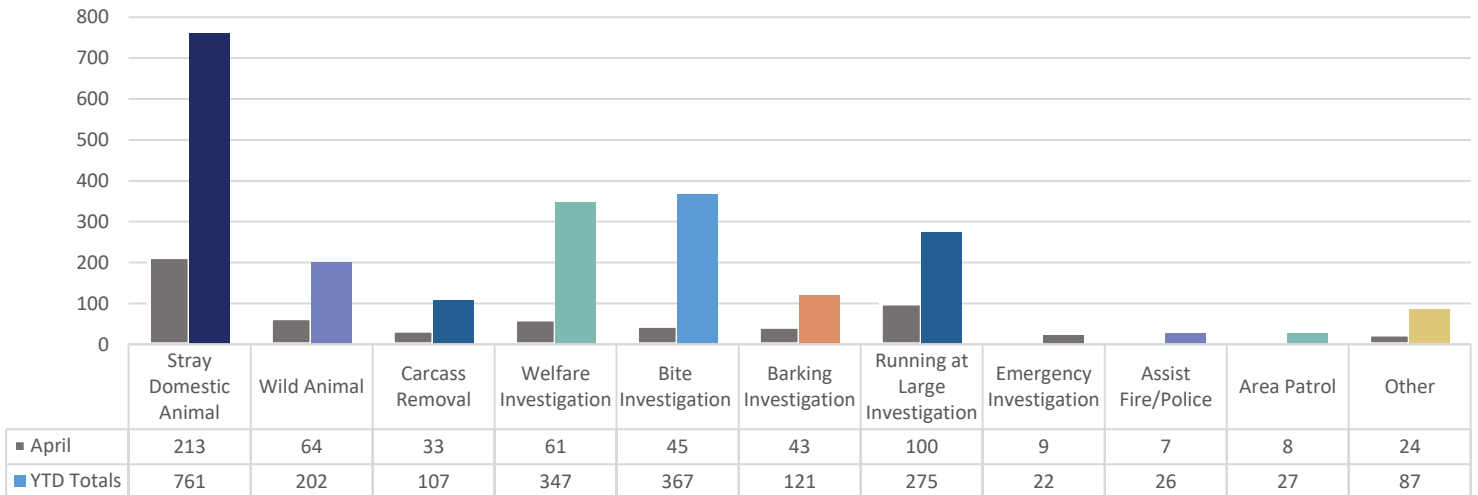
Monthly Shelter Report - April 2021

Activity Calls for All Municipalities by Activity Call Type

Activity Call Types	Apr. 2021
Stray Domestic Animal	213
Wild Animal	64
Carcass Removal	33
Welfare Investigation	61
Bite Investigation	45
Barking Investigation	43
Running at Large Investigation	100
Emergency Investigation	9
Assist Fire/Police Dept.	7
Area Patrol	8
Other	24
	607



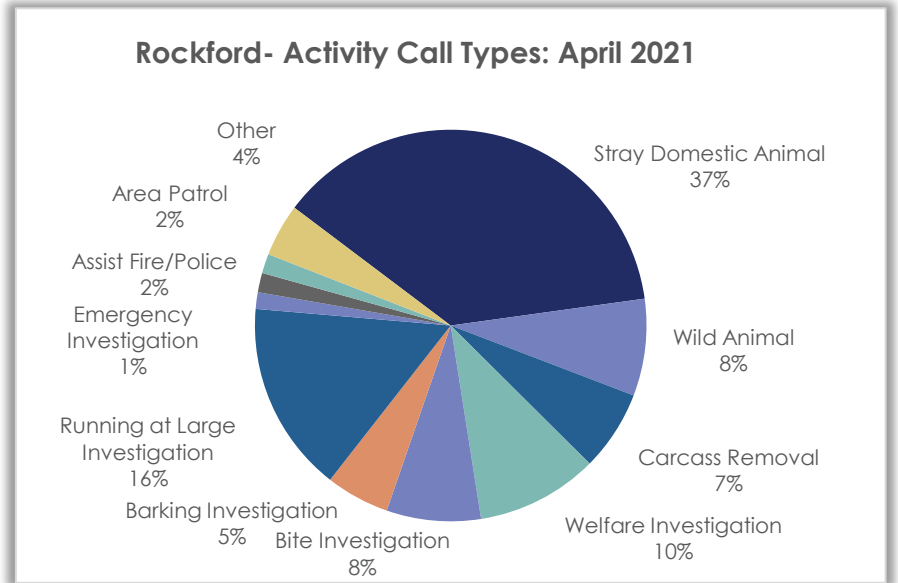
Activity Calls by Type: YTD



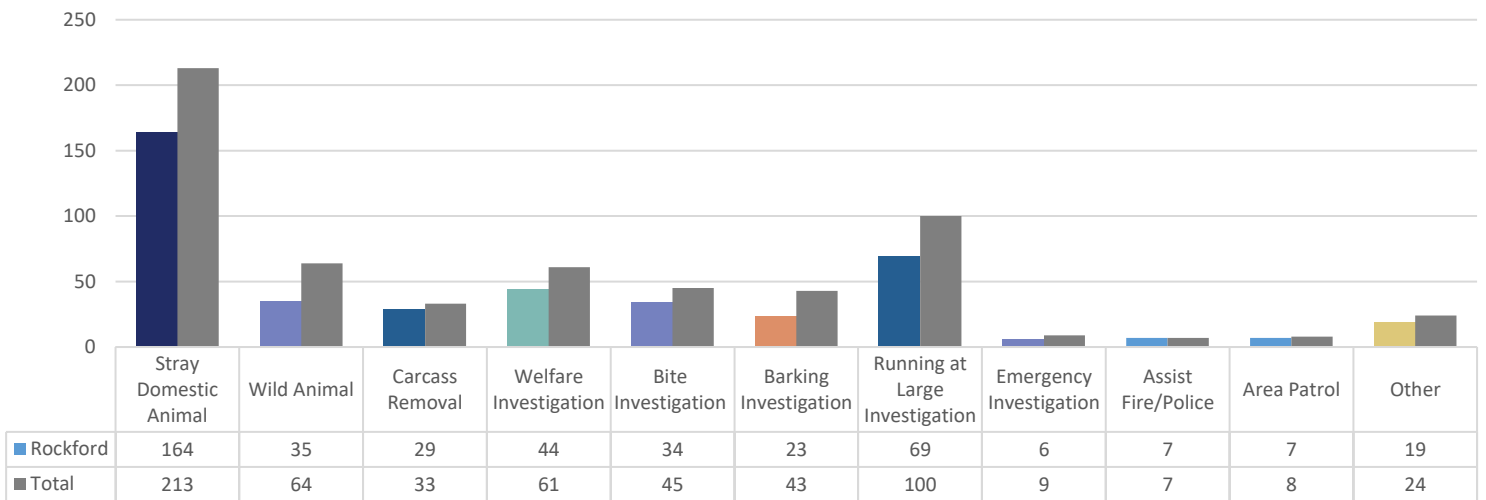
Monthly Shelter Report - April 2021

Activity Calls for Rockford by Activity Call Type

Activity Call Types	Apr. 2021
Stray Domestic Animal	164
Wild Animal	35
Carcass Removal	29
Welfare Investigation	44
Bite Investigation	34
Barking Investigation	23
Running at Large Investigation	69
Emergency Investigation	6
Assist Fire/Police Dept.	7
Area Patrol	7
Other	19
	437



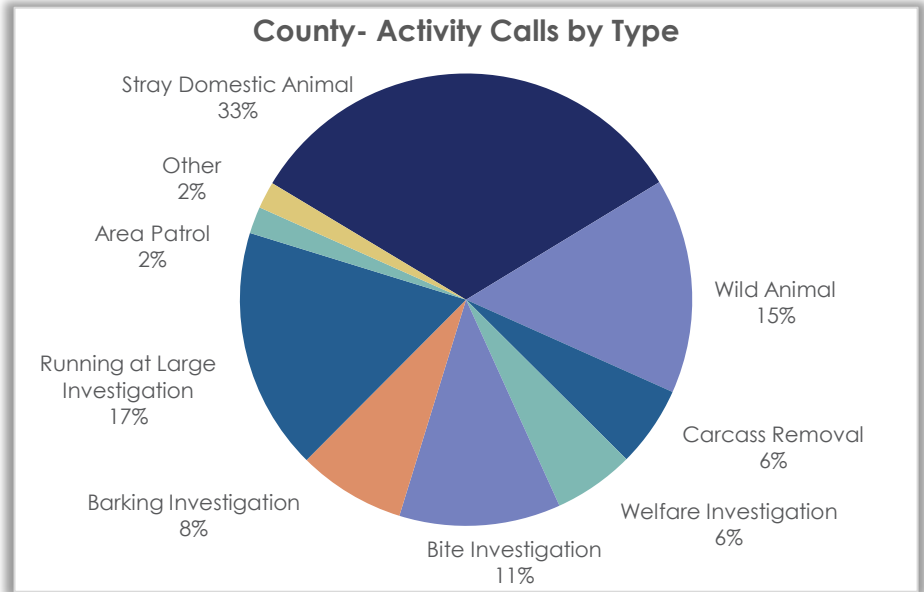
Activity Calls by Type: Rockford vs. Total Comparison



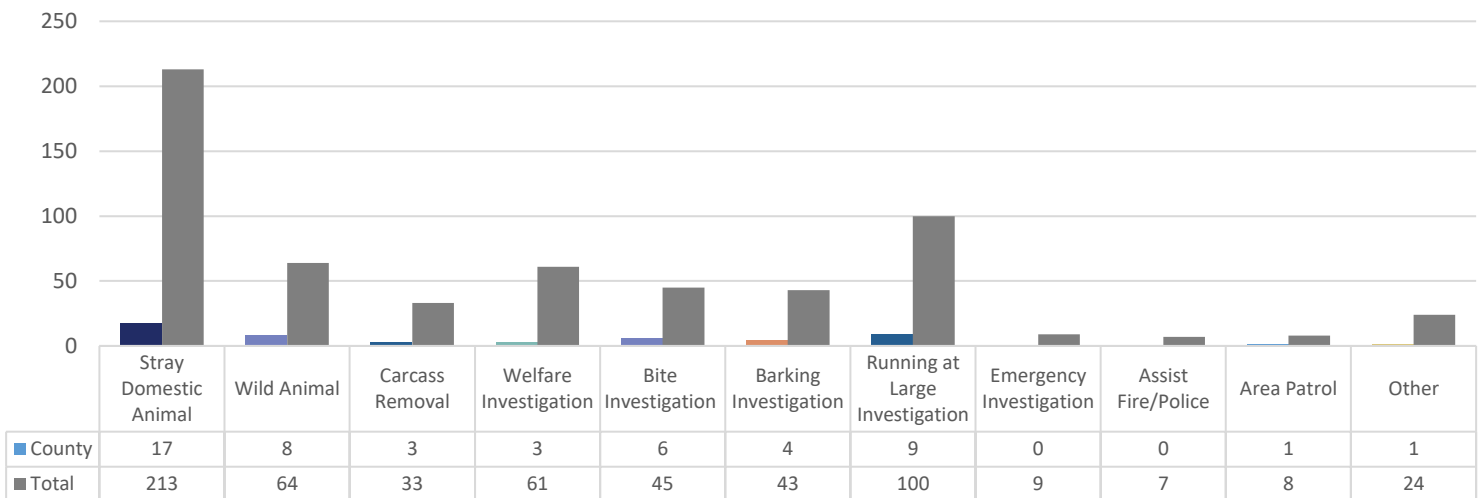
Monthly Shelter Report - April 2021

Activity Calls for the County by Activity Call Type

Activity Call Types	Apr. 2021
Stray Domestic Animal	17
Wild Animal	8
Carcass Removal	3
Welfare Investigation	3
Bite Investigation	6
Barking Investigation	4
Running at Large Investigation	9
Emergency Investigation	0
Assist Fire/Police Dept.	0
Area Patrol	1
Other	1
	52



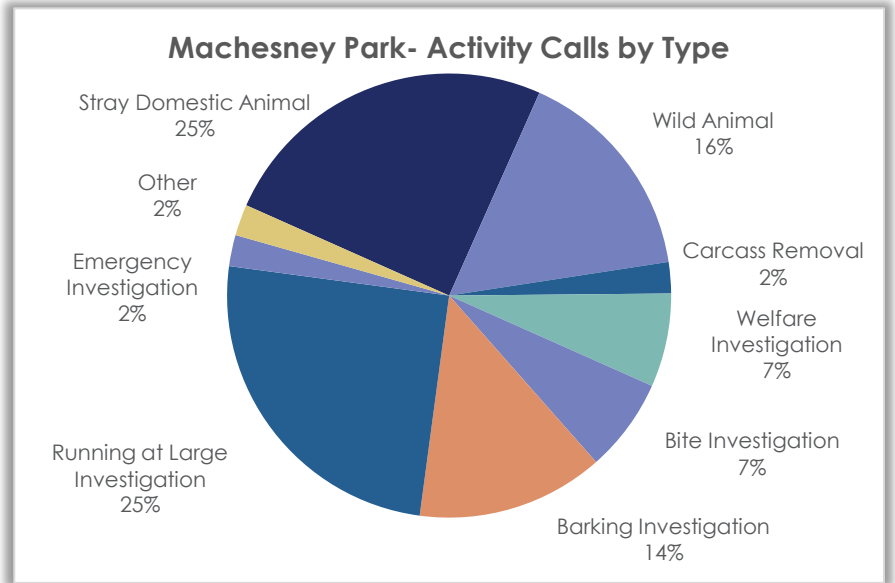
Activity Calls by Type: Comparison- County vs. Total



Monthly Shelter Report - April 2021

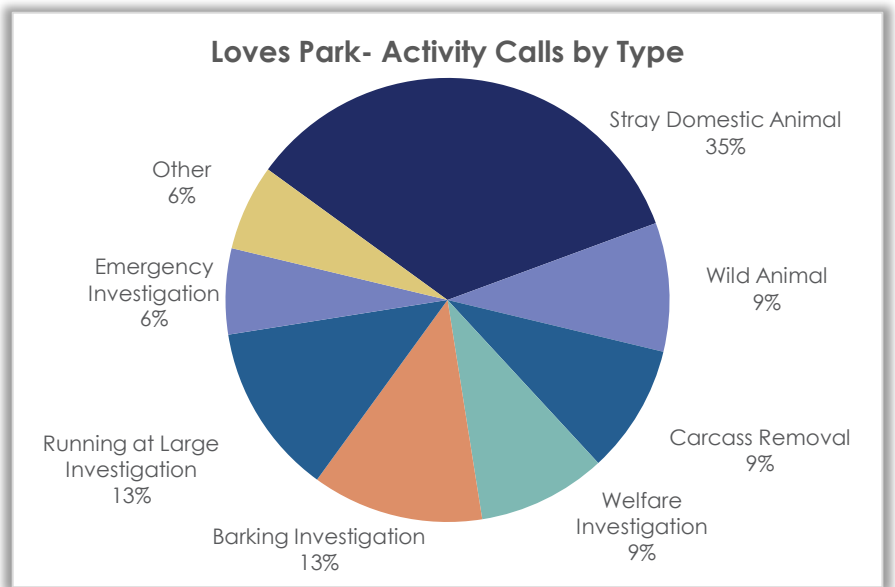
Activity Calls for Machesney Park by Activity Call Type

Activity Call Types	Apr. 2021
Stray Domestic Animal	11
Wild Animal	7
Carcass Removal	1
Welfare Investigation	3
Bite Investigation	3
Barking Investigation	6
Running at Large Investigation	11
Emergency Investigation	1
Assist Fire/Police Dept.	0
Area Patrol	0
Other	1
	44



Activity Calls for Loves Park by Activity Call Type

Activity Call Types	Apr. 2021
Stray Domestic Animal	11
Wild Animal	3
Carcass Removal	3
Welfare Investigation	3
Bite Investigation	0
Barking Investigation	4
Running at Large Investigation	4
Emergency Investigation	2
Assist Fire/Police Dept.	0
Area Patrol	0
Other	2
	32

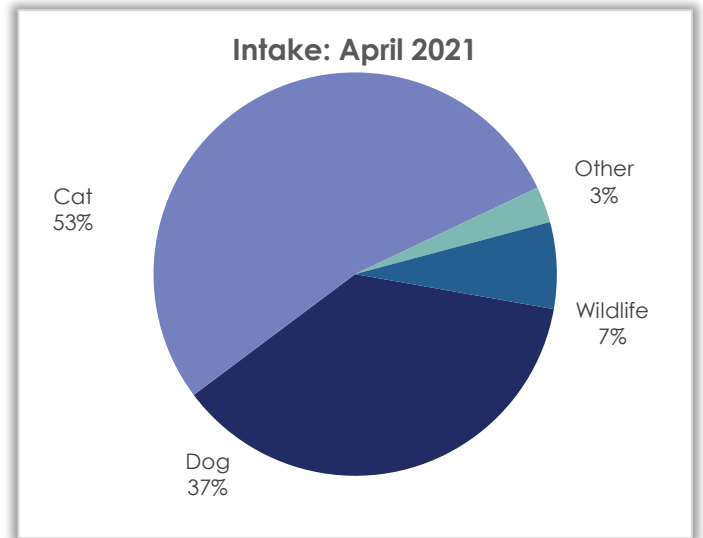


Monthly Shelter Report - April 2021

Intake – April 2021

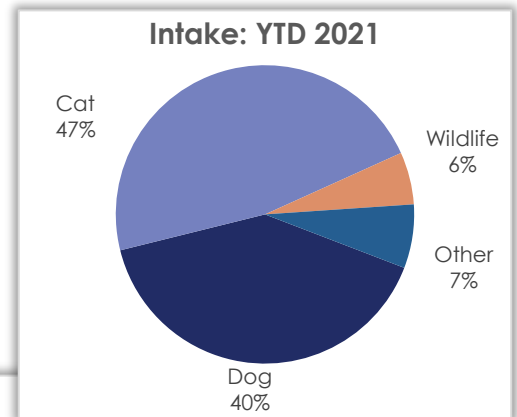
Intake by Species – Month/Year Comparison

Species	Apr. 2021	Apr. 2020	Apr. 2019
Dog	128	45	145
Cat	184	21	128
Domestic Rabbit	4	0	0
Guinea Pig	4	0	0
Chicken	2	0	1
Potbelly Pig	0	0	1
Parrot	0	0	2
Lizard	0	0	2
Ball Python Snake	0	0	1
Ferret	0	0	2
Wildlife	24	23	36
Total	346	89	318

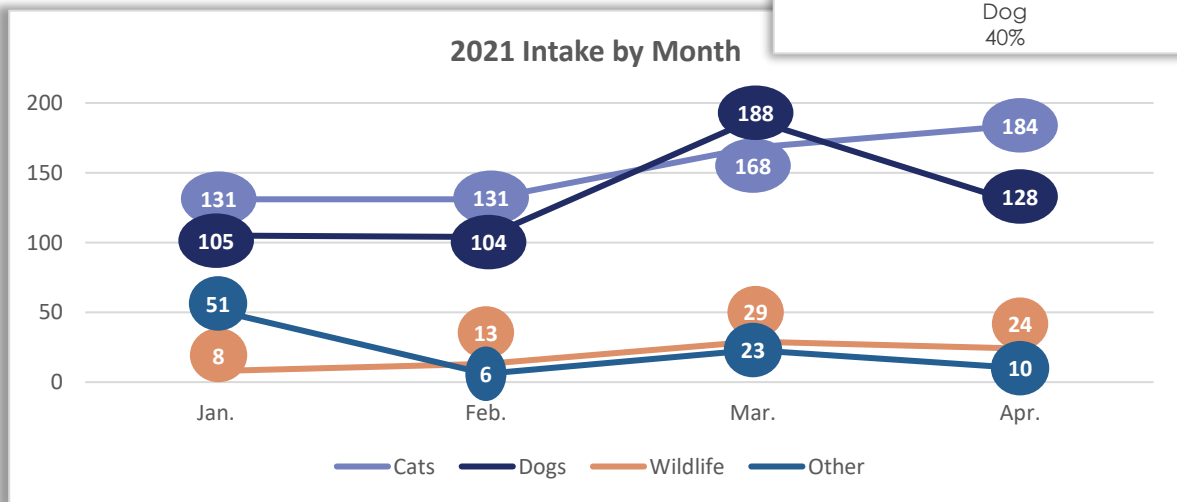


Intake by Species – YTD/Year Comparison

Species	YTD 2021	YTD 2020	YTD 2019
Dog	525	359	550
Cat	614	400	438
Wildlife	74	56	98
Other	90	11	47
Total	1,303	826	1,133



2021 Intake by Month



Monthly Shelter Report - April 2021

Return to Owner – April 2021

Return to Owner by Species – Month/Year Comparison

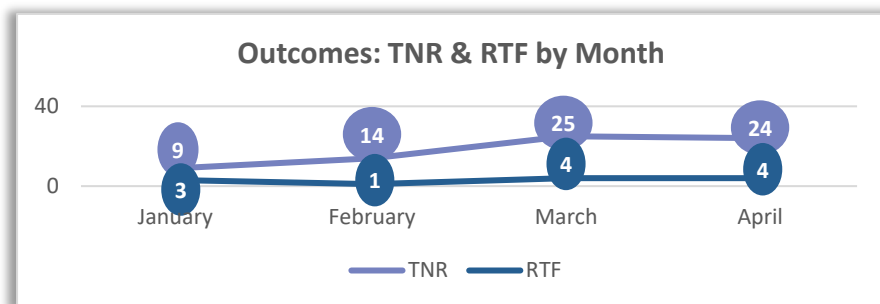
Species	Apr. 2021	Apr. 2020	Apr. 2019
Dog	66	28	63
Cat	4	0	5
Total	70	28	68

Return to Owner by Species – YTD/Year Comparison

Species	YTD 2021	YTD 2020	YTD 2019
Dog	223	145	197
Cat	13	9	28
Total	236	154	225

Trap-Neuter-Return and Return-to-Field Outcomes

	January 2021	February 2021	March 2021	April 2021
TNR	9	14	25	24
RTF	3	1	4	4
	12	15	29	28



Wildlife Rehabilitation

April 2021

April 2021	April 2020	April 2019
7	3	9

YTD 2021

YTD 2021	YTD 2020	YTD 2019
11	4	13

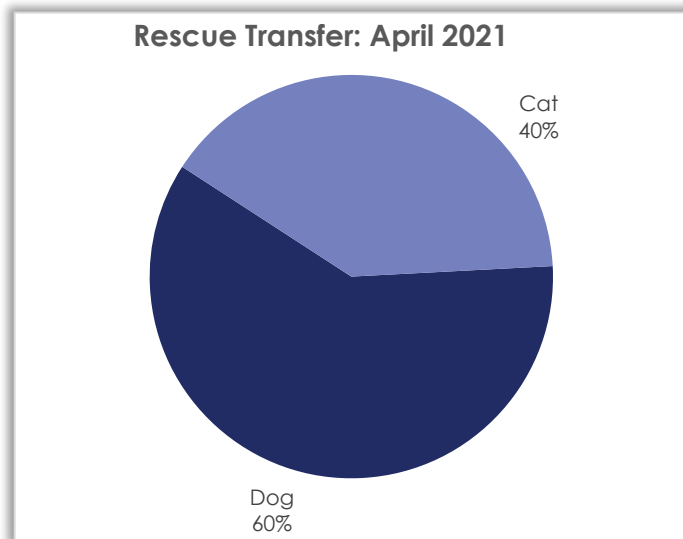


Monthly Shelter Report - April 2021

Rescue Transfer – April 2021

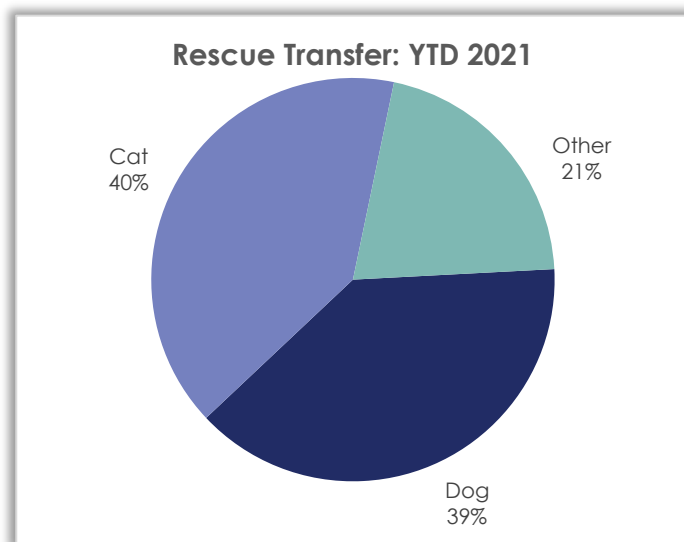
Rescue Transfer by Species – Month/Year Comparison

Species	Apr. 2021	Apr. 2020	Apr. 2019
Dog	6	2	13
Cat	4	0	18
Total	10	2	31



Rescue Transfer by Species – YTD/Year Comparison

Species	YTD 2021	YTD 2020	YTD 2019
Dog	26	38	30
Cat	27	9	46
Other	14	1	5
Total	67	48	81



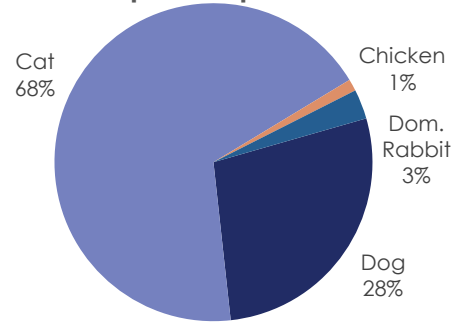
Monthly Shelter Report - April 2021

Adoption – April 2021

Adoption by Species – Month/Year Comparison

Species	Apr. 2021	Apr. 2020	Apr. 2019
Dog	46	14	56
Cat	113	14	56
Chicken	2	0	1
Domestic Rabbit	5	0	0
Potbelly Pig	0	0	1
Total	166	28	114

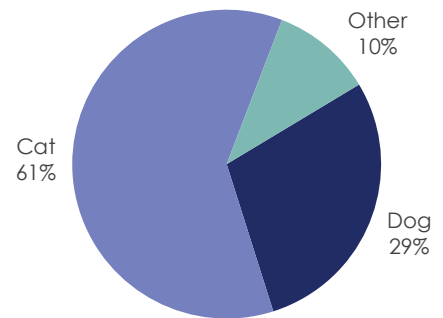
Adoption: April 2021



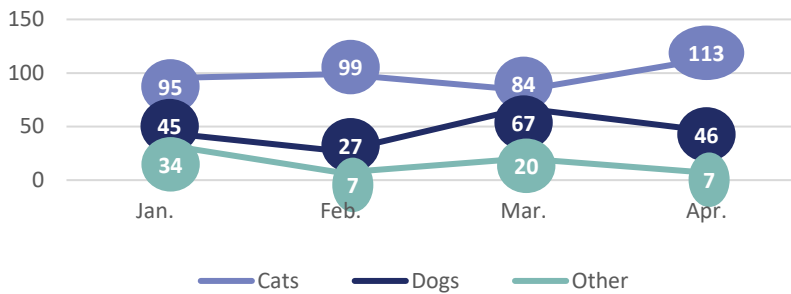
Adoption by Species – YTD/Year Comparison

Species	YTD 2021	YTD 2020	YTD 2019
Dog	185	138	217
Cat	391	212	222
Other	68	11	19
Total	644	361	458

Adoption: YTD 2021



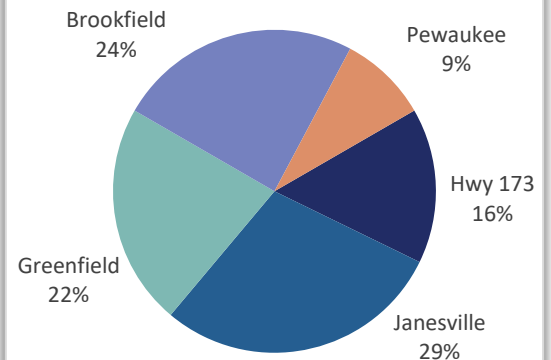
Adoption: 2021 Monthly Adoptions by Species



Off-site Adoptions by PetSmart Location – Month/Year Comparison

PetSmart Location	Apr. 2021	Apr. 2020	Apr. 2019
Hwy 173	7	0	16
E. State St.	0	0	-
Janesville	13	0	-
Greenfield	10	0	4
Brookfield	11	2	2
Pewaukee	4	-	-
Total	45	2	22

Adoptions by PetSmart Location



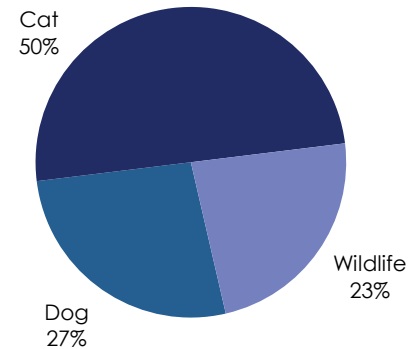
Monthly Shelter Report - April 2021

Euthanasia – April 2021

Euthanasia by Species – Month/Year Comparison

Species	April 2021	April 2020	April 2019
Dog	16	6	17
Cat	30	6	15
Wildlife	14	17	24
Total	60	29	56

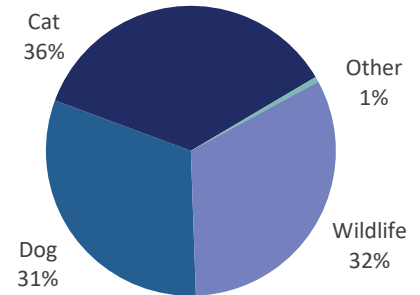
Euthanasia: April 2021



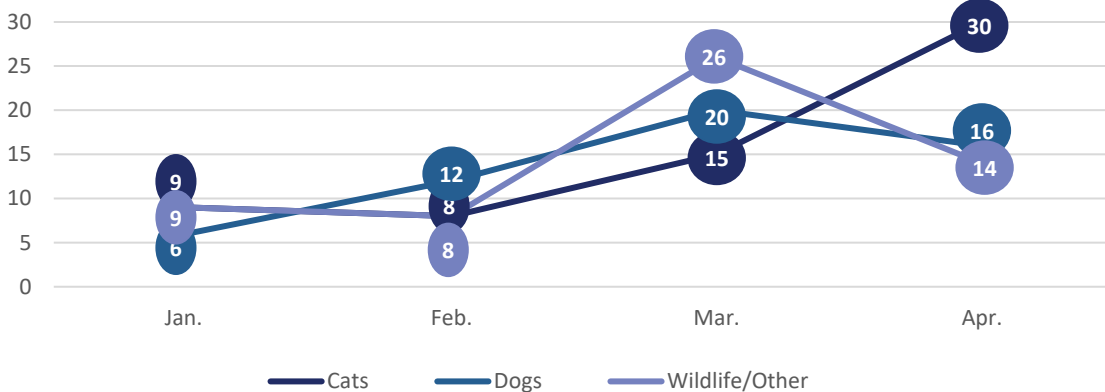
Euthanasia by Species – YTD/Year Comparison

Species	YTD 2021	YTD 2020	YTD 2019
Dog	54	50	69
Cat	62	111	71
Other	1	0	0
Wildlife	56	48	79
Total	173	209	219

Euthanasia: YTD 2021



Euthanasia: 2021 Monthly Euthanasia Count by Species



Monthly Shelter Report - April 2021

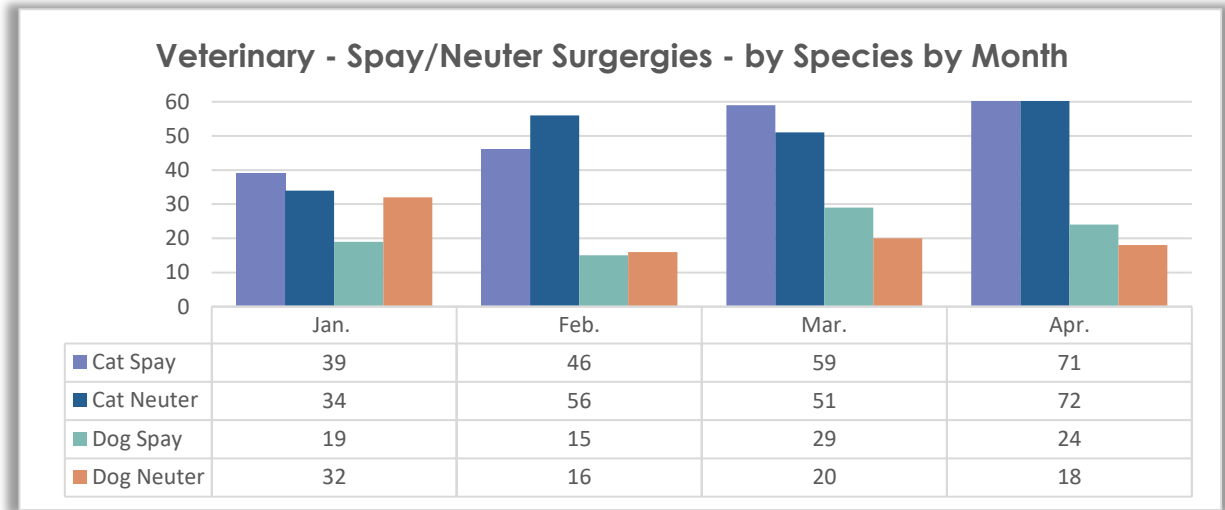
Veterinary Operations – April 2021

Spay/Neuter Surgeries – April Totals

	Dog	Cat	
Spay	24	71	95
Neuter	18	72	90
Total	42	143	185

Spay/Neuter Surgeries – YTD Totals

	Dog	Cat	
Spay	89	215	304
Neuter	72	222	294
Total	161	437	598



Veterinary – Other Procedures - YTD by Month

Procedure	Jan	Feb	Mar	Apr	
Repair Umbilical Hernia	0	1	1	0	2
C-Section	0	0	0	1	1
Remove Growth	1	0	2	1	4
Treat/Close Wound	1	2	2	2	7
Ear Resection	0	2	0	0	2
Enucleation	0	0	1	1	2
Repair Cherry Eye	0	0	0	1	1
Tail Amputation	0	0	1	0	1
Leg Amputation	0	0	1	0	1
FHO	0	0	1	0	1
Cystotomy	0	0	1	0	1
	2	5	10	6	23

