

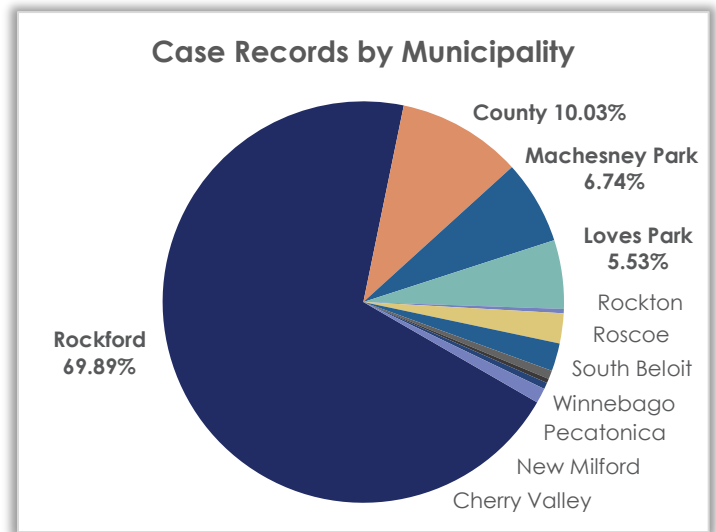
## Monthly Operations Report - May 2021

### Field Services Case Records – May 2021

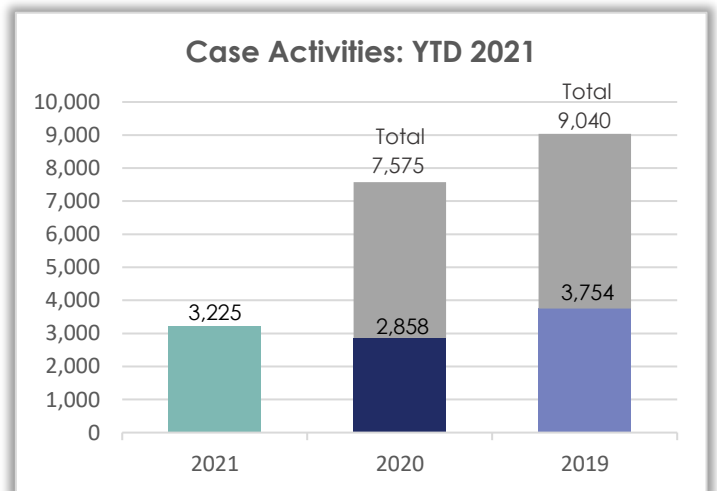
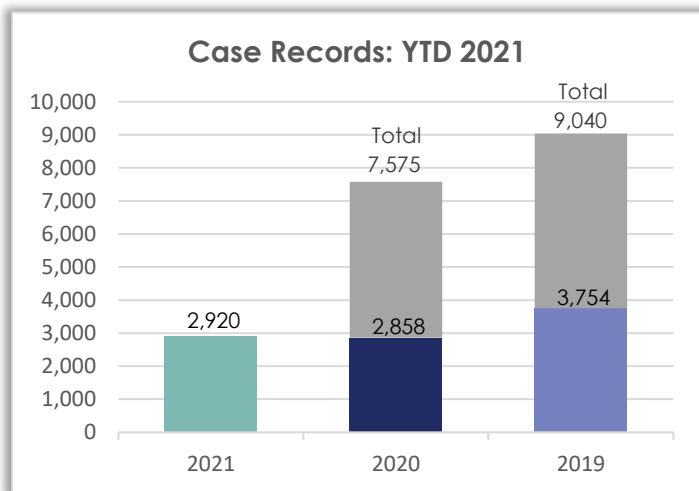
**PLEASE NOTE:** WCAS transitioned to a new data management system at the beginning of April 2021. Due to this transition, the way in which field services-related incidents are tallied has changed. Beginning April of 2021, these totals reflect one case record per call/reported incident. (A case record is comprised of all activities completed by staff in relation to an incident.) Previously, the totals presented in this portion of the report were a tally of all individual activities that had been completed.

#### Case Records by Municipality – Month/Year Comparison

Municipality	May 2021	May 2020	May 2019
Rockford	404	353	620
County	58	122	184
Machesney Park	39	50	69
Loves Park	32	40	51
Rockton	2	8	16
Roscoe	14	11	9
South Beloit	13	22	20
Durand	0	0	1
Pecatonica	4	1	2
Winnebago	2	6	6
New Milford	3	1	0
Cherry Valley	7	1	6
<b>Total</b>	<b>578</b>	<b>615</b>	<b>984</b>



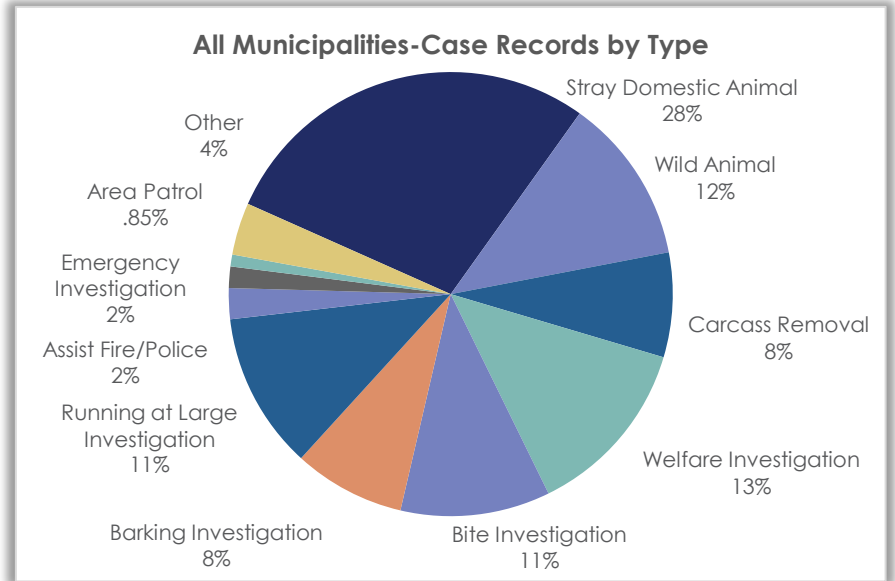
#### All Municipalities – Case Records: YTD/Year Comparison and Activities: YTD



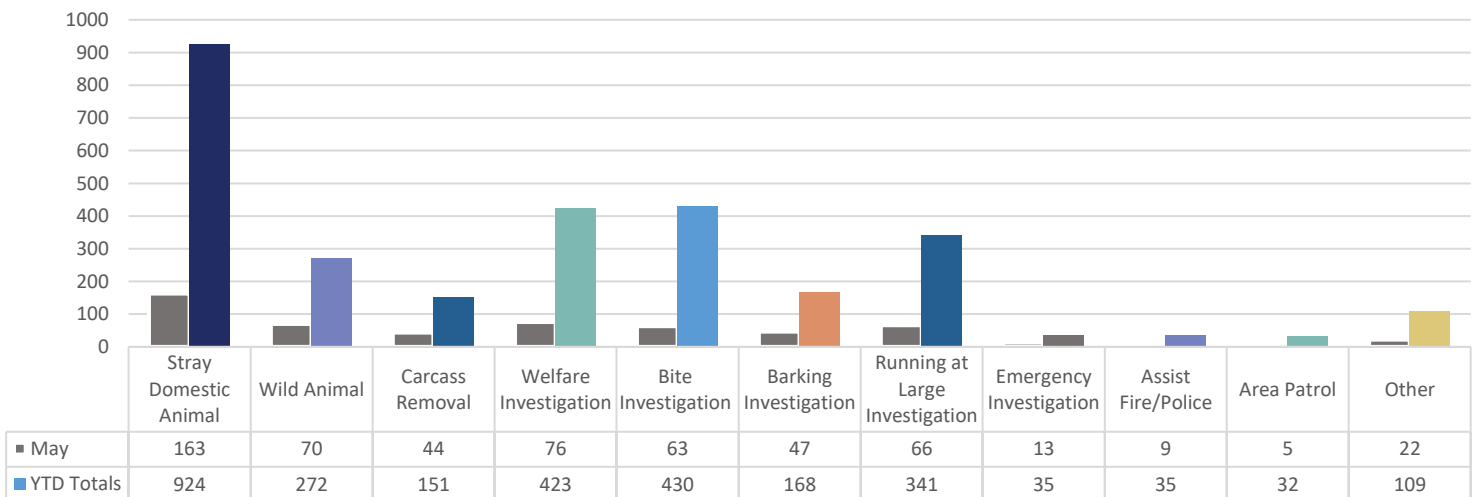
## Monthly Operations Report - May 2021

### Case Records for All Municipalities by Case Record Type

Case Record Types	May 2021
Stray Domestic Animal	163
Wild Animal	70
Carcass Removal	44
Welfare Investigation	76
Bite Investigation	63
Barking Investigation	47
Running at Large Investigation	66
Emergency Investigation	13
Assist Fire/Police Dept.	9
Area Patrol	5
Other	22
	<b>578</b>



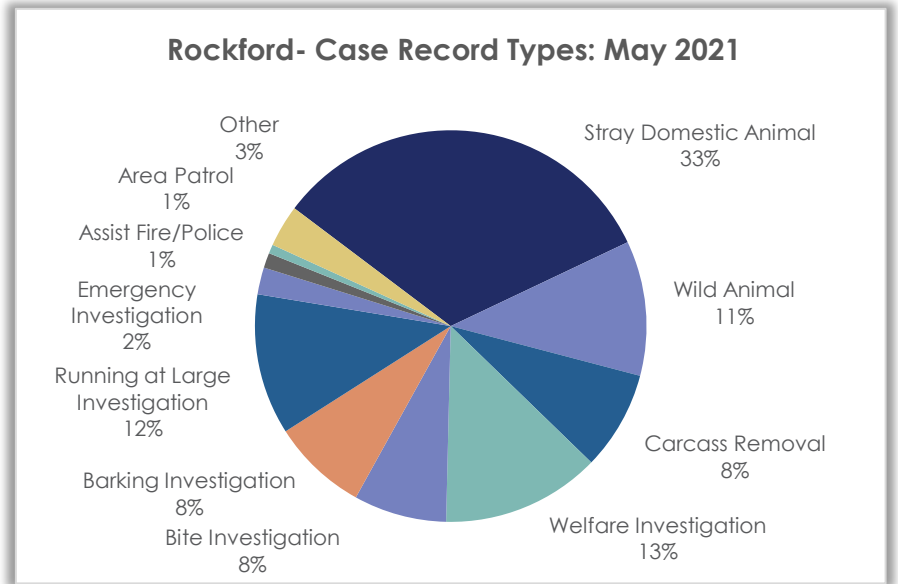
### Case Records by Type: YTD



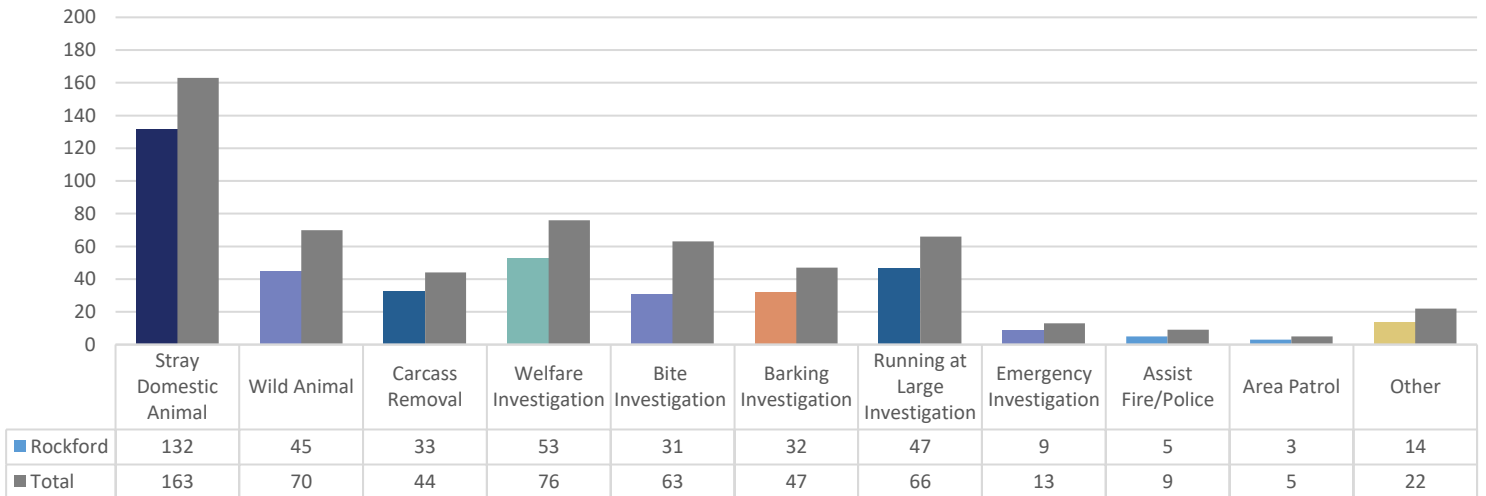
## Monthly Operations Report - May 2021

### Case Records for Rockford by Case Record Type

Case Record Types	May 2021
Stray Domestic Animal	132
Wild Animal	45
Carcass Removal	33
Welfare Investigation	53
Bite Investigation	31
Barking Investigation	32
Running at Large Investigation	47
Emergency Investigation	9
Assist Fire/Police Dept.	5
Area Patrol	3
Other	14
	<b>404</b>



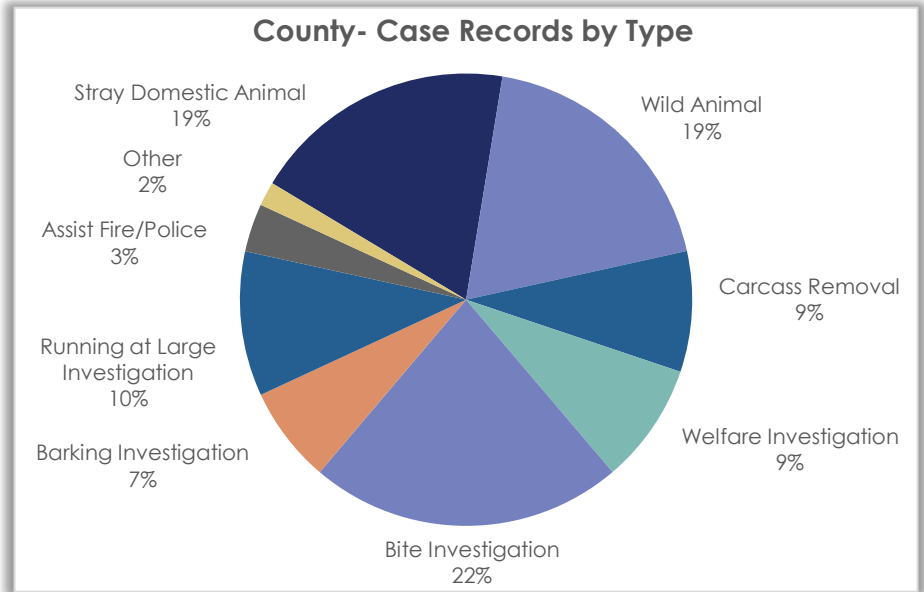
### Case Records by Type: Rockford vs. Total Comparison



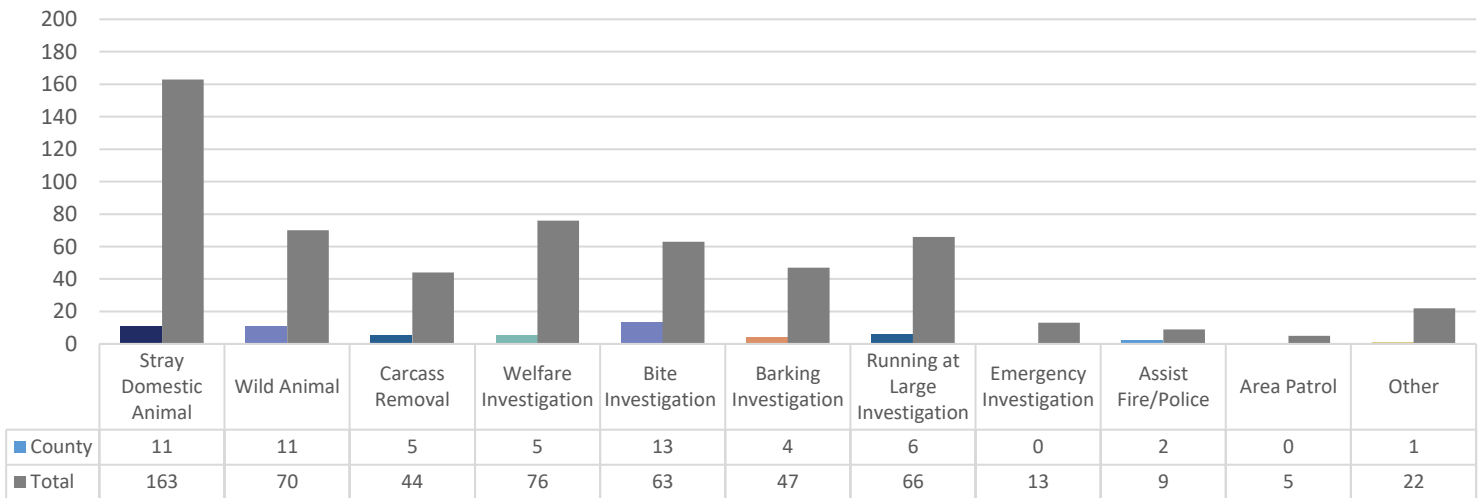
## Monthly Operations Report - May 2021

### Case Records for the County by Case Record Type

Case Record Types	May 2021
Stray Domestic Animal	11
Wild Animal	11
Carcass Removal	5
Welfare Investigation	5
Bite Investigation	13
Barking Investigation	4
Running at Large Investigation	6
Emergency Investigation	0
Assist Fire/Police Dept.	2
Area Patrol	0
Other	1
	<b>58</b>



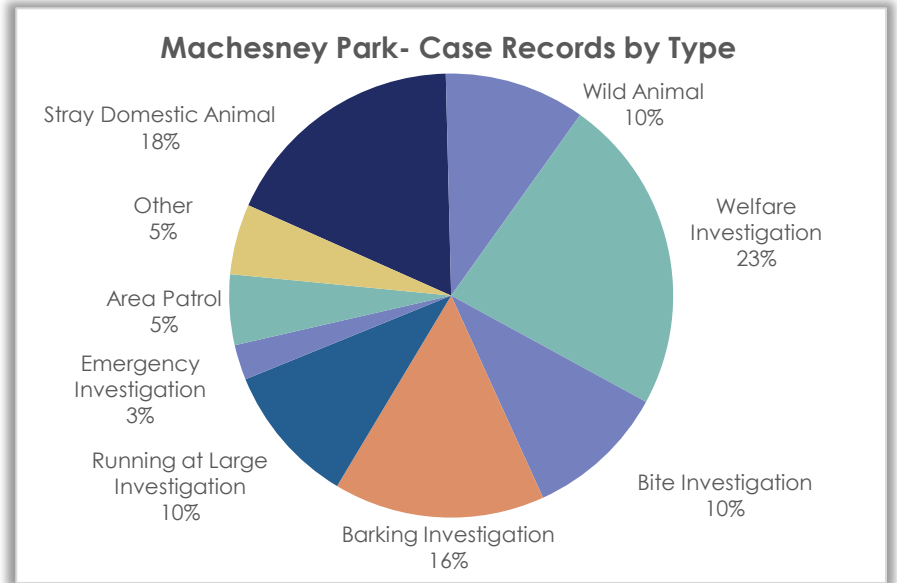
### Case Records by Type: Comparison- County vs. Total



## Monthly Operations Report - May 2021

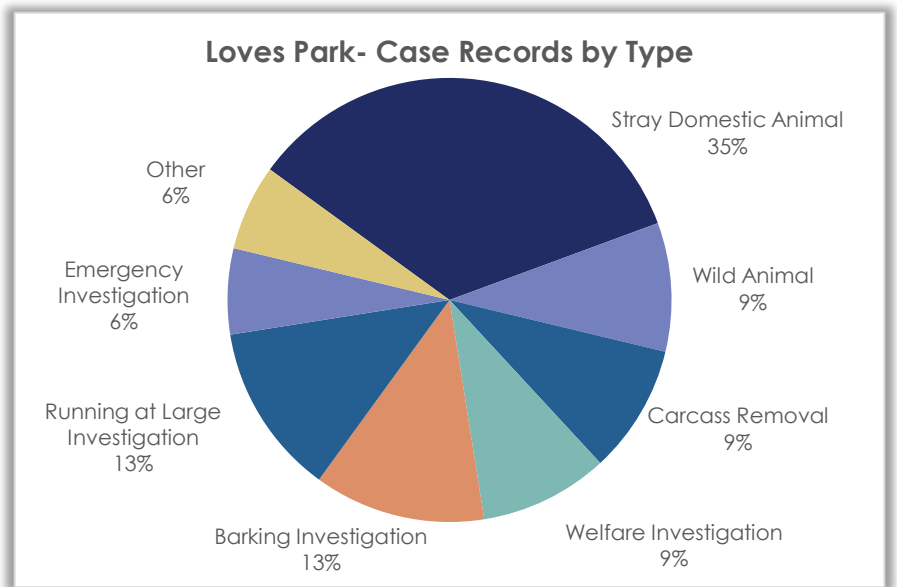
### Case Records for Machesney Park by Case Record Type

Case Record Types	May 2021
Stray Domestic Animal	7
Wild Animal	4
Carcass Removal	0
Welfare Investigation	9
Bite Investigation	4
Barking Investigation	6
Running at Large Investigation	4
Emergency Investigation	1
Assist Fire/Police Dept.	0
Area Patrol	2
Other	2
	<b>39</b>



### Case Records for Loves Park by Case Record Type

Case Record Types	May 2021
Stray Domestic Animal	8
Wild Animal	2
Carcass Removal	4
Welfare Investigation	3
Bite Investigation	6
Barking Investigation	3
Running at Large Investigation	3
Emergency Investigation	0
Assist Fire/Police Dept.	1
Area Patrol	0
Other	2
	<b>32</b>

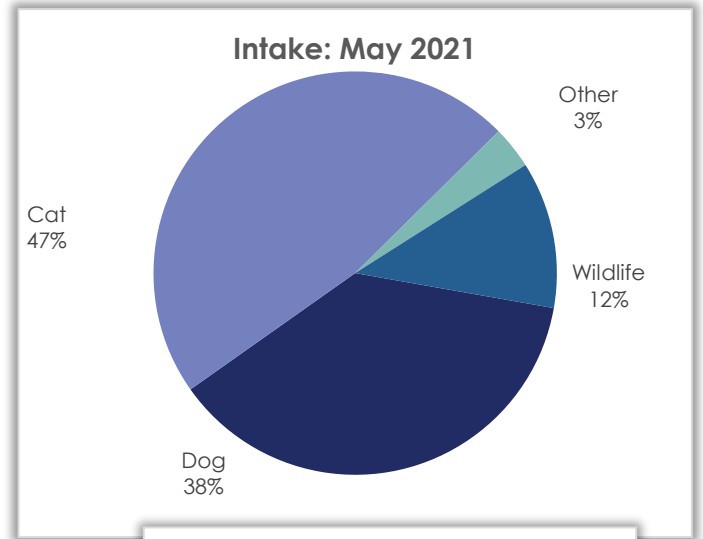


## Monthly Operations Report - May 2021

### Intake Statistics – May 2021

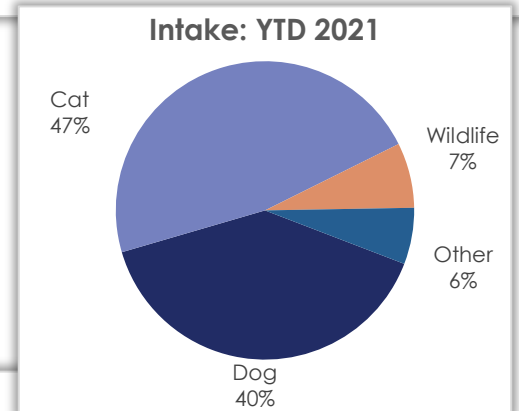
#### Intake by Species – Month/Year Comparison

Species	May 2021	May 2020	May 2019
Dog	143	60	176
Cat	181	51	153
Domestic Rabbit	13	0	0
Guinea Pig	0	8	5
Hamster	0	0	1
Snake	0	0	1
Lizard	0	0	1
Fish	0	0	22
Tarantula	0	0	1
Wildlife	45	46	50
<b>Total</b>	<b>382</b>	<b>165</b>	<b>410</b>

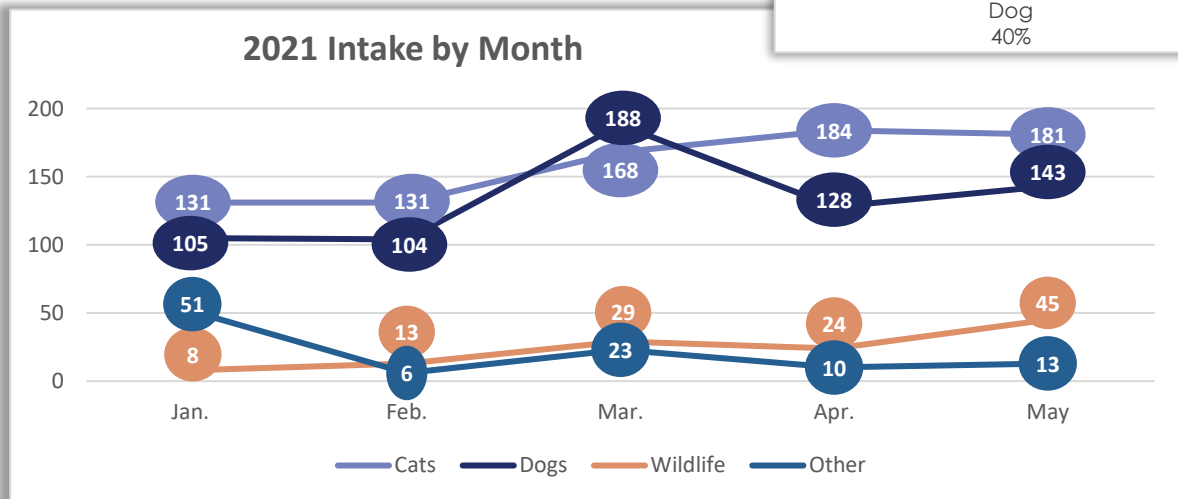


#### Intake by Species – YTD/Year Comparison

Species	YTD 2021	YTD 2020	YTD 2019
Dog	668	419	726
Cat	795	451	591
Wildlife	119	102	148
Other	103	19	78
<b>Total</b>	<b>1,685</b>	<b>991</b>	<b>1,543</b>



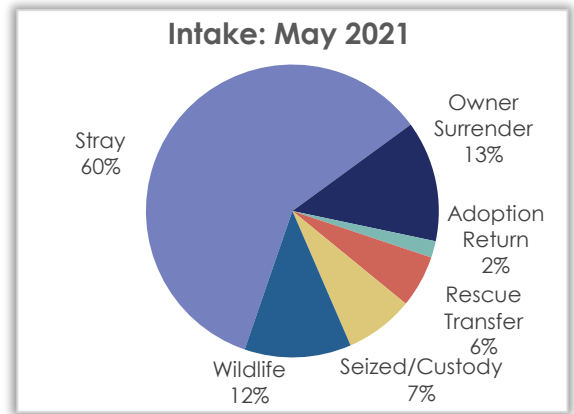
#### 2021 Intake by Month



## Monthly Operations Report - May 2021

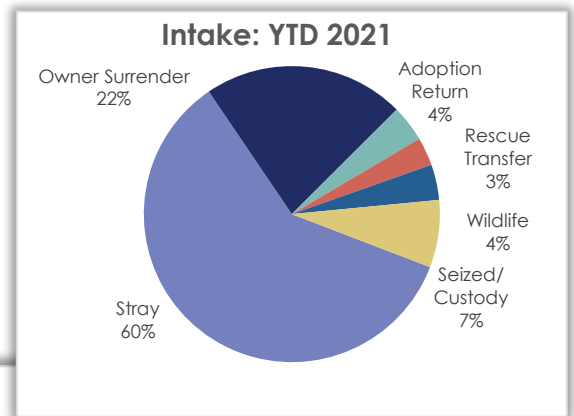
### Intake by Type – Month/Year Comparison

Intake Type	May 2021	May 2020	May 2019
Stray	228	133	271
Owner Surrender	51	10	58
Adoption Return	7	5	20
Rescue Transfer	22	0	0
Seized/Custody	29	20	58
Wildlife	45	-	-
<b>Total</b>	<b>382</b>	<b>168</b>	<b>407</b>

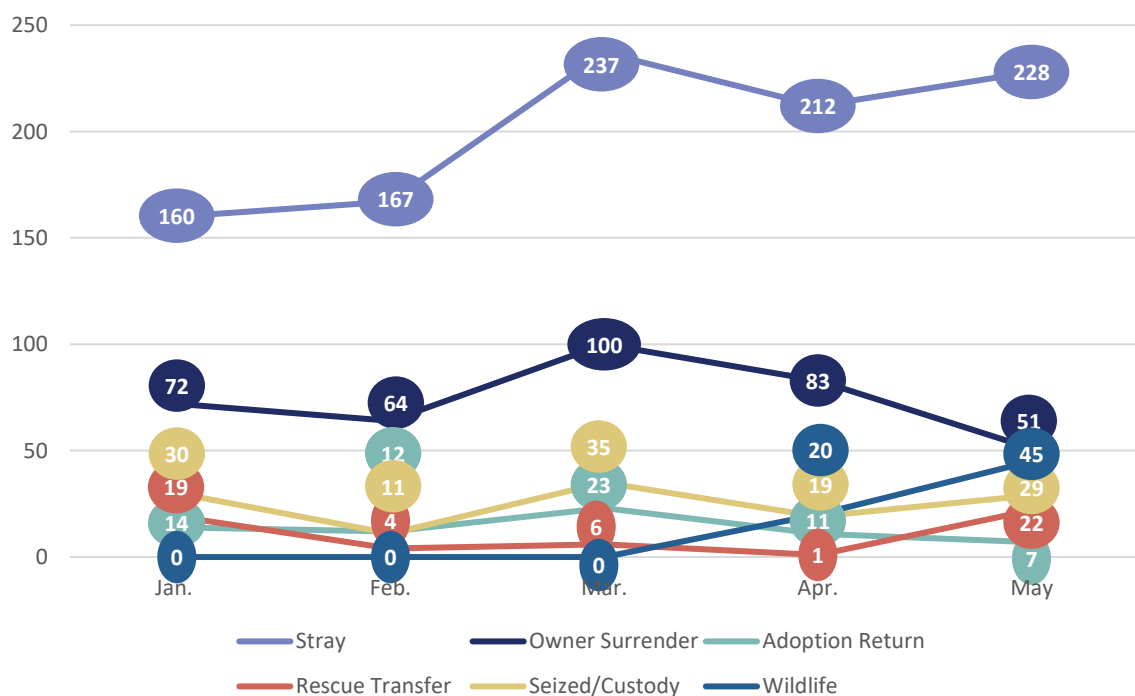


### Intake by Type – YTD/Year Comparison

Intake Type	YTD 2021	YTD 2020	YTD 2019
Stray	1,004	690	980
Owner Surrender	370	184	266
Adoption Return	67	44	74
Rescue Transfer	52	12	10
Seized/Custody	124	70	217
Wildlife	65	-	-
<b>Total</b>	<b>1,682</b>	<b>1,000</b>	<b>1,547</b>



### 2021 Intake Type by Month



## Monthly Operations Report - May 2021

### Stray Intake

#### Stray Intake by Species – Month/Year Comparison

Species	May 2021	May 2020	May 2019
Dog	81	37	108
Cat	137	42	113
Other	10	54	50
<b>Total</b>	<b>228</b>	<b>133</b>	<b>271</b>

### Owner Surrender

#### Owner Surrender by Species – Month/Year Comparison

Species	May 2021	May 2020	May 2019
Dog	32	6	36
Cat	16	4	16
Other	3	0	6
<b>Total</b>	<b>51</b>	<b>10</b>	<b>58</b>

### Adoption Return

#### Adoption Returns by Species – Month/Year Comparison

Species	May 2021	May 2020	May 2019
Dog	4	3	14
Cat	3	2	6
Other	0	0	0
<b>Total</b>	<b>7</b>	<b>5</b>	<b>20</b>

### Seized/Custody

#### Seized/Custody by Species – Month/Year Comparison

Species	May 2021	May 2020	May 2019
Dog	26	16	17
Cat	3	4	16
Other	0	0	25
<b>Total</b>	<b>29</b>	<b>20</b>	<b>58</b>





## Monthly Operations Report - May 2021

### Outcome Statistics – May 2021

#### Return to Owner

##### Return to Owner by Species – Month/Year Comparison

Species	May 2021	May 2020	May 2019
Dog	54	29	68
Cat	4	5	7
<b>Total</b>	<b>58</b>	<b>34</b>	<b>75</b>

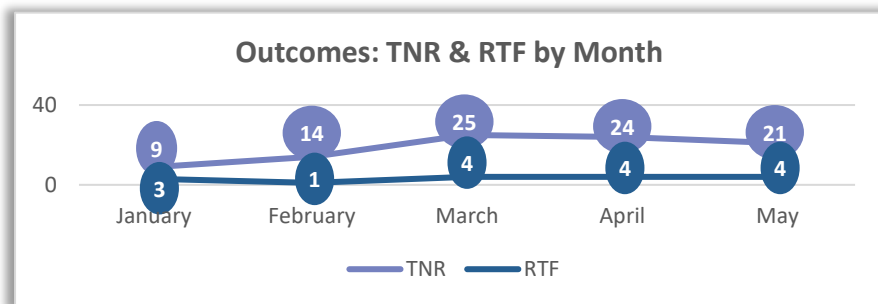
##### Return to Owner by Species – YTD/Year Comparison

Species	YTD 2021	YTD 2020	YTD 2019
Dog	277	174	265
Cat	17	14	35
<b>Total</b>	<b>294</b>	<b>188</b>	<b>300</b>

#### TNR and RTF

##### Trap-Neuter-Return and Return-to-Field Outcomes by Month

	January 2021	February 2021	March 2021	April 2021	May 2021
<b>TNR</b>	9	14	25	24	21
<b>RTF</b>	3	1	4	4	4
	<b>12</b>	<b>15</b>	<b>29</b>	<b>28</b>	<b>25</b>



#### Wildlife

##### Wildlife Rehabilitation Month/Year and YTD/Year Comparisons

###### May 2021

May 2021	May 2020	May 2019
25	11	6

###### YTD 2021

YTD 2021	YTD 2020	YTD 2019
36	15	19

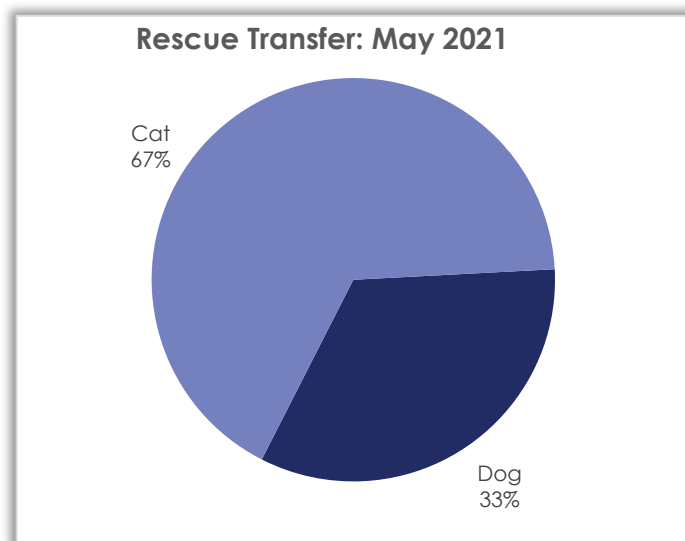


## Monthly Operations Report - May 2021

### Rescue Transfer

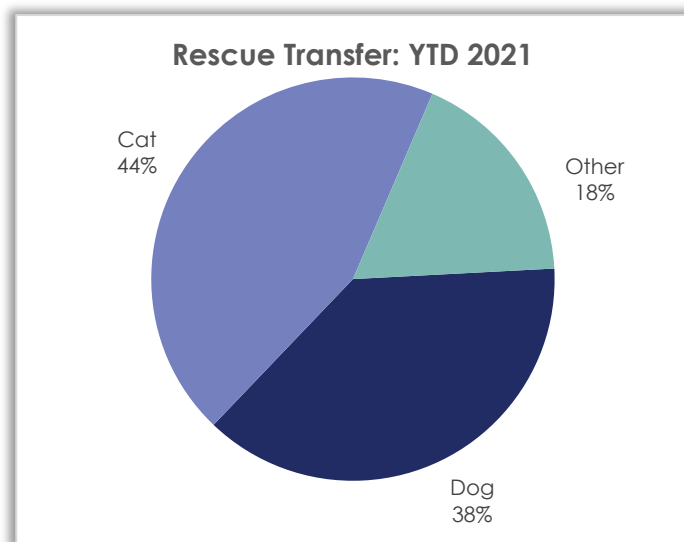
#### Rescue Transfer by Species – Month/Year Comparison

Species	May 2021	May 2020	May 2019
Dog	4	3	9
Cat	8	3	29
Snake	0	0	1
<b>Total</b>	<b>12</b>	<b>6</b>	<b>39</b>



#### Rescue Transfer by Species – YTD/Year Comparison

Species	YTD 2021	YTD 2020	YTD 2019
Dog	30	41	39
Cat	35	12	75
Other	14	1	6
<b>Total</b>	<b>79</b>	<b>54</b>	<b>120</b>

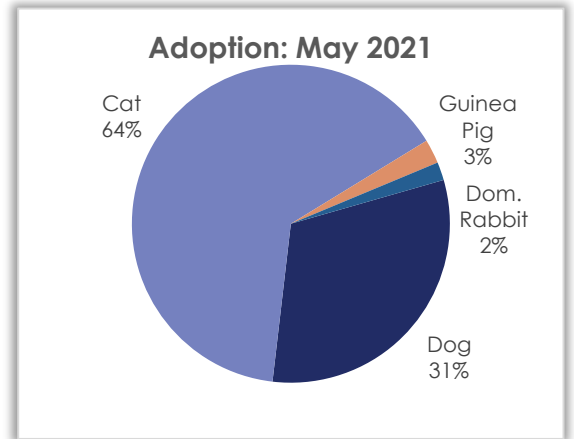


## Monthly Operations Report - May 2021

### Adoption

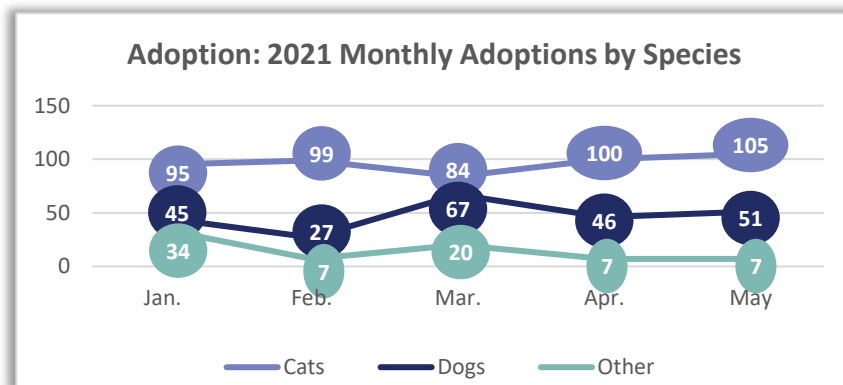
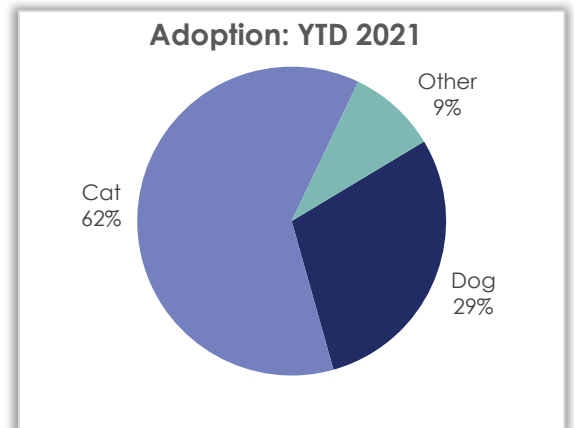
#### Adoption by Species – Month/Year Comparison

Species	May 2021	May 2020	May 2019
Dog	51	13	65
Cat	105	22	62
Guinea Pig	4	8	4
Domestic Rabbit	3	0	0
Ferret	0	0	2
Fish	0	0	10
Domestic Bird	0	0	2
Lizard	0	0	2
<b>Total</b>	<b>163</b>	<b>43</b>	<b>147</b>



#### Adoption by Species – YTD/Year Comparison

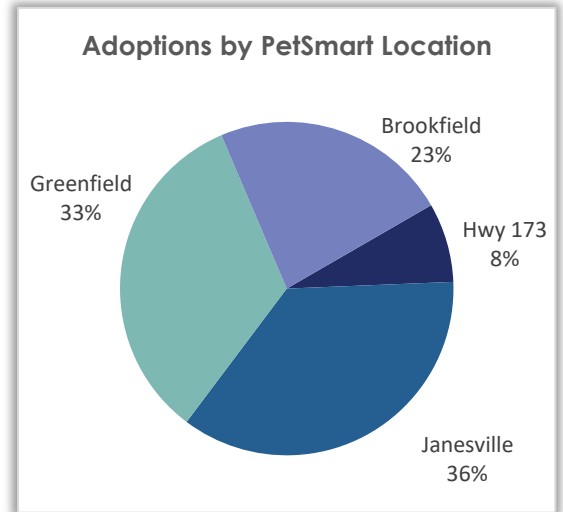
Species	YTD 2021	YTD 2020	YTD 2019
Dog	236	151	282
Cat	496	234	284
Other	75	19	39
<b>Total</b>	<b>807</b>	<b>404</b>	<b>605</b>



## Monthly Operations Report - May 2021

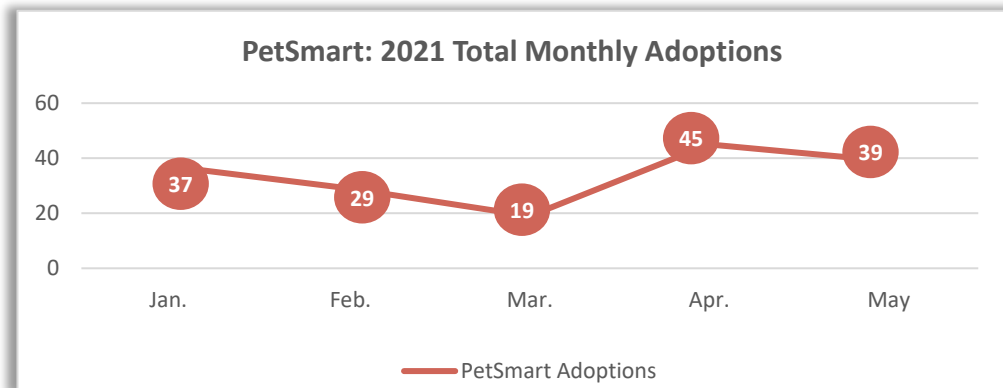
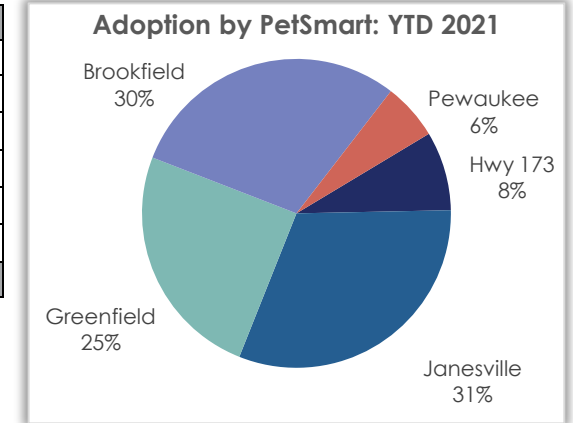
### Off-site Adoptions by PetSmart Location – Month/Year Comparison

PetSmart Location	May 2021	May 2020	May 2019
Hwy 173	3	0	7
E. State St.	0	0	-
Janesville	14	0	-
Greenfield	13	0	6
Brookfield	9	0	8
Pewaukee	0	0	-
<b>Total</b>	<b>39</b>	<b>0</b>	<b>21</b>



### Off-site Adoptions by PetSmart Location – YTD/Year Comparison

PetSmart Location	YTD 2021	YTD 2020	YTD 2019
Hwy 173	14	17	63
E. State St.	0	18	-
Janesville	53	9	-
Greenfield	42	30	28
Brookfield	50	28	26
Pewaukee	10	-	-
<b>Total</b>	<b>169</b>	<b>102</b>	<b>117</b>

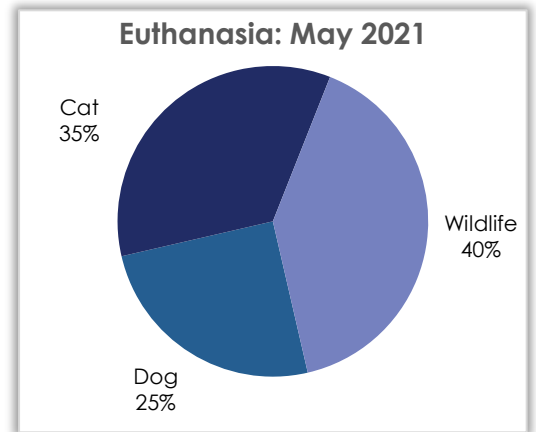


## Monthly Operations Report - May 2021

### Euthanasia

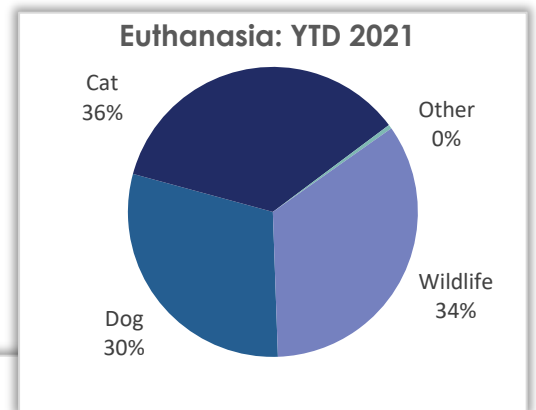
Euthanasia by Species – Month/Year Comparison

Species	May 2021	May 2020	May 2019
Dog	13	8	27
Cat	18	6	21
Wildlife	21	34	36
<b>Total</b>	<b>52</b>	<b>48</b>	<b>84</b>

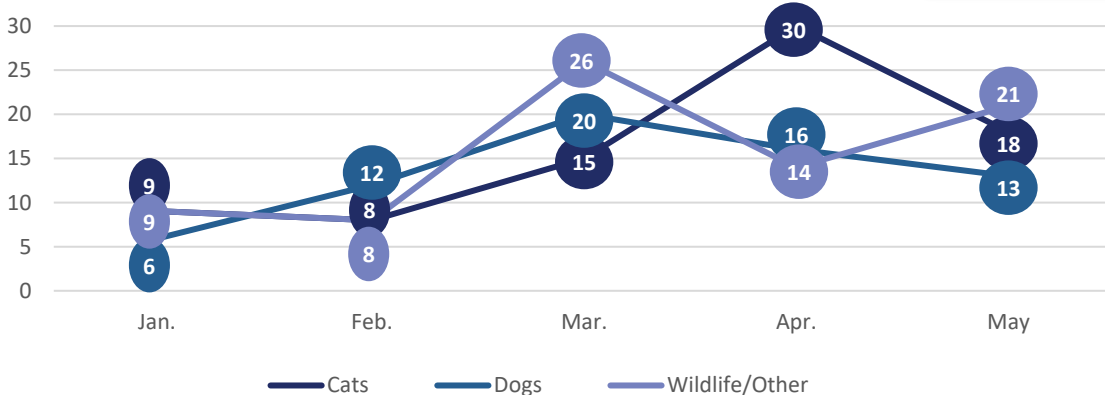


Euthanasia by Species – YTD/Year Comparison

Species	YTD 2021	YTD 2020	YTD 2019
Dog	67	58	96
Cat	80	117	92
Other	1	0	0
Wildlife	77	82	115
<b>Total</b>	<b>225</b>	<b>257</b>	<b>303</b>



Euthanasia: 2021 Monthly Euthanasia Count by Species



## Monthly Operations Report - May 2021

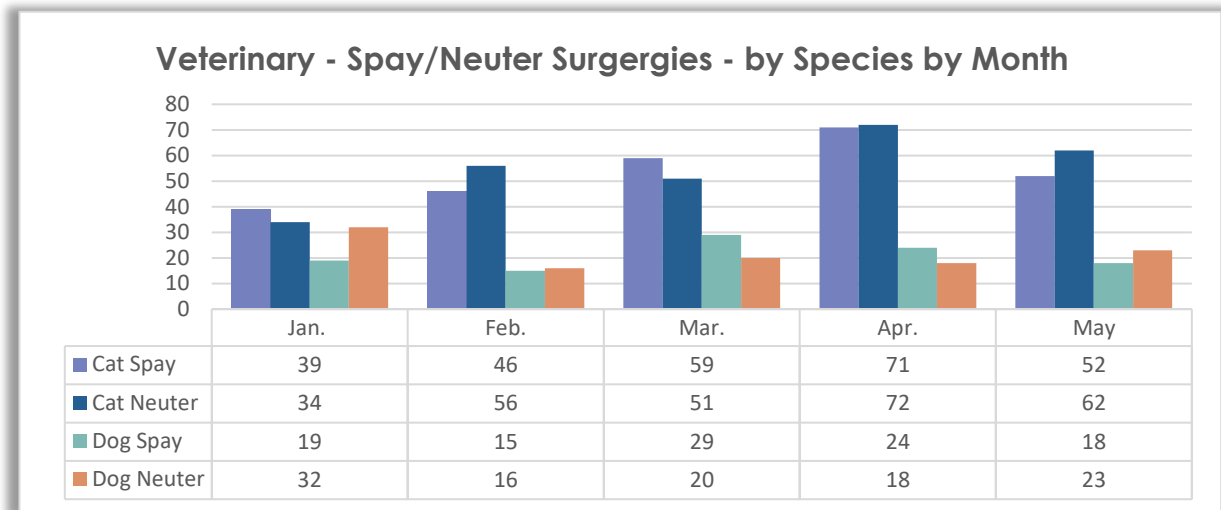
### Veterinary Operations – May 2021

#### Spay/Neuter Surgeries – May Totals

	Dog	Cat	
Spay	18	52	<b>70</b>
Neuter	23	62	<b>85</b>
<b>Total</b>	<b>41</b>	<b>114</b>	<b>155</b>

#### Spay/Neuter Surgeries – YTD Totals

	Dog	Cat	
Spay	107	267	<b>374</b>
Neuter	95	284	<b>379</b>
<b>Total</b>	<b>202</b>	<b>551</b>	<b>753</b>



#### Veterinary – Other Procedures - YTD by Month

Procedure	Jan	Feb	Mar	Apr	May	
Repair Umbilical Hernia	0	1	1	0	0	<b>2</b>
C-Section	0	0	0	1	0	<b>1</b>
Remove Growth	1	0	2	1	1	<b>5</b>
Treat/Close Wound	1	2	2	2	0	<b>7</b>
Ear Resection	0	2	0	0	0	<b>2</b>
Enucleation	0	0	1	1	1	<b>3</b>
Repair Cherry Eye	0	0	0	1	0	<b>1</b>
Tail Amputation	0	0	1	0	0	<b>1</b>
Leg Amputation	0	0	1	0	0	<b>1</b>
FHO	0	0	1	0	0	<b>1</b>
Remove Ovarian Tissue	0	0	0	0	1	<b>1</b>
Cystotomy	0	0	1	0	0	<b>1</b>
	<b>2</b>	<b>5</b>	<b>10</b>	<b>6</b>	<b>3</b>	<b>26</b>

