

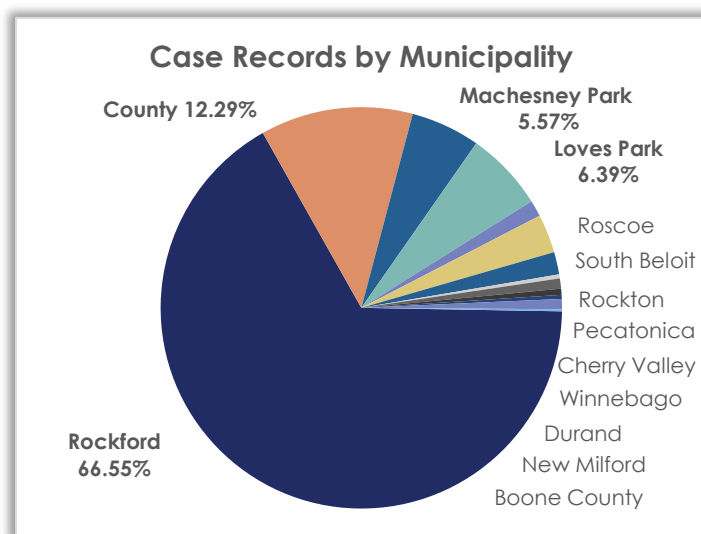
Monthly Operations Report - June 2021

Field Services Case Records – June 2021

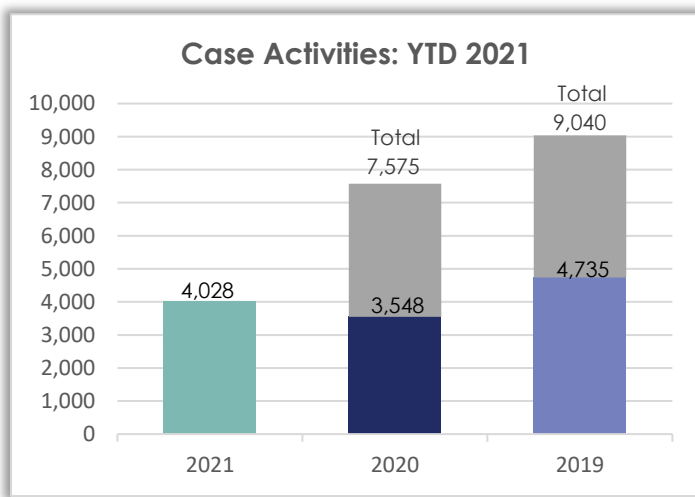
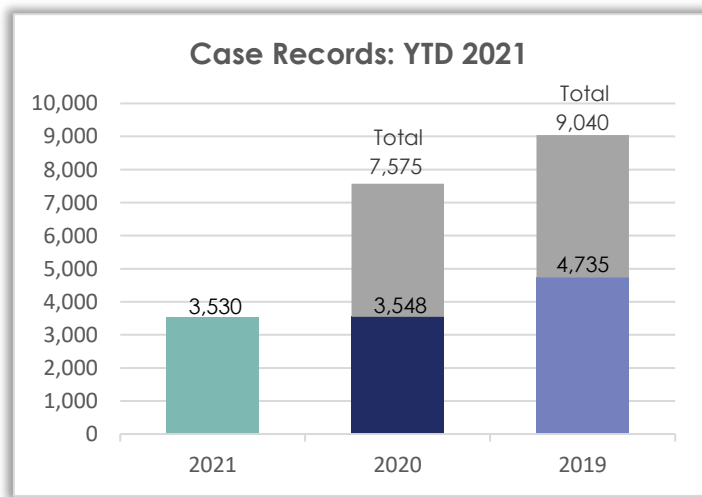
PLEASE NOTE: WCAS transitioned to a new data management system at the beginning of April 2021. Due to this transition, the way in which field services-related incidents are tallied has changed. Beginning April of 2021, these totals reflect one case record per call/reported incident. (A case record is comprised of all activities completed by staff in relation to an incident.) Previously, the totals presented in this portion of the report were a tally of all individual activities that had been completed.

Case Records by Municipality – Month/Year Comparison

Municipality	June 2021	June 2020	June 2019
Rockford	406	441	623
County	75	79	143
Machesney Park	34	39	83
Loves Park	39	66	45
Rockton	8	14	12
Roscoe	19	18	20
South Beloit	11	12	27
Durand	2	2	5
Pecatonica	5	4	4
Winnebago	3	6	7
New Milford	2	3	2
Cherry Valley	5	6	10
Boone County	1	0	0
Total	610	690	981



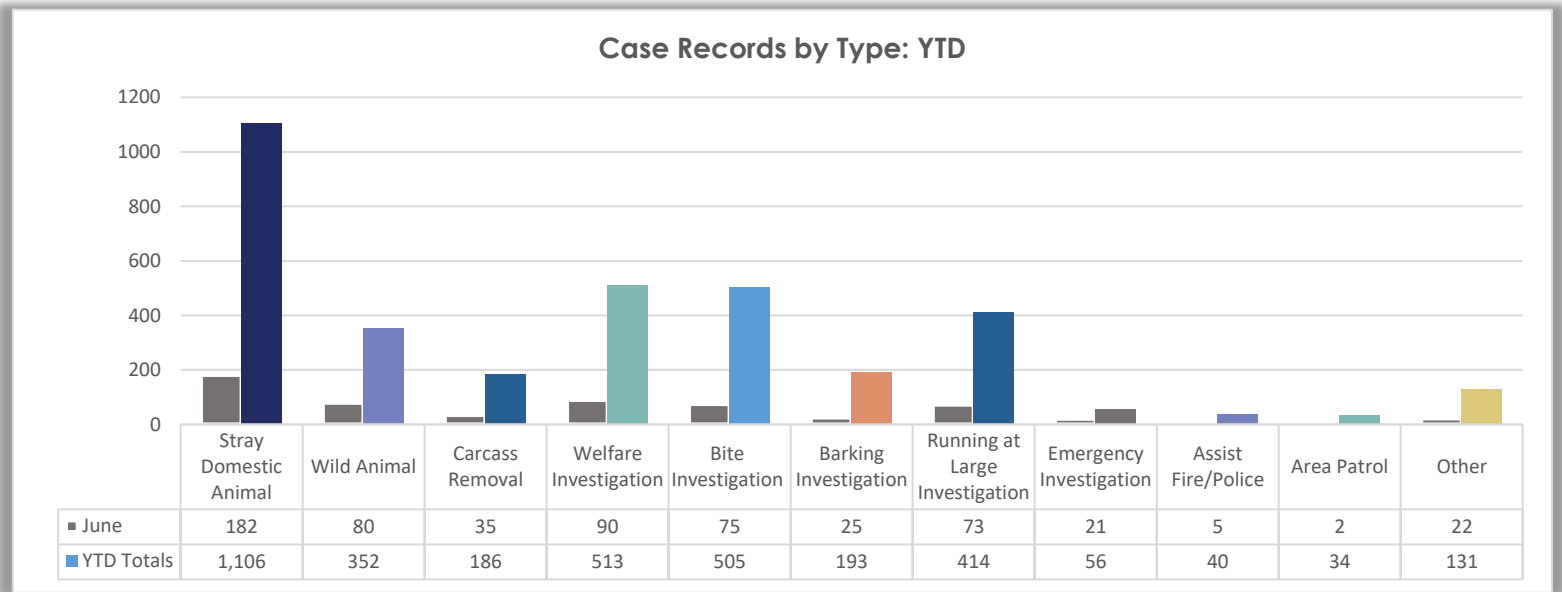
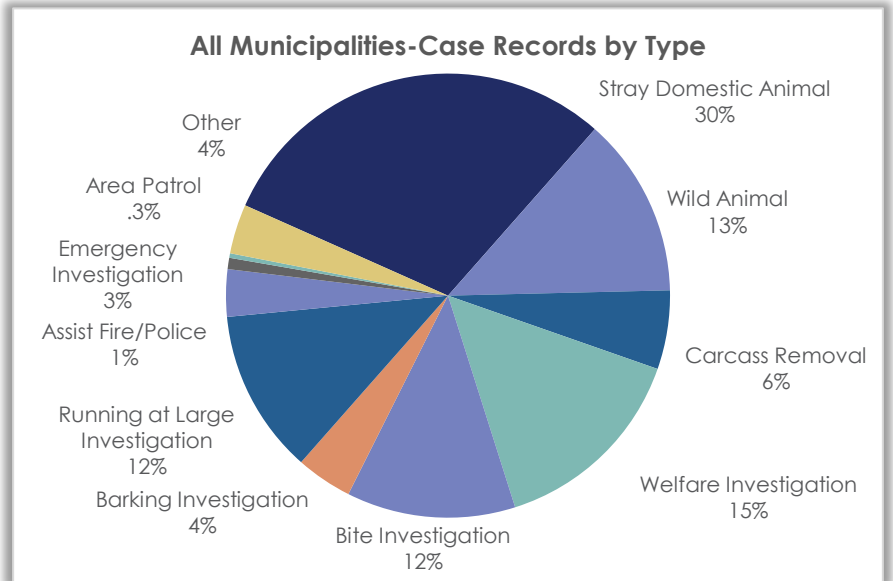
All Municipalities – Case Records: YTD/Year Comparison and Activities: YTD



Monthly Operations Report - June 2021

Case Records for All Municipalities by Case Record Type

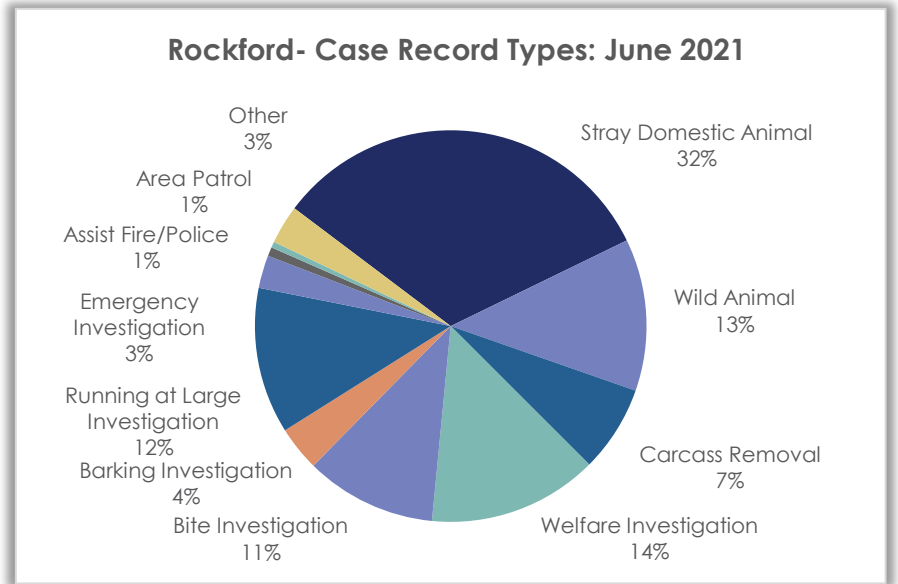
Case Record Types	June 2021
Stray Domestic Animal	182
Wild Animal	80
Carcass Removal	35
Welfare Investigation	90
Bite Investigation	75
Barking Investigation	25
Running at Large Investigation	73
Emergency Investigation	21
Assist Fire/Police Dept.	5
Area Patrol	2
Other	22
	610



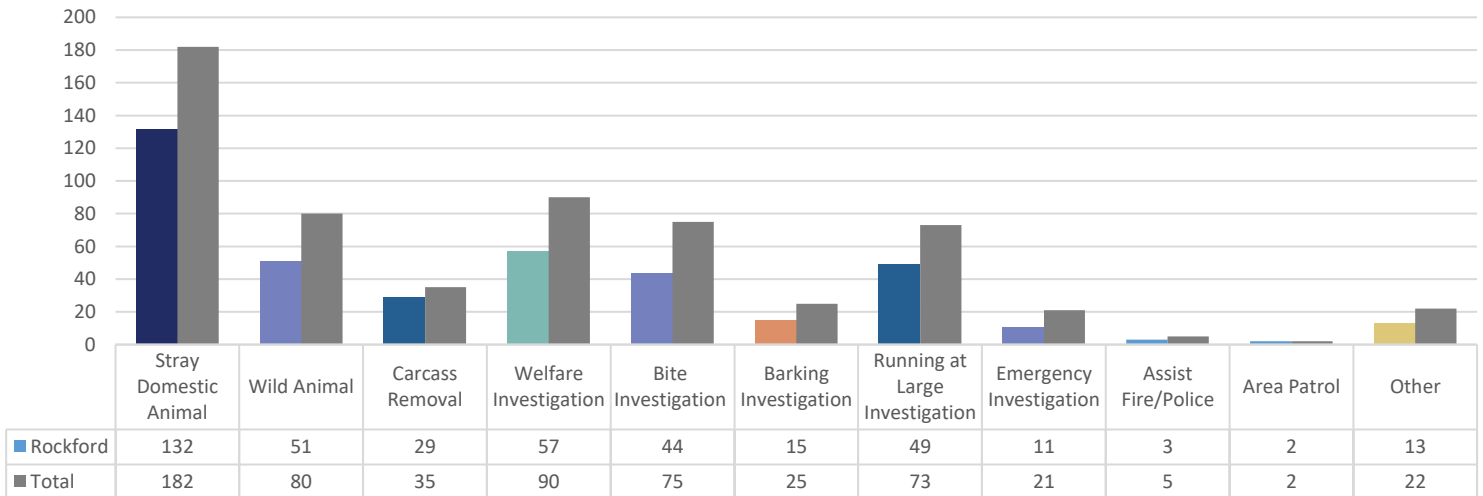
Monthly Operations Report - June 2021

Case Records for Rockford by Case Record Type

Case Record Types	June 2021
Stray Domestic Animal	132
Wild Animal	51
Carcass Removal	29
Welfare Investigation	57
Bite Investigation	44
Barking Investigation	15
Running at Large Investigation	49
Emergency Investigation	11
Assist Fire/Police Dept.	3
Area Patrol	2
Other	13
	406



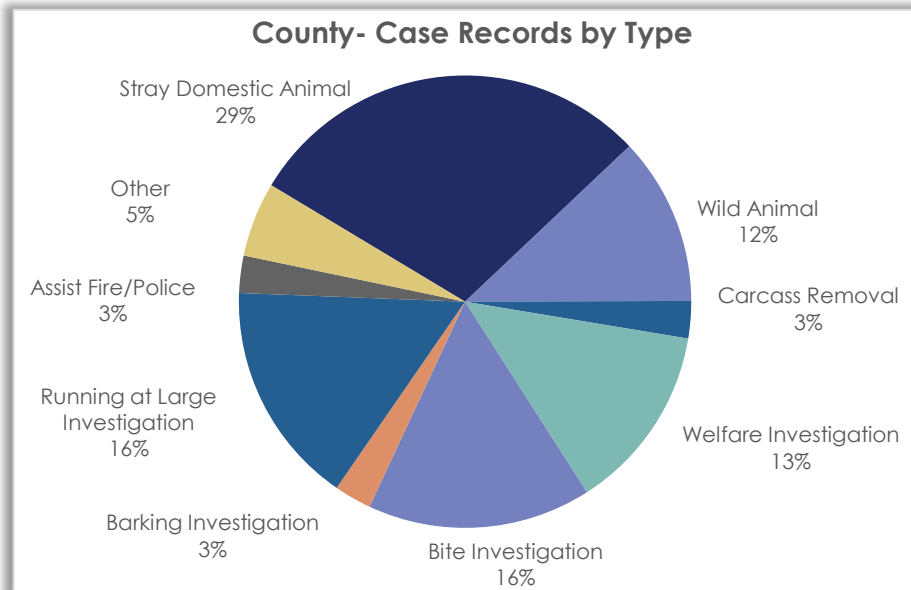
Case Records by Type: Rockford vs. Total Comparison



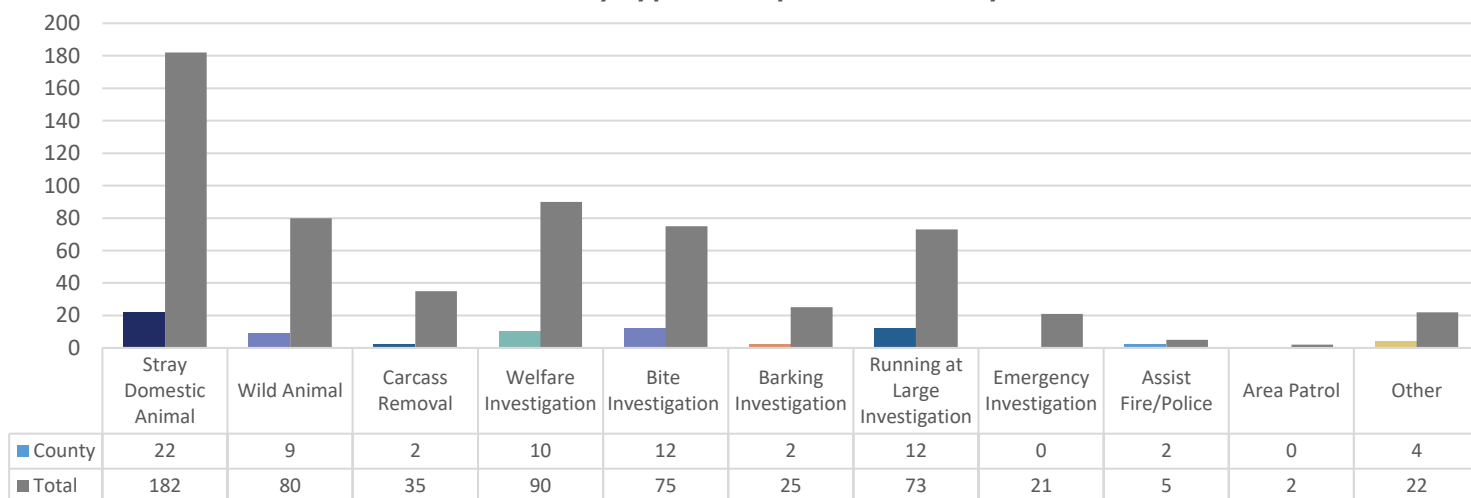
Monthly Operations Report - June 2021

Case Records for the County by Case Record Type

Case Record Types	June 2021
Stray Domestic Animal	22
Wild Animal	9
Carcass Removal	2
Welfare Investigation	10
Bite Investigation	12
Barking Investigation	2
Running at Large Investigation	12
Emergency Investigation	0
Assist Fire/Police Dept.	2
Area Patrol	0
Other	4
	75



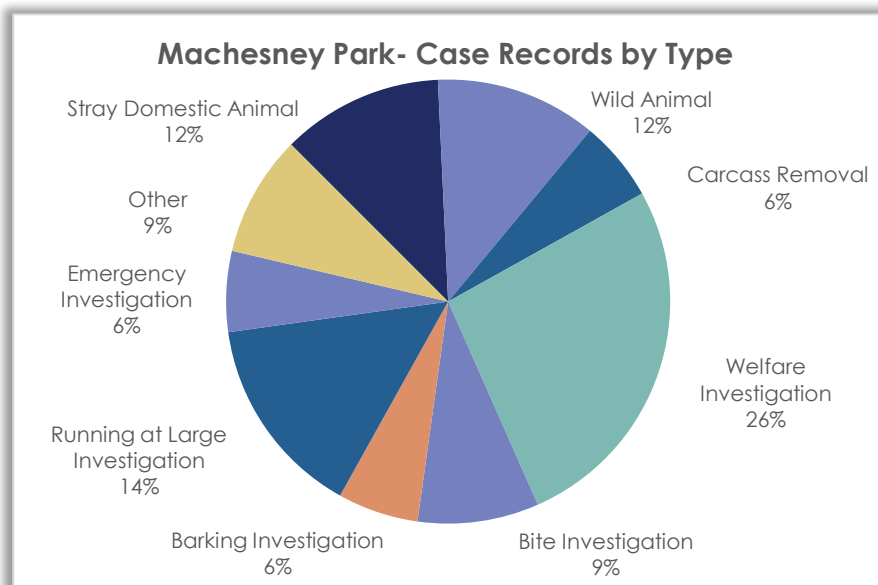
Case Records by Type: Comparison- County vs. Total



Monthly Operations Report - June 2021

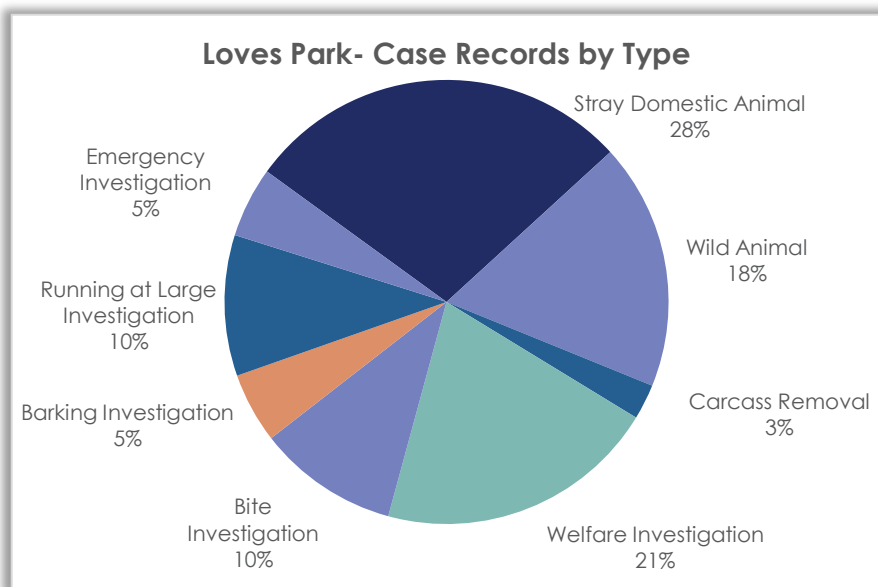
Case Records for Machesney Park by Case Record Type

Case Record Types	June 2021
Stray Domestic Animal	4
Wild Animal	4
Carcass Removal	2
Welfare Investigation	9
Bite Investigation	3
Barking Investigation	2
Running at Large Investigation	5
Emergency Investigation	2
Assist Fire/Police Dept.	0
Area Patrol	0
Other	3
	34



Case Records for Loves Park by Case Record Type

Case Record Types	June 2021
Stray Domestic Animal	11
Wild Animal	7
Carcass Removal	1
Welfare Investigation	8
Bite Investigation	4
Barking Investigation	2
Running at Large Investigation	4
Emergency Investigation	2
Assist Fire/Police Dept.	0
Area Patrol	0
Other	0
	39

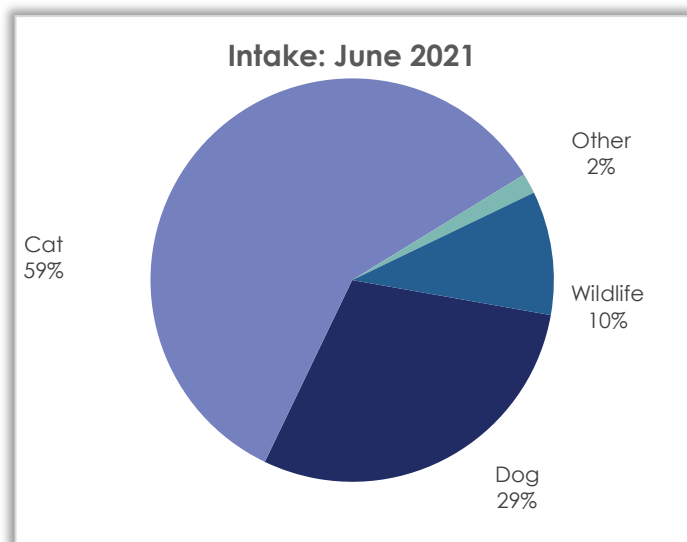


Monthly Operations Report - June 2021

Intake Statistics – June 2021

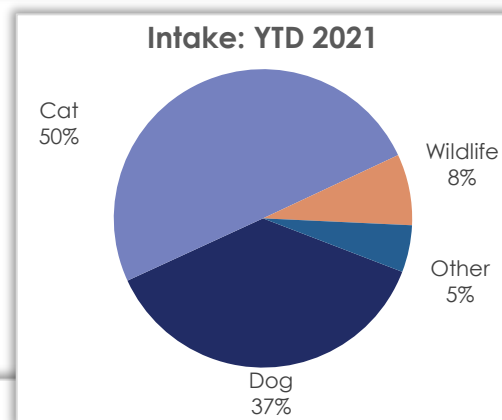
Intake by Species – Month/Year Comparison

Species	June 2021	June 2020	June 2019
Dog	145	105	191
Cat	292	226	186
Domestic Rabbit	3	1	4
Guinea Pig	4	2	0
Chicken	1	0	0
Rat	0	5	0
Domestic Bird	0	2	0
Gerbil	0	0	1
Ferret	0	0	2
Tropical Fish	0	0	6
Wildlife	49	57	79
Total	494	398	469

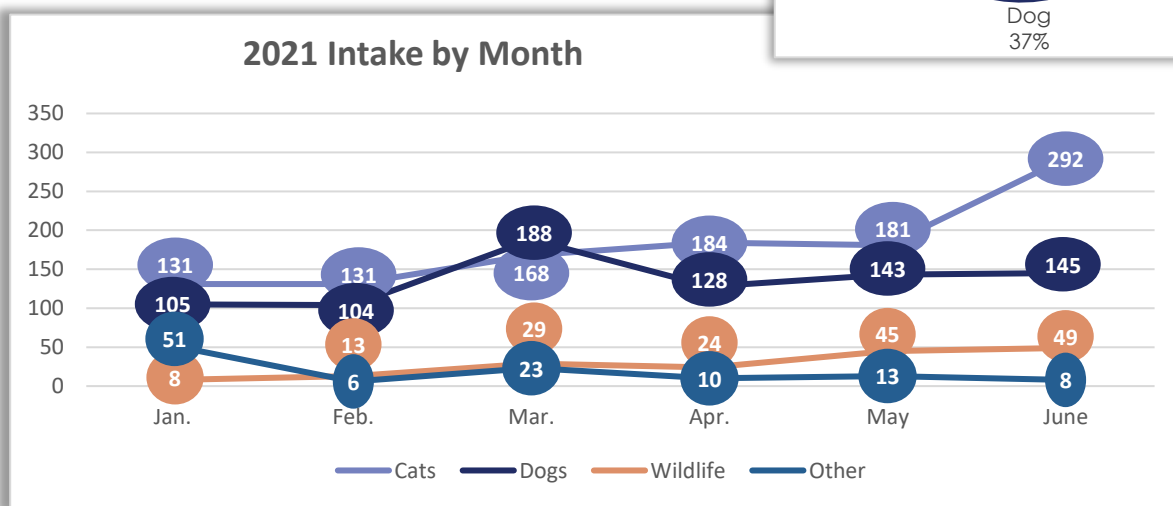


Intake by Species – YTD/Year Comparison

Species	YTD 2021	YTD 2020	YTD 2019
Dog	813	524	917
Cat	1,087	677	777
Wildlife	168	159	227
Other	111	29	91
Total	2,179	1,389	2,012



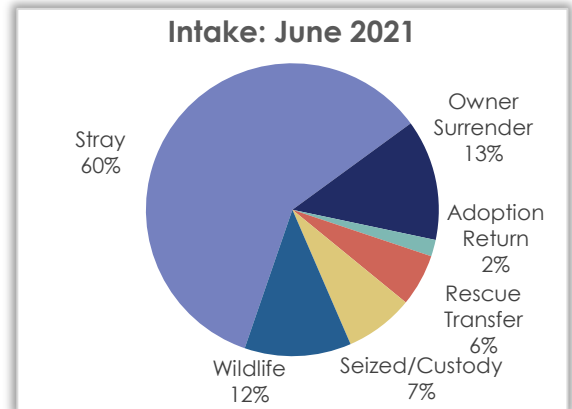
2021 Intake by Month



Monthly Operations Report - June 2021

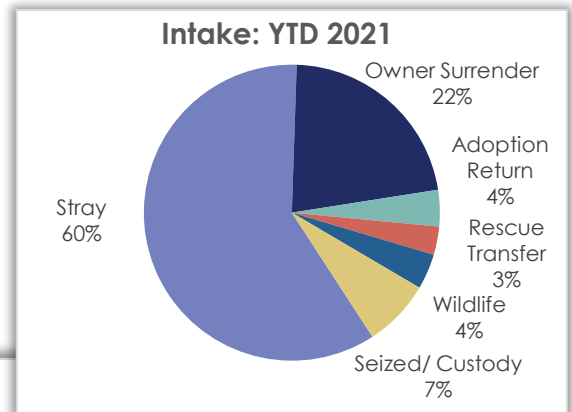
Intake by Type – Month/Year Comparison

Intake Type	June 2021	June 2020	June 2019
Stray	263	316	349
Owner Surrender	113	43	55
Adoption Return	18	8	16
Rescue Transfer	12	10	14
Seized/Custody	44	18	37
Wildlife	44	-	-
Total	494	395	471

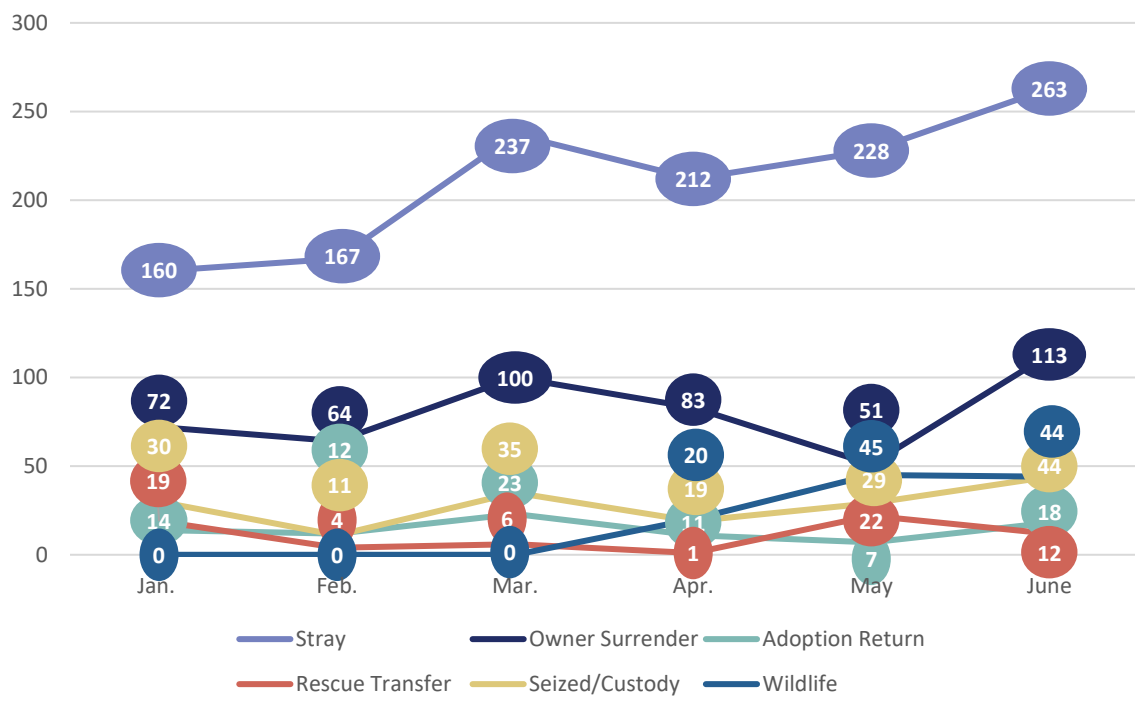


Intake by Type – YTD/Year Comparison

Intake Type	YTD 2021	YTD 2020	YTD 2019
Stray	1,267	1,006	1,329
Owner Surrender	483	227	321
Adoption Return	85	52	90
Rescue Transfer	64	22	24
Seized/Custody	168	88	254
Wildlife	109	-	-
Total	2,176	1,395	2,018



2021 Intake Type by Month



Monthly Operations Report - June 2021

Stray Intake

Stray Intake by Species – Month/Year Comparison

Species	June 2021	June 2020	June 2019
Dog	86	71	128
Cat	169	184	141
Other/Wildlife	8	61	80
Total	263	316	349

Owner Surrender

Owner Surrender by Species – Month/Year Comparison

Species	June 2021	June 2020	June 2019
Dog	19	15	22
Cat	89	22	22
Other	5	6	11
Total	113	43	55

Adoption Return

Adoption Returns by Species – Month/Year Comparison

Species	June 2021	June 2020	June 2019
Dog	12	4	15
Cat	6	4	1
Other	0	0	0
Total	18	8	16

Seized/Custody

Seized/Custody by Species – Month/Year Comparison

Species	June 2021	June 2020	June 2019
Dog	27	14	29
Cat	17	4	8
Other	0	0	0
Total	44	18	37



Monthly Operations Report - June 2021

Outcome Statistics – June 2021

Return to Owner

Return to Owner by Species – Month/Year Comparison

Species	June 2021	June 2020	June 2019
Dog	62	58	81
Cat	7	5	7
Total	69	63	88

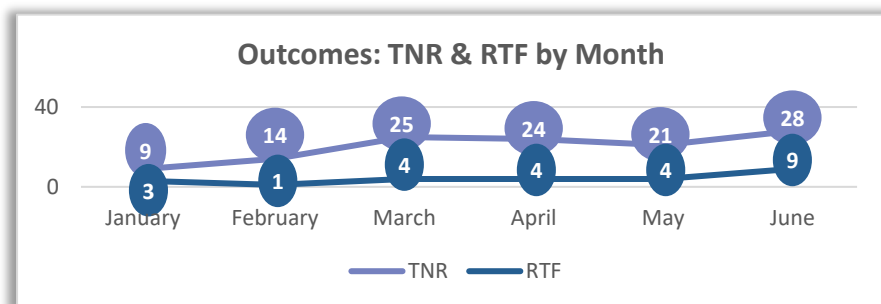
Return to Owner by Species – YTD/Year Comparison

Species	YTD 2021	YTD 2020	YTD 2019
Dog	339	232	346
Cat	24	19	42
Total	363	251	388

TNR and RTF

Trap-Neuter-Return and Return-to-Field Outcomes by Month

	January 2021	February 2021	March 2021	April 2021	May 2021	June 2021
TNR	9	14	25	24	21	28
RTF	3	1	4	4	4	9
	12	15	29	28	25	37



Wildlife

Wildlife Rehabilitation Month/Year and YTD/Year Comparisons June 2021

June 2021	June 2020	June 2019
22	16	40

YTD 2021

YTD 2021	YTD 2020	YTD 2019
58	31	59

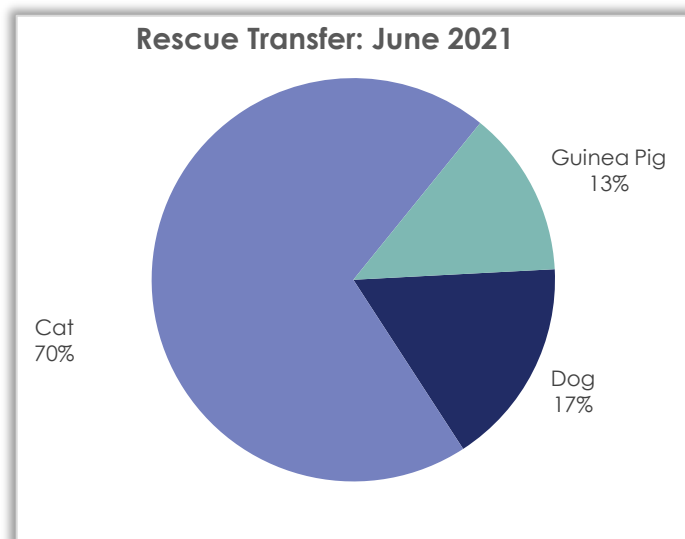


Monthly Operations Report - June 2021

Rescue Transfer

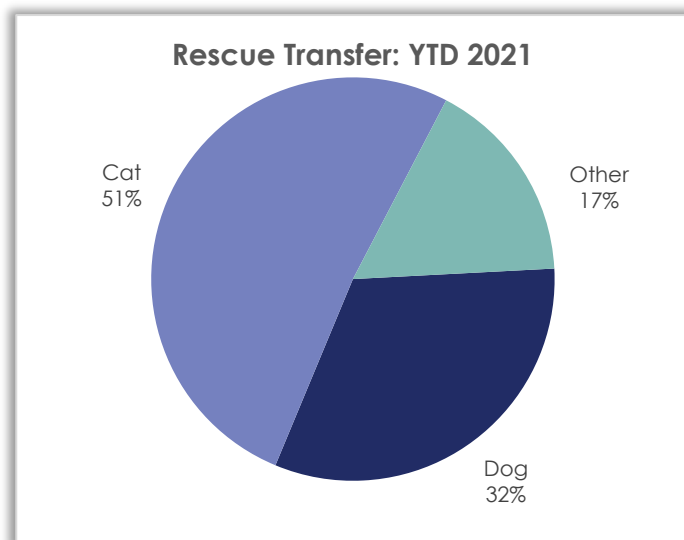
Rescue Transfer by Species – Month/Year Comparison

Species	June 2021	June 2020	June 2019
Dog	5	7	8
Cat	21	2	13
Guinea Pig	4	0	0
Turtle	0	1	0
Ferret	0	0	1
Snake	0	0	1
Total	30	10	23



Rescue Transfer by Species – YTD/Year Comparison

Species	YTD 2021	YTD 2020	YTD 2019
Dog	35	48	47
Cat	56	14	88
Other	18	2	8
Total	109	64	143

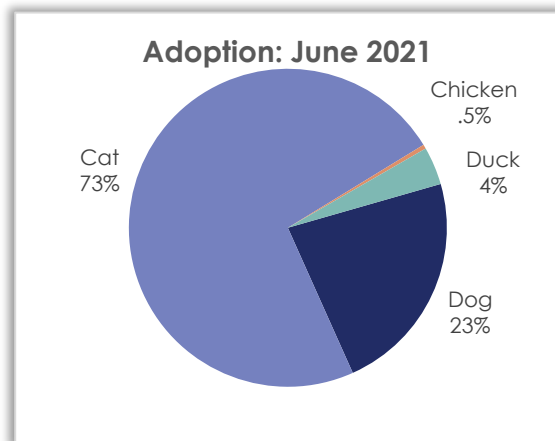


Monthly Operations Report - June 2021

Adoption

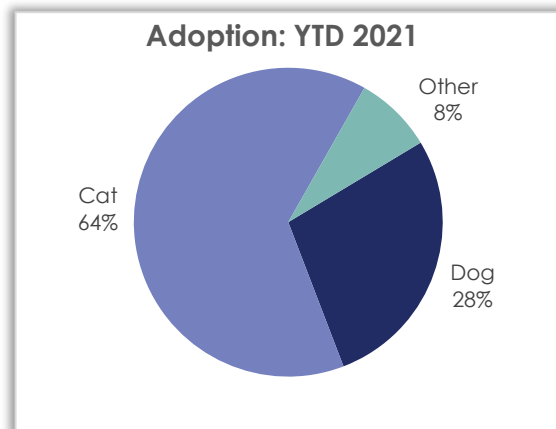
Adoption by Species – Month/Year Comparison

Species	June 2021	June 2020	June 2019
Dog	53	26	59
Cat	170	113	83
Chicken	1	0	0
Duck	9	0	0
Guinea Pig	0	1	1
Domestic Bird	0	2	0
Domestic Rabbit	0	1	3
Rat	0	5	0
Ferret	0	0	1
Gerbil	0	0	1
Tropical Fish	0	0	6
Hamster	0	0	1
Total	233	148	155

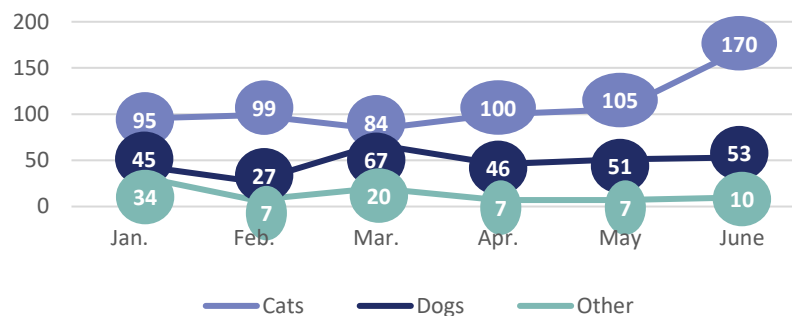


Adoption by Species – YTD/Year Comparison

Species	YTD 2021	YTD 2020	YTD 2019
Dog	289	177	341
Cat	666	347	367
Other	85	28	52
Total	1,040	552	760



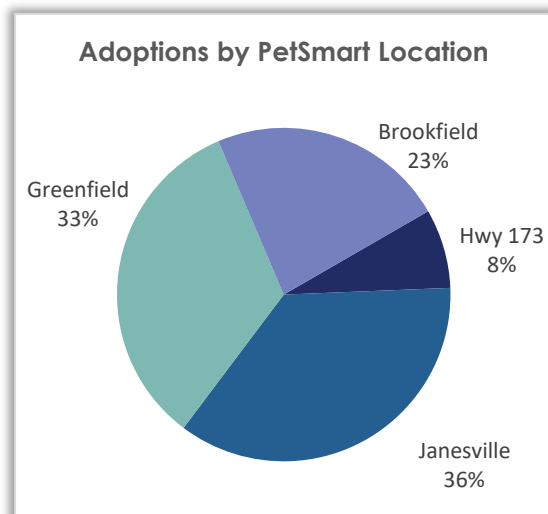
Adoption: 2021 Monthly Adoptions by Species



Monthly Operations Report - June 2021

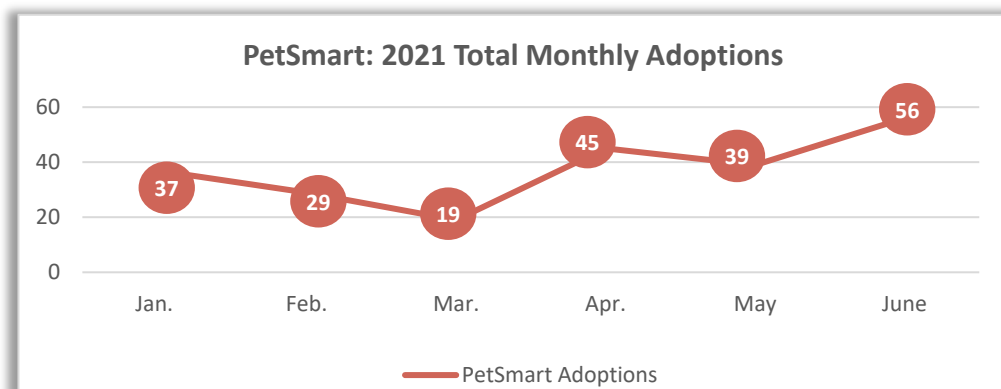
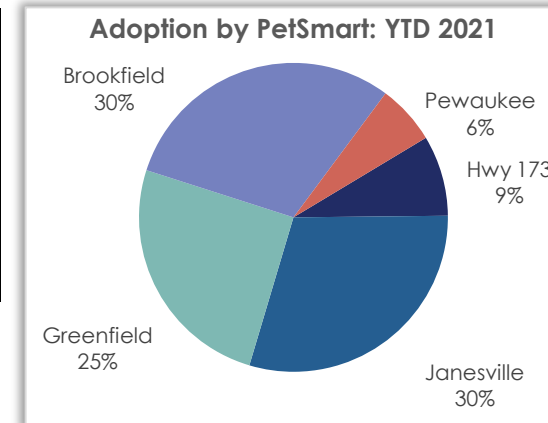
Off-site Adoptions by PetSmart Location – Month/Year Comparison

PetSmart Location	June 2021	June 2020	June 2019
Hwy 173	5	0	9
E. State St.	0	0	-
Janesville	14	0	-
Greenfield	15	0	10
Brookfield	18	18	11
Pewaukee	4	-	-
Total	56	18	30



Off-site Adoptions by PetSmart Location – YTD/Year Comparison

PetSmart Location	YTD 2021	YTD 2020	YTD 2019
Hwy 173	19	17	72
E. State St.	0	18	-
Janesville	67	9	-
Greenfield	57	30	38
Brookfield	68	46	37
Pewaukee	14	-	-
Total	225	120	147

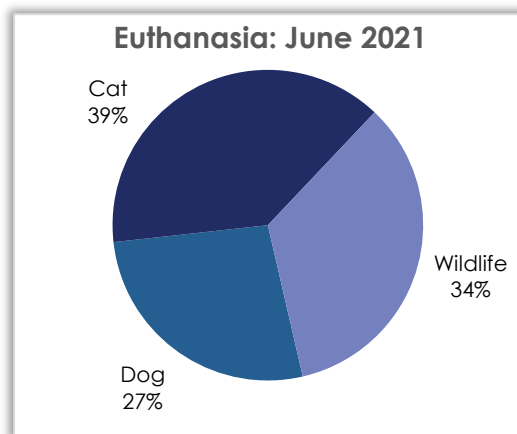


Monthly Operations Report - June 2021

Euthanasia

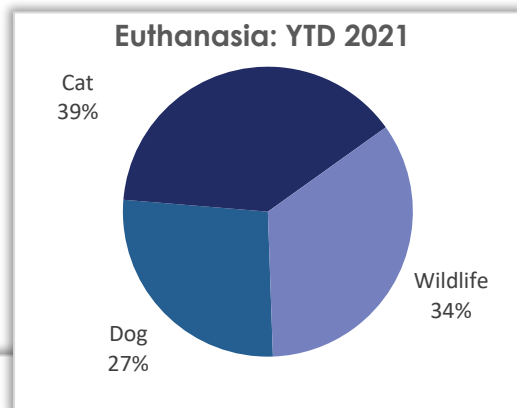
Euthanasia by Species – Month/Year Comparison

Species	June 2021	June 2020	June 2019
Dog	18	14	27
Cat	26	19	39
Guinea Pig	0	1	0
Domestic Rabbit	0	0	1
Wildlife	23	33	39
Total	67	67	106

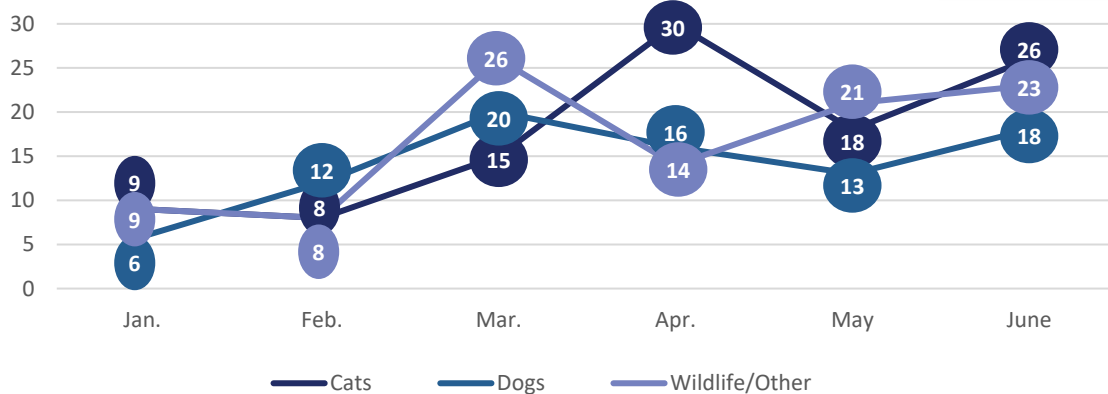


Euthanasia by Species – YTD/Year Comparison

Species	YTD 2021	YTD 2020	YTD 2019
Dog	85	72	123
Cat	106	136	131
Other	1	1	1
Wildlife	100	115	154
Total	292	324	409



Euthanasia: 2021 Monthly Euthanasia Count by Species



Monthly Operations Report - June 2021

Veterinary Operations – June 2021

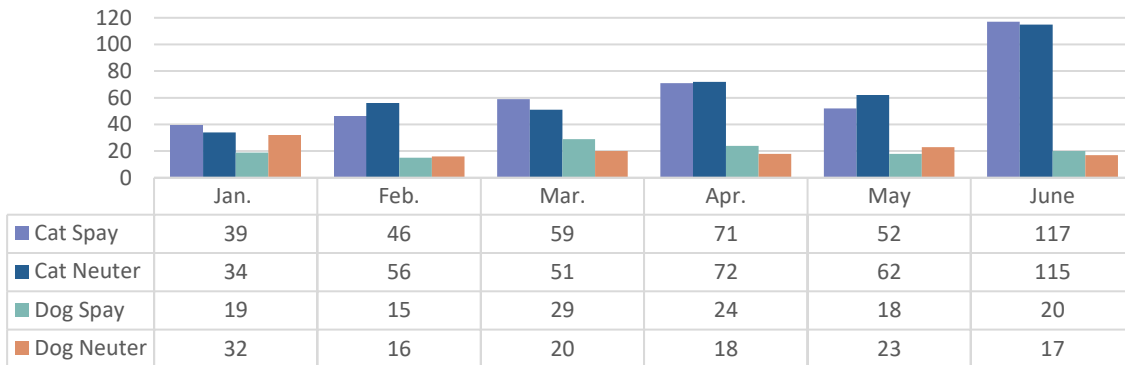
Spay/Neuter Surgeries – June Totals

	Dog	Cat	
Spay	20	117	137
Neuter	17	115	132
Total	37	232	269

Spay/Neuter Surgeries – YTD Totals

	Dog	Cat	
Spay	127	384	511
Neuter	112	399	511
Total	239	783	1,022

Veterinary - Spay/Neuter Surgeries - by Species by Month



Veterinary – Other Procedures - YTD by Month

Procedure	Jan	Feb	Mar	Apr	May	June	
Entropion	0	0	0	0	0	1	1
Repair Incision	0	0	0	0	0	1	1
Repair Umbilical Hernia	0	1	1	0	0	0	2
C-Section	0	0	0	1	0	0	1
Remove Growth	1	0	2	1	1	0	5
Treat/Close Wound	1	2	2	2	0	0	7
Ear Resection	0	2	0	0	0	0	2
Enucleation	0	0	1	1	1	8	11
Repair Cherry Eye	0	0	0	1	0	0	1
Tail Amputation	0	0	1	0	0	0	1
Leg Amputation	0	0	1	0	0	0	1
FHO	0	0	1	0	0	0	1
Remove Ovarian Tissue	0	0	0	0	1	0	1
Cystotomy	0	0	1	0	0	0	1
	2	5	10	6	3	10	36

