

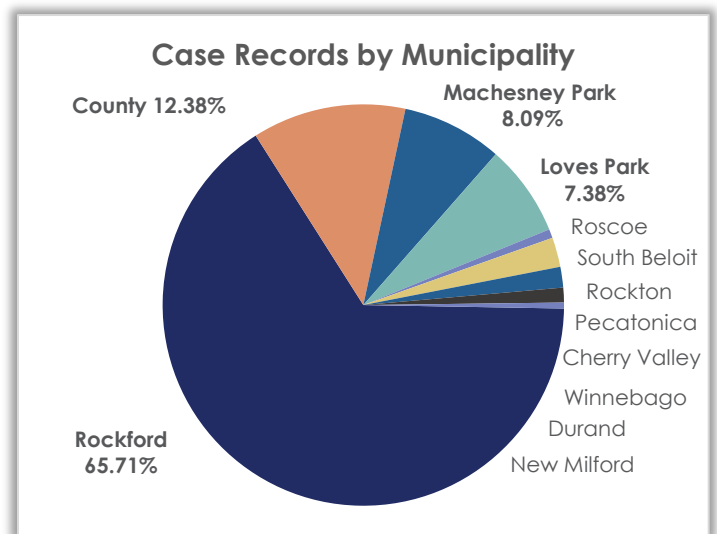
Monthly Operations Report – February 2022

Field Services Case Records – February 2022

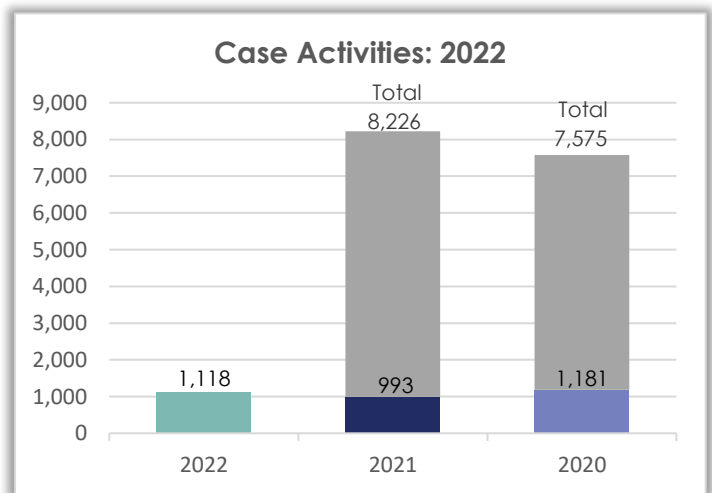
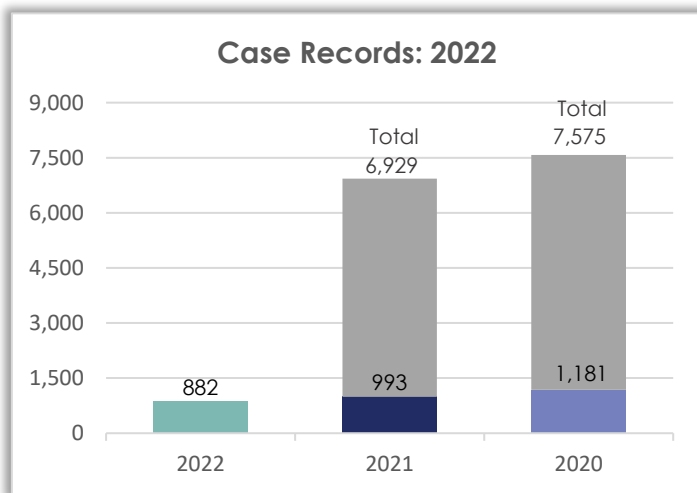
PLEASE NOTE: WCAS transitioned to a new data management system at the beginning of April 2021. Due to this transition, the way in which field services-related incidents are tallied has changed. Beginning April of 2021, these totals reflect one case record per call/reported incident. (A case record is comprised of all activities completed by staff in relation to an incident.) Previously, the totals presented in this portion of the report were a tally of all individual activities that had been completed.

Case Records by Municipality – Month/Year Comparison

Municipality	Feb. 2022	Feb. 2021	Feb. 2020
Rockford	276	318	463
County	52	77	101
Machesney Park	34	30	50
Loves Park	31	56	56
Rockton	3	1	12
Roscoe	10	7	12
South Beloit	7	10	13
Durand	0	0	0
Pecatonica	0	1	1
Winnebago	5	1	1
New Milford	0	1	2
Cherry Valley	2	2	1
Boone County	0	0	0
Total	420	504	712



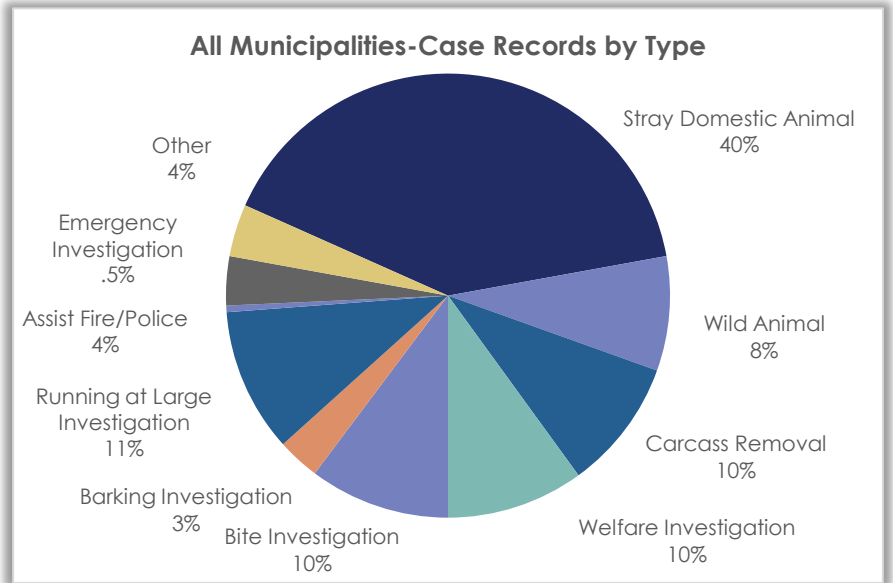
All Municipalities – Case Records & Activities: Year Comparison



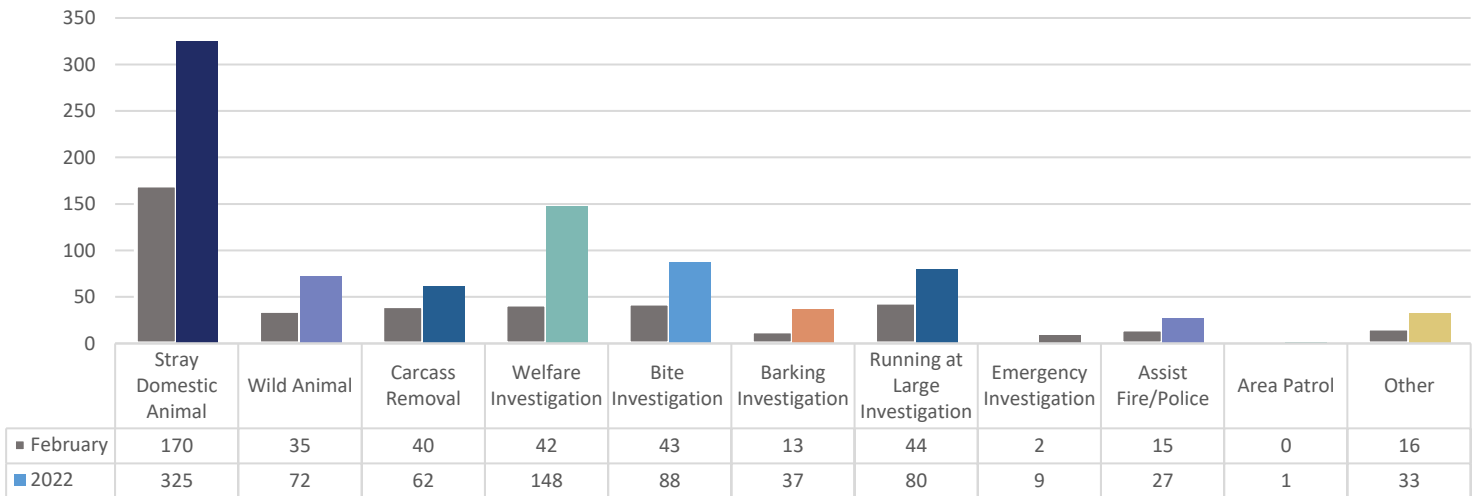
Monthly Operations Report – February 2022

Case Records for All Municipalities by Case Record Type

Case Record Types	Feb. 2022
Stray Domestic Animal	170
Wild Animal	35
Carcass Removal	40
Welfare Investigation	42
Bite Investigation	43
Barking Investigation	13
Running at Large Investigation	44
Emergency Investigation	2
Assist Fire/Police Dept.	15
Area Patrol	0
Other	16
	420



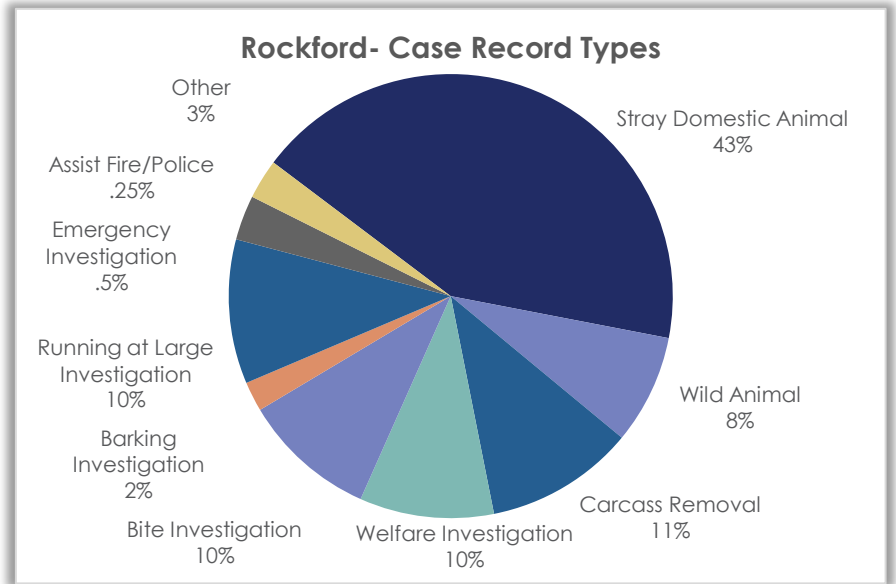
Case Records by Type: Month/Year Comparison



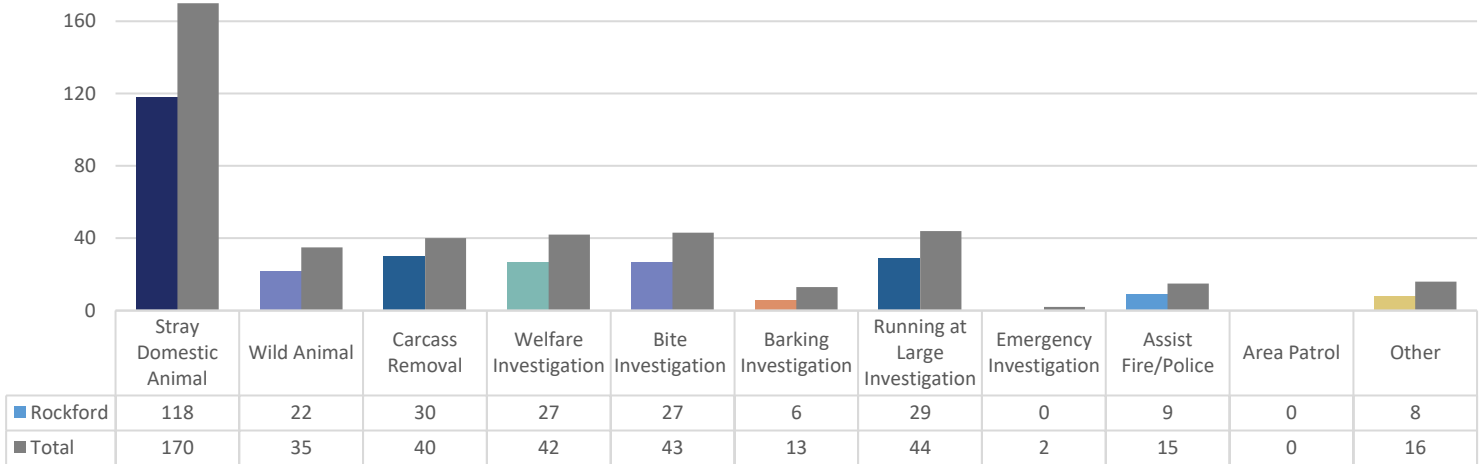
Monthly Operations Report – February 2022

Case Records for Rockford by Case Record Type

Case Record Types	Feb. 2022
Stray Domestic Animal	118
Wild Animal	22
Carcass Removal	30
Welfare Investigation	27
Bite Investigation	27
Barking Investigation	6
Running at Large Investigation	29
Emergency Investigation	0
Assist Fire/Police Dept.	9
Area Patrol	0
Other	8
	276



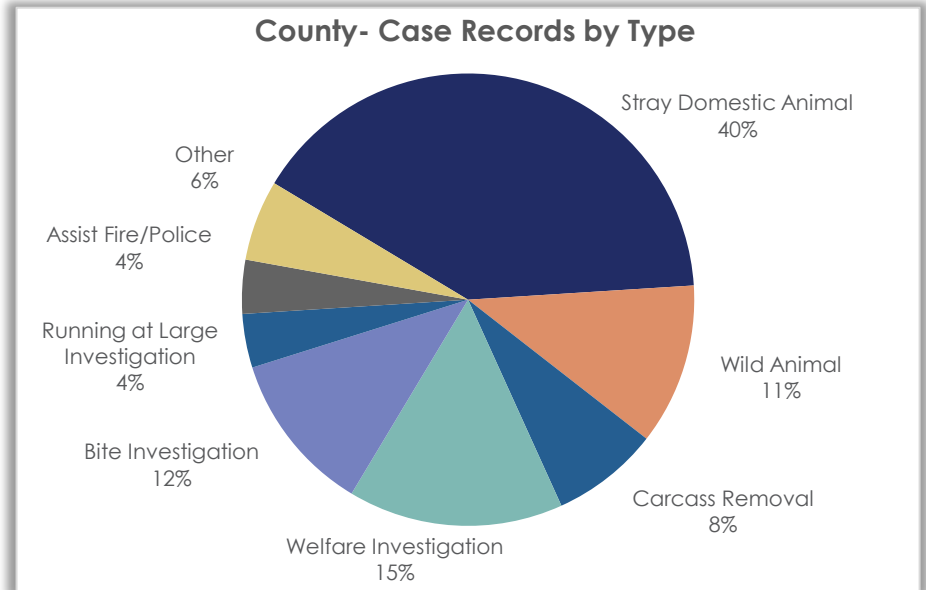
Case Records by Type: Rockford vs. Total Comparison



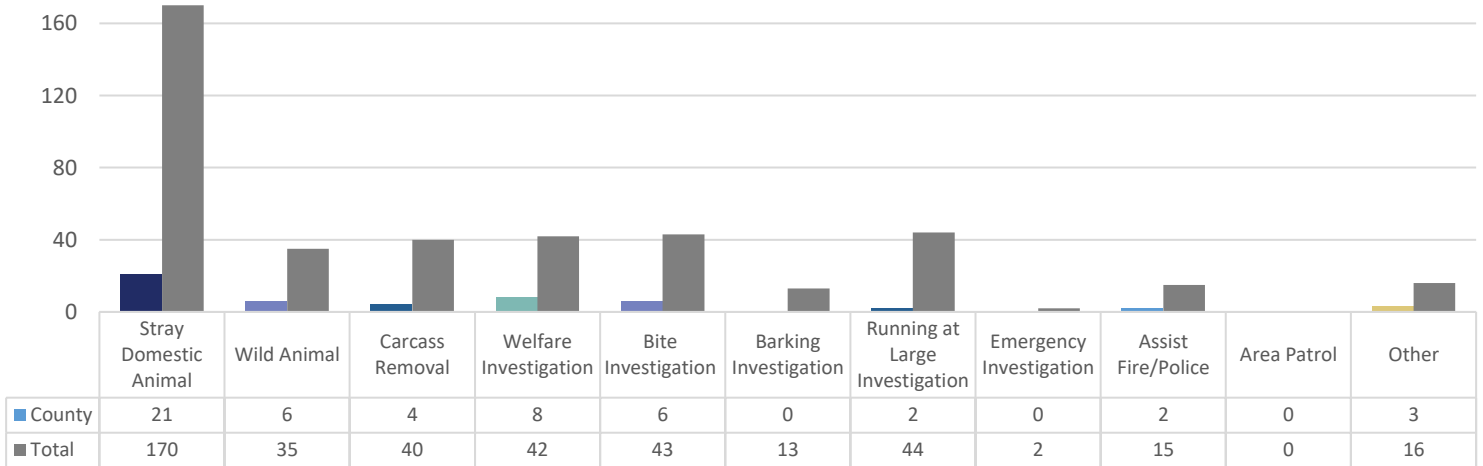
Monthly Operations Report – February 2022

Case Records for the County by Case Record Type

Case Record Types	Feb. 2022
Stray Domestic Animal	21
Wild Animal	6
Carcass Removal	4
Welfare Investigation	8
Bite Investigation	6
Barking Investigation	0
Running at Large Investigation	2
Emergency Investigation	0
Assist Fire/Police Dept.	2
Area Patrol	0
Other	3
	52



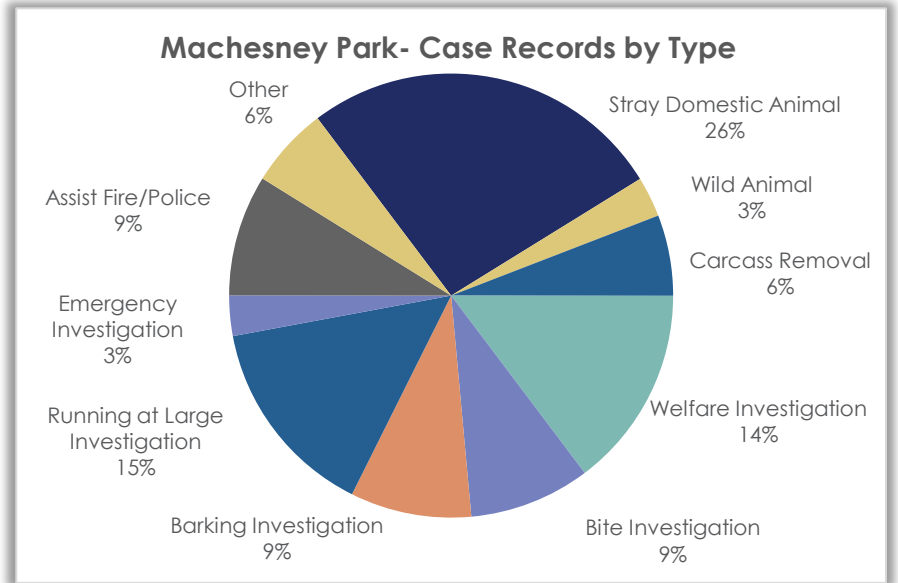
Case Records by Type: Comparison- County vs. Total



Monthly Operations Report – February 2022

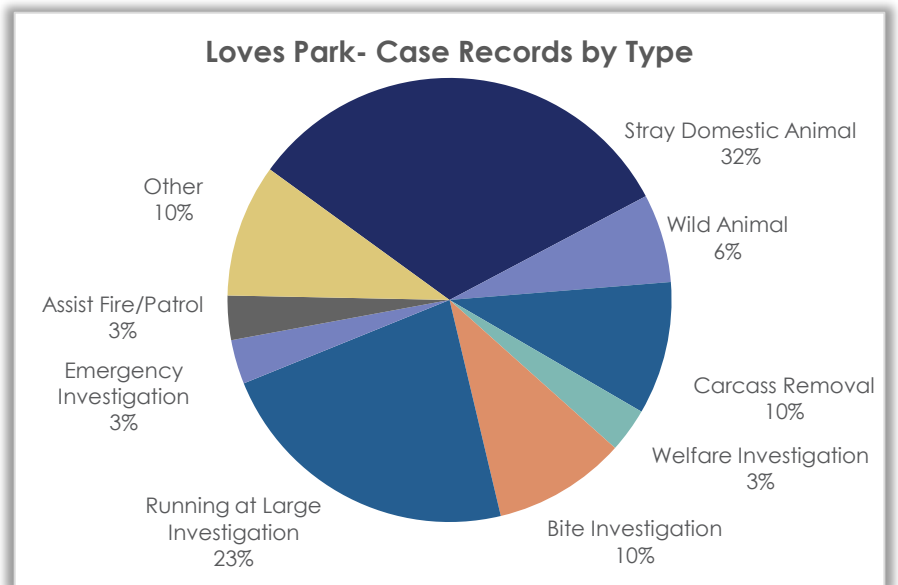
Case Records for Machesney Park by Case Record Type

Case Record Types	Feb. 2022
Stray Domestic Animal	9
Wild Animal	1
Carcass Removal	2
Welfare Investigation	5
Bite Investigation	3
Barking Investigation	3
Running at Large Investigation	5
Emergency Investigation	1
Assist Fire/Police Dept.	3
Area Patrol	0
Other	2
	34



Case Records for Loves Park by Case Record Type

Case Record Types	Feb. 2022
Stray Domestic Animal	10
Wild Animal	2
Carcass Removal	3
Welfare Investigation	1
Bite Investigation	3
Barking Investigation	0
Running at Large Investigation	7
Emergency Investigation	1
Assist Fire/Police Dept.	1
Area Patrol	0
Other	3
	31

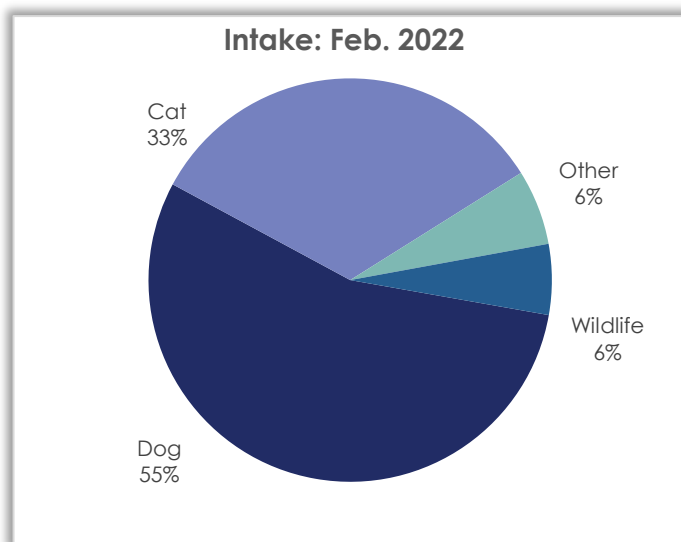


Monthly Operations Report – February 2022

Intake Statistics – Feb. 2022

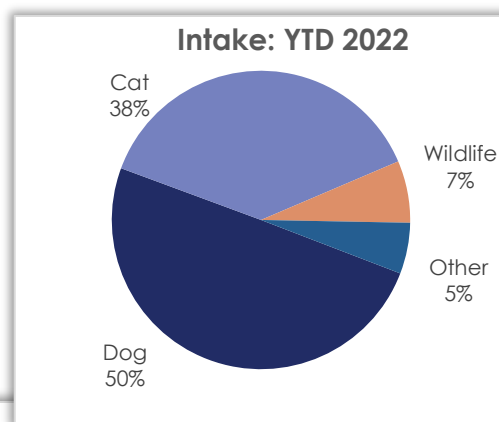
Intake by Species – Month/Year Comparison

Species	Feb. 2022	Feb. 2021	Feb. 2020
Dog	146	104	103
Cat	88	131	137
Domestic Rabbit	10	6	2
Domestic Bird	0	0	2
Guinea Pig	6	0	2
Wildlife	15	13	10
Total	265	254	256

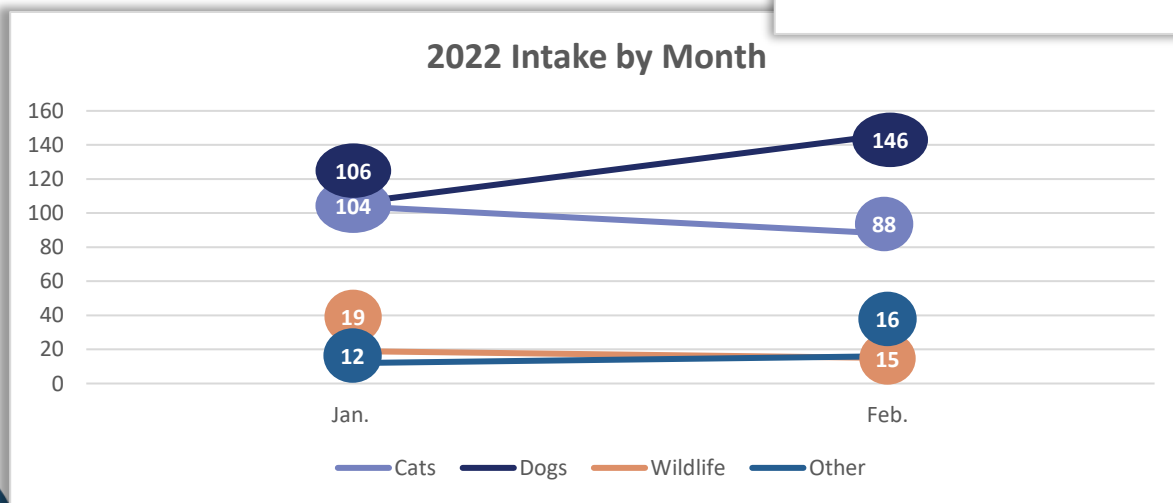


Intake by Species –Year Comparison

Species	YTD 2022	YTD 2021	YTD 2020
Dog	252	209	222
Cat	192	262	279
Wildlife	34	21	18
Other	28	57	8
Total	506	549	527



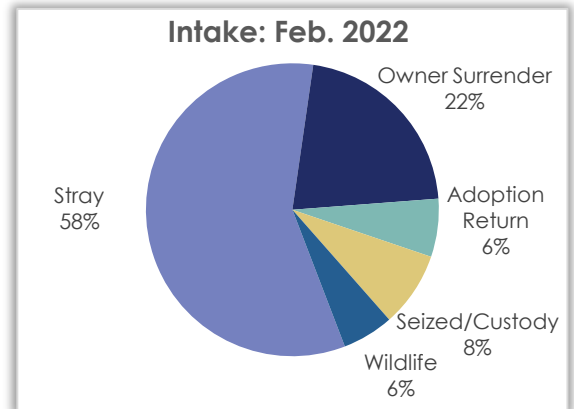
2022 Intake by Month



Monthly Operations Report – February 2022

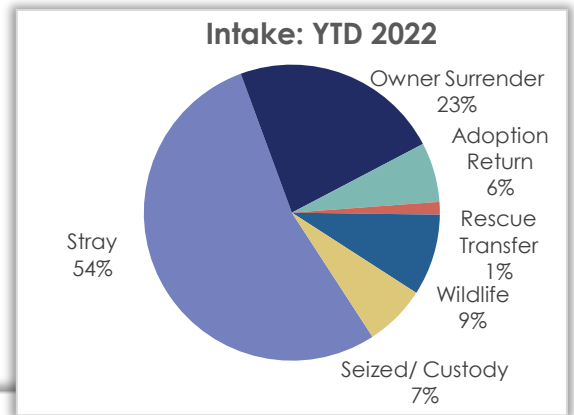
Intake by Type – Month/Year Comparison

Intake Type	Feb. 2022	Feb. 2021	Feb. 2020
Stray	154	167	167
Owner Surrender	57	64	63
Adoption Return	17	12	15
Rescue Transfer	0	4	0
Seized/Custody	22	11	11
Wildlife	15	0	0
Total	265	258	256

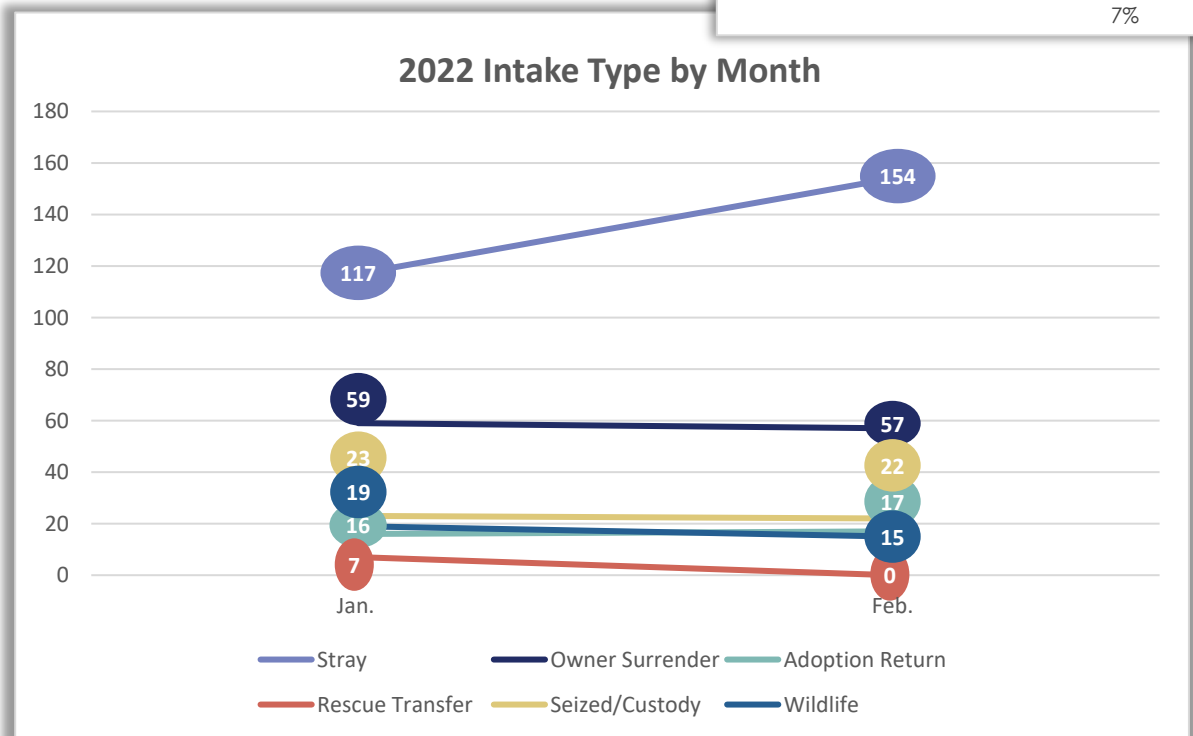


Intake by Type – YTD/Year Comparison

Intake Type	YTD 2022	YTD 2021	YTD 2020
Stray	271	327	333
Owner Surrender	116	136	129
Adoption Return	33	26	27
Rescue Transfer	7	23	9
Seized/Custody	45	41	29
Wildlife	34	0	0
Total	506	553	527



2022 Intake Type by Month



Monthly Operations Report – February 2022

Stray Intake

Stray Intake by Species – Month/Year Comparison

Species	Feb. 2022	Feb. 2021	Feb. 2020
Dog	85	56	71
Cat	64	98	85
Other/Wildlife	5	13	11
Total	154	167	167

Owner Surrender

Owner Surrender by Species – Month/Year Comparison

Species	Feb. 2022	Feb. 2021	Feb. 2020
Dog	34	34	19
Cat	13	24	41
Other	4	6	3
Total	51	64	63

Adoption Return

Adoption Returns by Species – Month/Year Comparison

Species	Feb. 2022	Feb. 2021	Feb. 2020
Dog	8	5	6
Cat	8	7	9
Other	1	0	0
Total	17	12	15

Seized/Custody

Seized/Custody by Species – Month/Year Comparison

Species	Feb. 2022	Feb. 2021	Feb. 2020
Dog	19	0	7
Cat	3	11	2
Other	0	0	2
Total	22	11	11



Monthly Operations Report – February 2022

Outcome Statistics – Feb. 2022

Return to Owner

Return to Owner by Species – Month/Year Comparison

Species	Feb. 2022	Feb. 2021	Feb. 2020
Dog	55	39	44
Cat	9	0	4
Other	0	0	0
Total	64	39	48

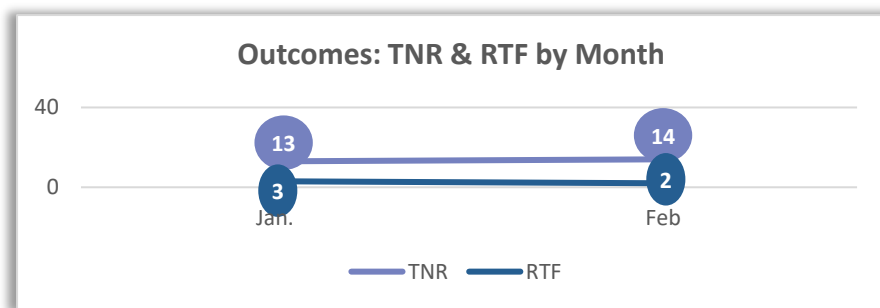
Return to Owner by Species – YTD/Year Comparison

Species	YTD 2022	YTD 2021	YTD 2020
Dog	96	82	78
Cat	14	2	8
Other	0	0	0
Total	110	84	86

TNR and RTF

Trap-Neuter-Return and Return-to-Field Outcomes by Month

	Jan.	Feb.	
TNR	13	14	27
RTF	3	2	5
	16	16	



Wildlife

Wildlife Rehabilitation Month/Year and Year Comparisons

Feb. 2022	Feb. 2021	Feb. 2020
1	1	0

YTD 2022	YTD 2021	YTD 2020
4	1	0

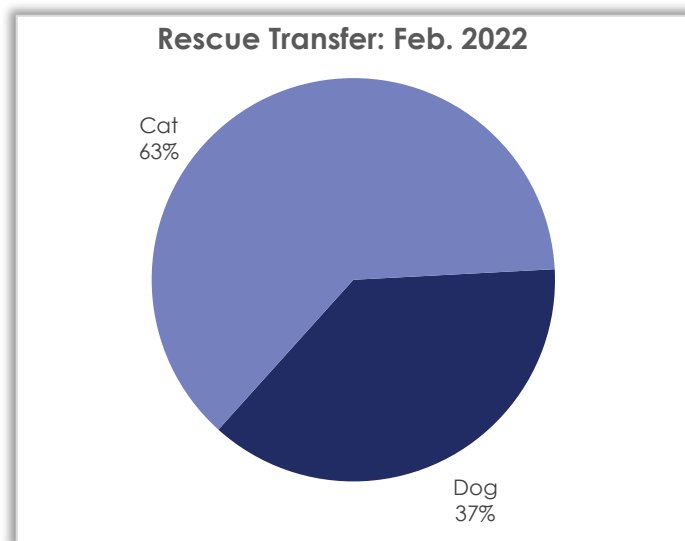


Monthly Operations Report – February 2022

Rescue Transfer

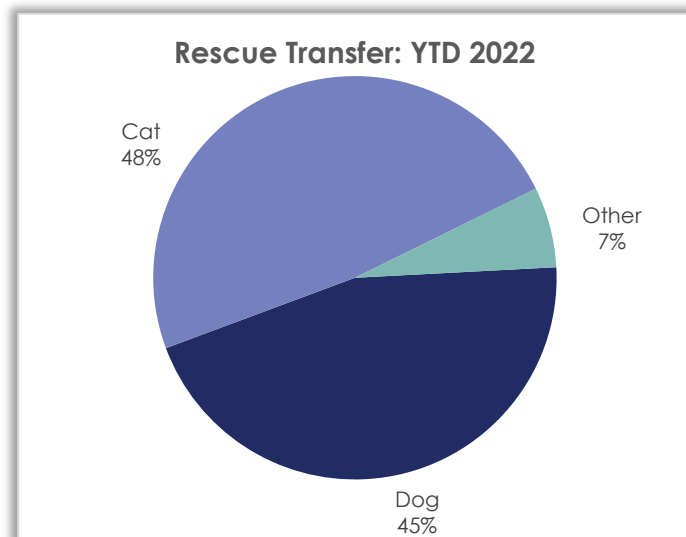
Rescue Transfer by Species – Month/Year Comparison

Species	Feb. 2022	Feb. 2021	Feb. 2020
Dog	9	6	8
Cat	15	3	3
Total	24	9	11



Rescue Transfer by Species – YTD/Year Comparison

Species	YTD 2022	YTD 2021	YTD 2020
Dog	14	15	16
Cat	15	8	7
Other	2	8	0
Total	31	31	23

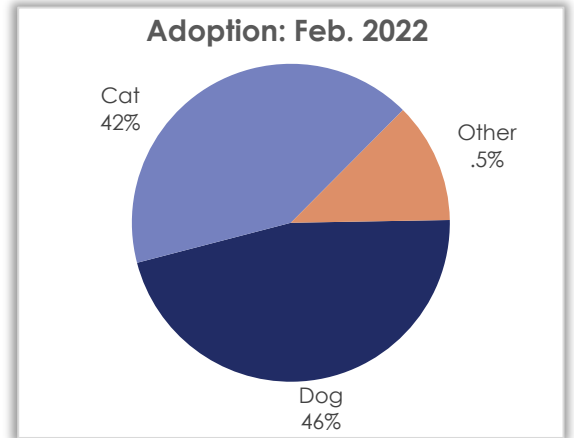


Monthly Operations Report – February 2022

Adoption

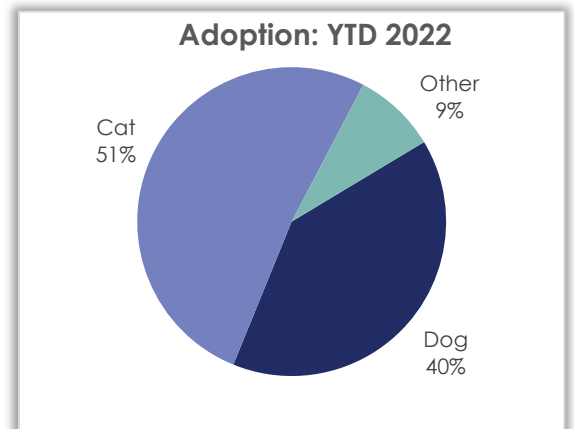
Adoption by Species – Month/Year Comparison

Species	Feb. 2022	Feb. 2021	Feb. 2020
Dog	49	27	44
Cat	44	99	69
Domestic Rabbit	11	2	0
Domestic Bird	0	5	2
Guinea Pig	2	0	2
Total	106	133	117

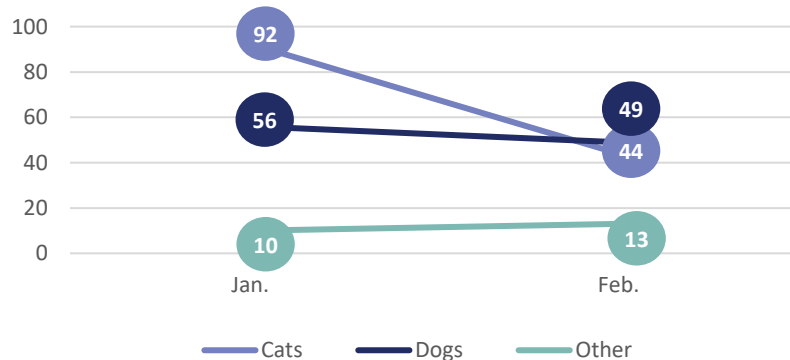


Adoption by Species – YTD/Year Comparison

Species	YTD 2022	YTD 2021	YTD 2020
Dog	105	72	87
Cat	136	194	122
Other	23	41	7
Total	264	307	216



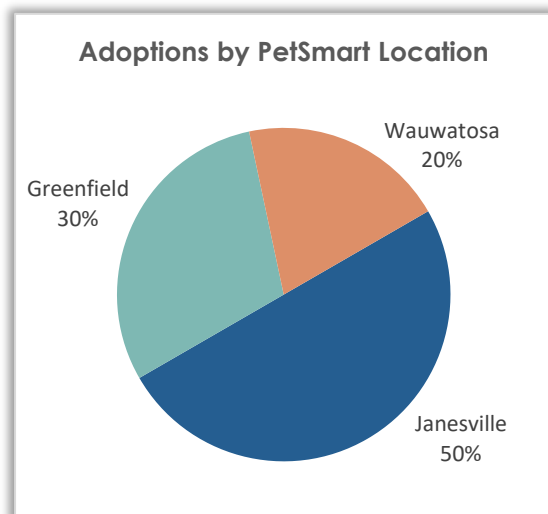
Adoption: 2022 Monthly Adoptions by Species



Monthly Operations Report – February 2022

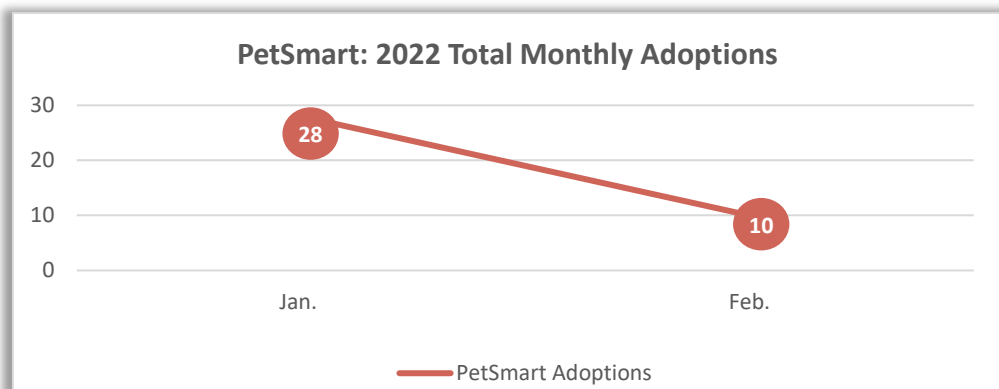
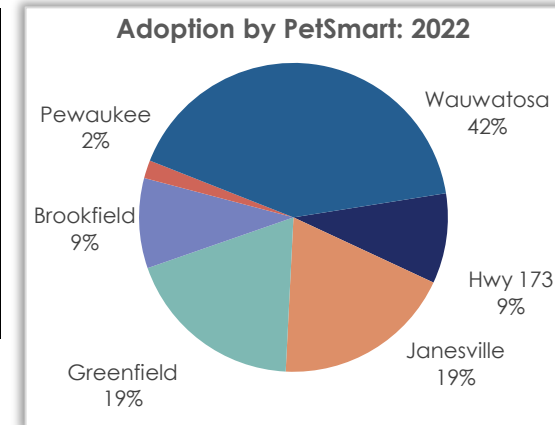
Off-site Adoptions by PetSmart Location – Month/Year Comparison

PetSmart Location	Feb. 2022	Feb. 2021	Feb. 2020
Hwy 173	0	1	8
E. State St.	0	0	5
Janesville	5	10	2
Greenfield	3	8	11
Brookfield	0	8	14
Pewaukee	0	2	-
Wauwatosa	2	0	-
Total	10	29	40



Off-site Adoptions by PetSmart Location – YTD/Year Comparison

PetSmart Location	YTD 2022	YTD 2021	YTD 2020
Hwy 173	5	3	11
E. State St.	0	0	12
Janesville	10	19	6
Greenfield	10	15	18
Brookfield	5	23	18
Pewaukee	1	6	-
Wauwatosa	7	-	-
Total	38	66	65

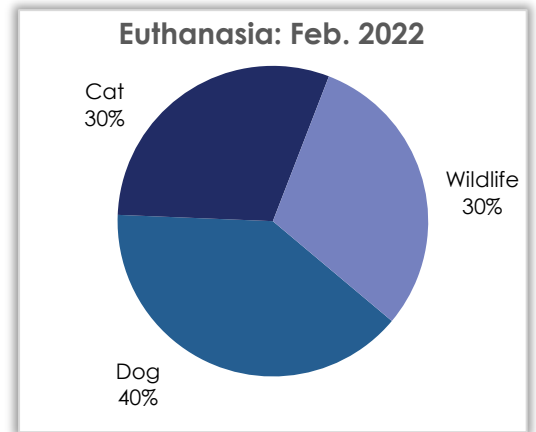


Monthly Operations Report – February 2022

Euthanasia

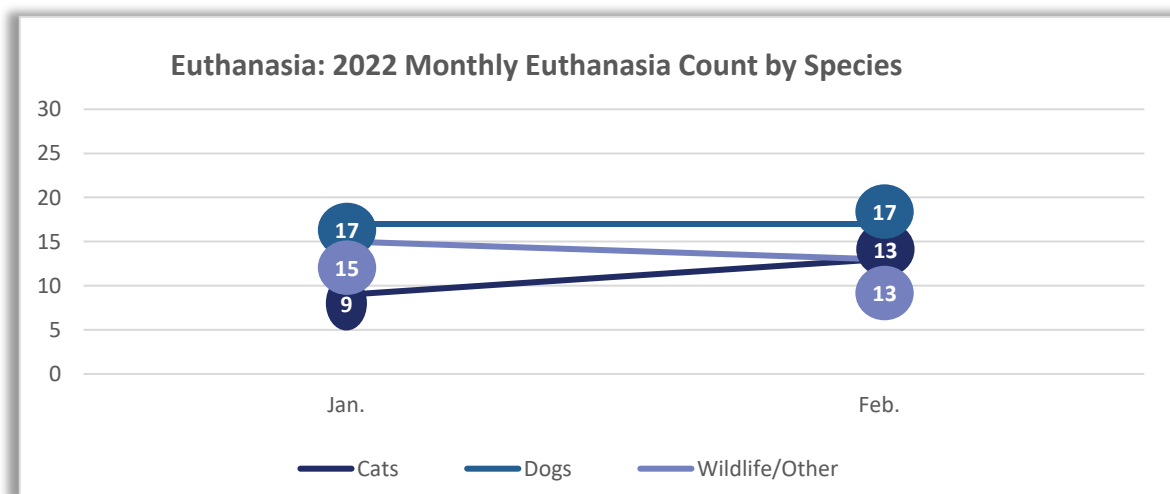
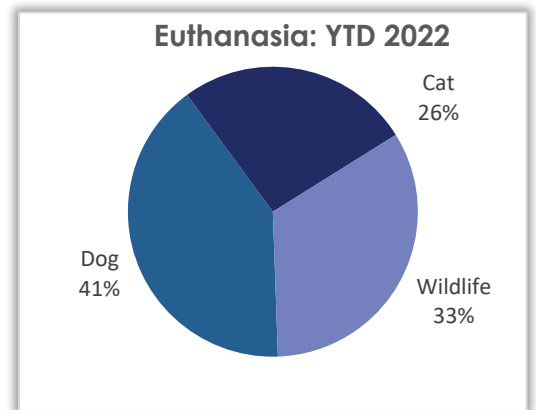
Euthanasia by Species – Month/Year Comparison

Species	Feb. 2022	Feb. 2021	Feb. 2020
Dog	17	12	21
Cat	13	8	30
Other	0	0	0
Wildlife	13	8	9
Total	43	28	60



Euthanasia by Species – YTD/Year Comparison

Species	YTD 2022	YTD 2021	YTD 2020
Dog	34	18	34
Cat	22	17	83
Other	0	1	0
Wildlife	28	16	17
Total	84	52	134



Monthly Operations Report – February 2022

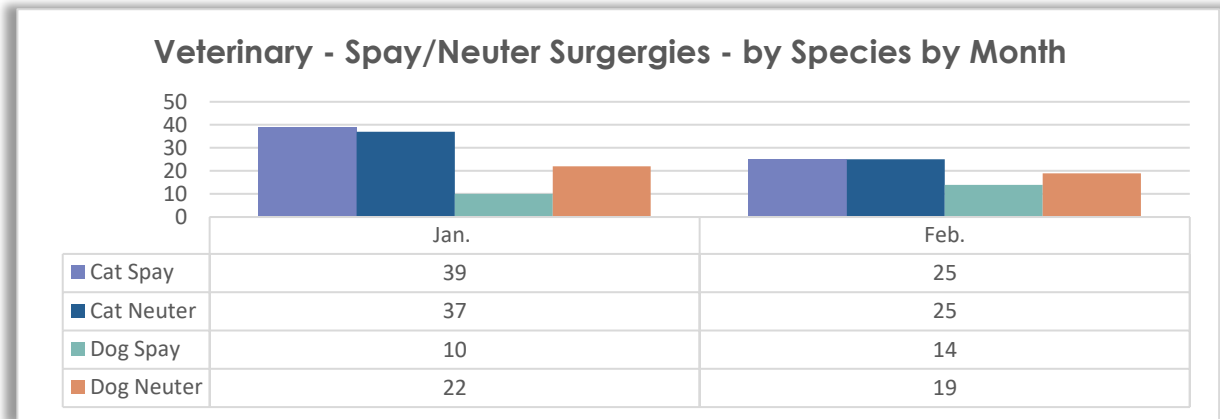
Veterinary Operations – Feb. 2022

Spay/Neuter Surgeries – Feb. Totals

	Dog	Cat	
Spay	14	25	39
Neuter	19	25	44
Total	33	50	83

Spay/Neuter Surgeries – Year Totals

	Dog	Cat	
Spay	24	64	88
Neuter	41	62	103
Total	65	126	191



Veterinary – Other Procedures - 2022 by Month

Procedure	Jan	Feb	
Entropion	0	0	0
Repair Incision	0	0	0
Repair Umbilical Hernia	2	0	2
C-Section	0	0	0
Remove Growth	2	1	3
Treat/Close Wound	0	1	1
Ear Resection	0	0	0
Enucleation	0	3	3
Repair Cherry Eye	0	0	0
Tail Amputation	0	0	0
Leg Amputation	0	0	0
FHO	0	0	0
Remove Ovarian Tissue	0	0	0
Repair Prolapsed Uterus	0	0	0
Cystotomy	0	0	0
Ear Flap Amputation	0	0	0
	4	5	9

