

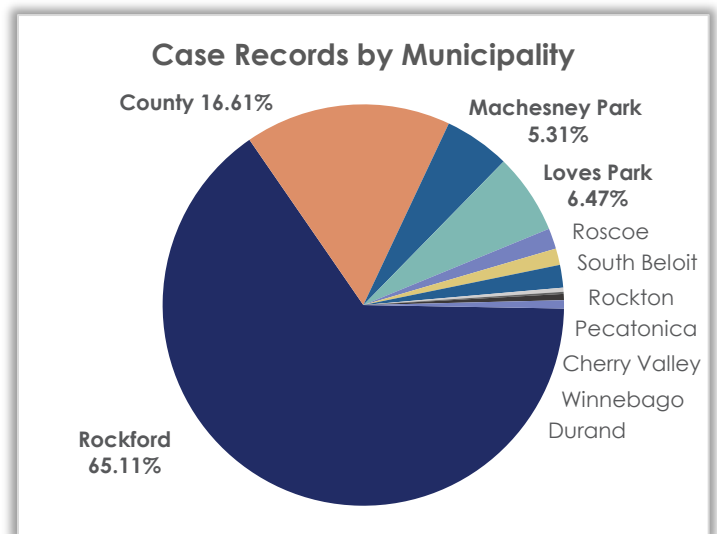
Monthly Operations Report – March 2022

Field Services Case Records – March 2022

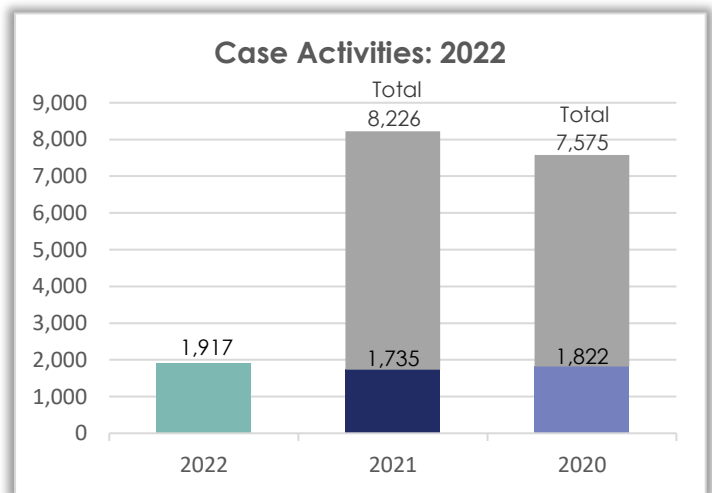
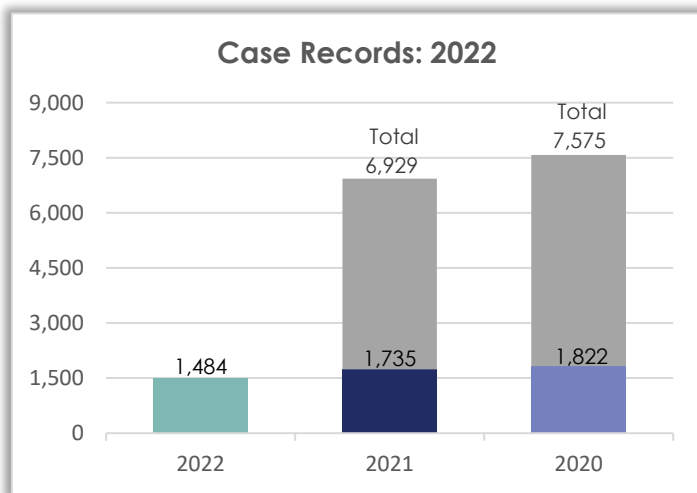
PLEASE NOTE: WCAS transitioned to a new data management system at the beginning of April 2021. Due to this transition, the way in which field services-related incidents are tallied has changed. Beginning April of 2021, these totals reflect one case record per call/reported incident. (A case record is comprised of all activities completed by staff in relation to an incident.) Previously, the totals presented in this portion of the report were a tally of all individual activities that had been completed.

Case Records by Municipality – Month/Year Comparison

Municipality	Mar. 2022	Mar. 2021	Mar. 2020
Rockford	392	478	432
County	100	107	82
Machesney Park	32	40	48
Loves Park	39	60	45
Rockton	10	10	8
Roscoe	8	17	6
South Beloit	11	20	9
Durand	2	0	0
Pecatonica	1	4	1
Winnebago	3	2	4
New Milford	0	0	2
Cherry Valley	4	4	4
Boone County	0	0	0
Total	602	742	641



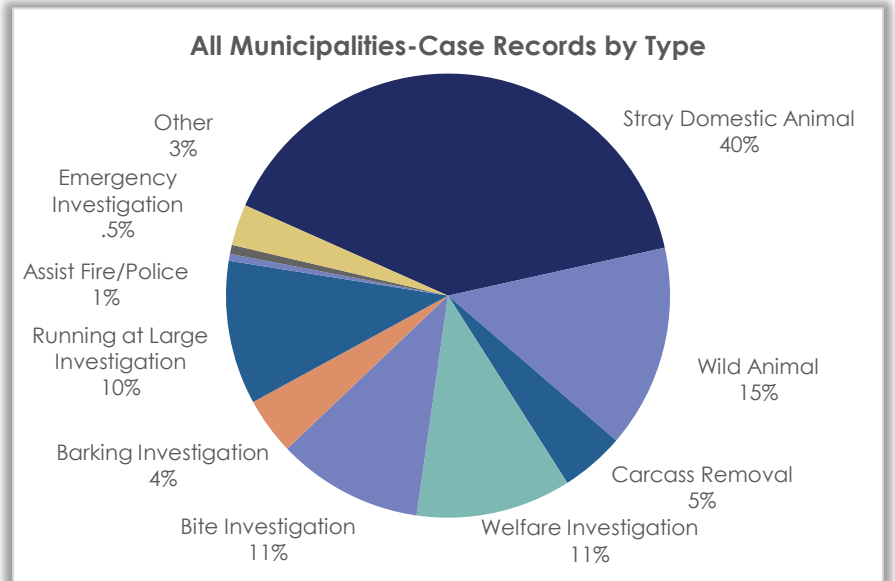
All Municipalities – Case Records & Activities: Year Comparison



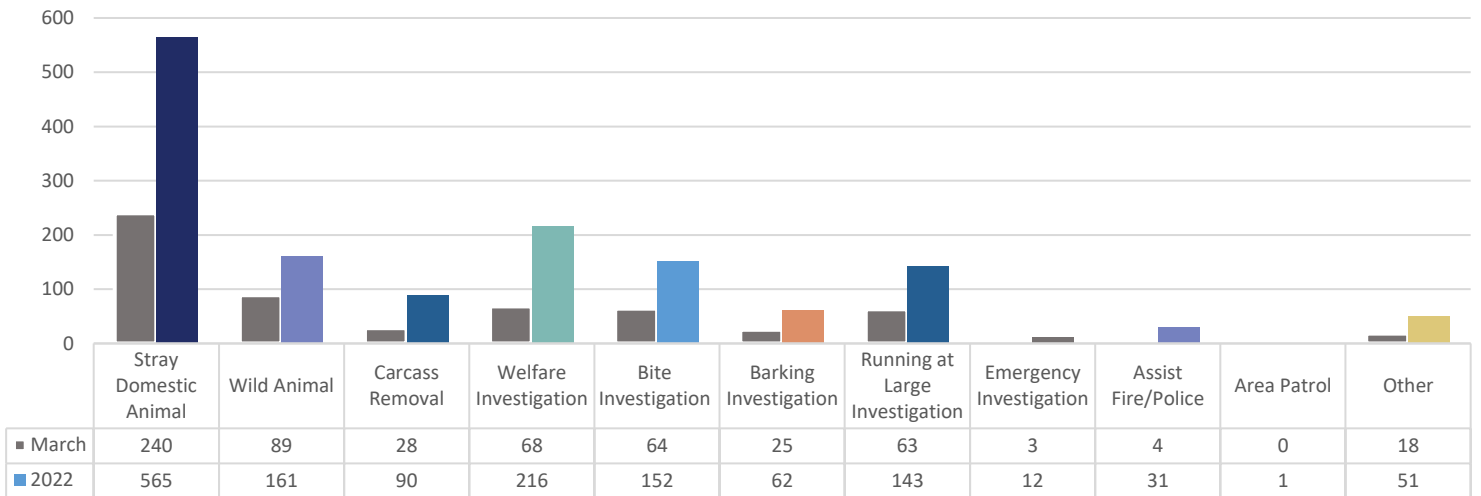
Monthly Operations Report – March 2022

Case Records for All Municipalities by Case Record Type

Case Record Types	Mar. 2022
Stray Domestic Animal	240
Wild Animal	89
Carcass Removal	28
Welfare Investigation	68
Bite Investigation	64
Barking Investigation	25
Running at Large Investigation	63
Emergency Investigation	3
Assist Fire/Police Dept.	4
Area Patrol	0
Other	18
	602



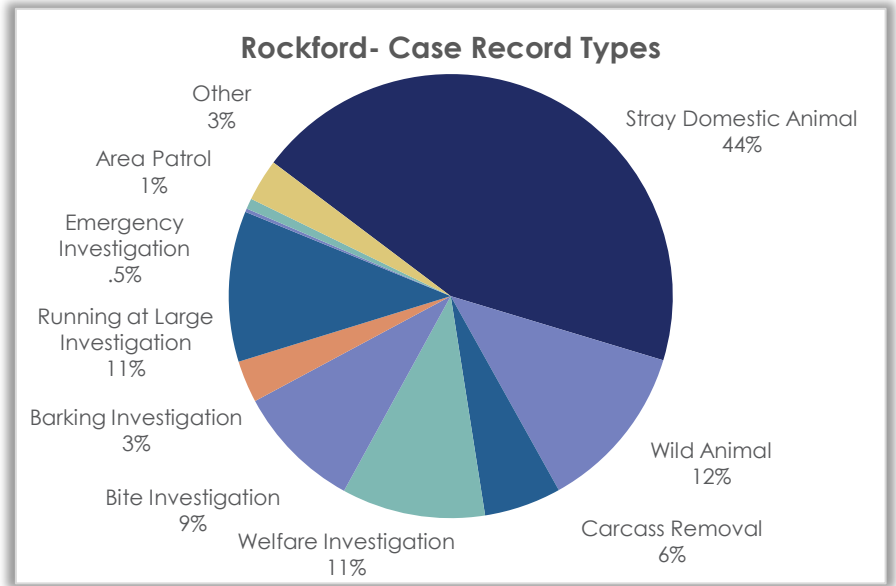
Case Records by Type: Month/Year Comparison



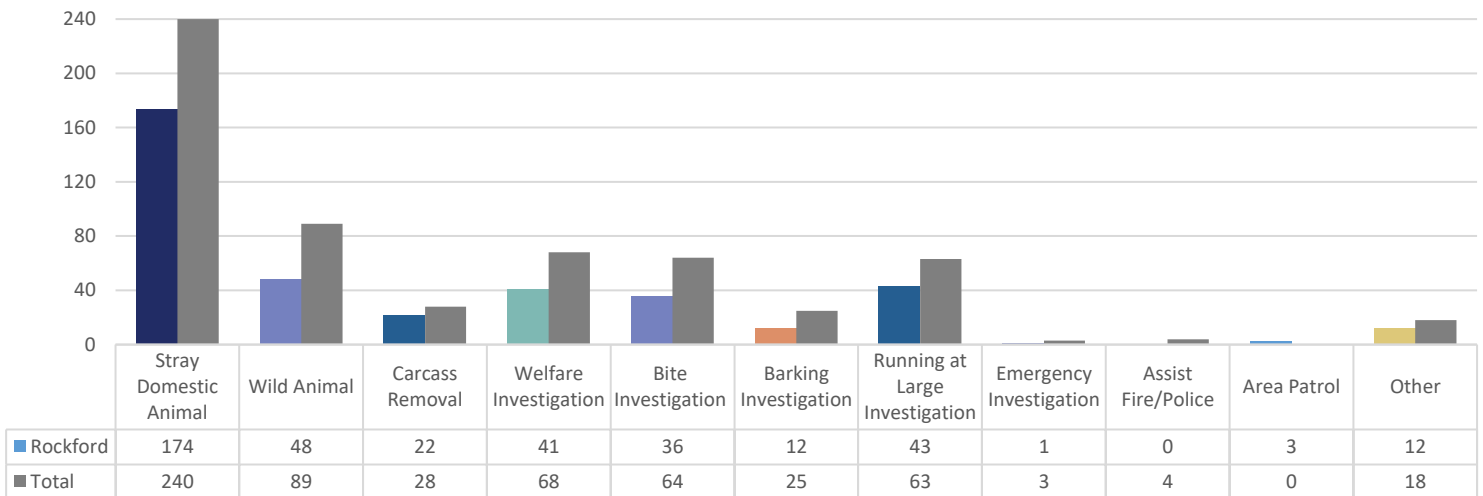
Monthly Operations Report – March 2022

Case Records for Rockford by Case Record Type

Case Record Types	Mar. 2022
Stray Domestic Animal	174
Wild Animal	48
Carcass Removal	22
Welfare Investigation	41
Bite Investigation	36
Barking Investigation	12
Running at Large Investigation	43
Emergency Investigation	1
Assist Fire/Police Dept.	0
Area Patrol	3
Other	12
	392



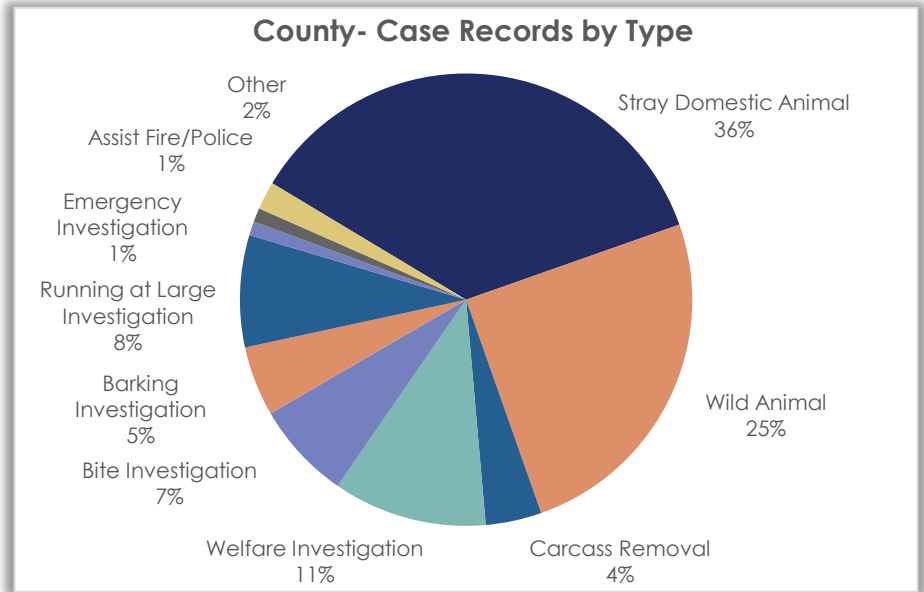
Case Records by Type: Rockford vs. Total Comparison



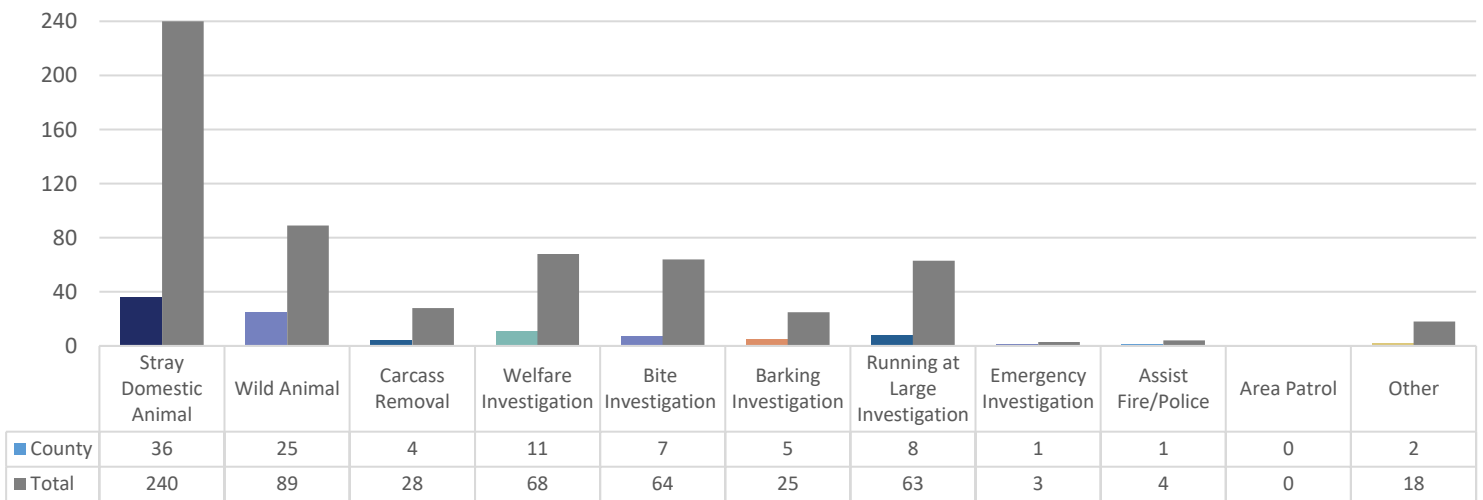
Monthly Operations Report – March 2022

Case Records for the County by Case Record Type

Case Record Types	Mar. 2022
Stray Domestic Animal	36
Wild Animal	25
Carcass Removal	4
Welfare Investigation	11
Bite Investigation	7
Barking Investigation	5
Running at Large Investigation	8
Emergency Investigation	1
Assist Fire/Police Dept.	1
Area Patrol	0
Other	2
	100



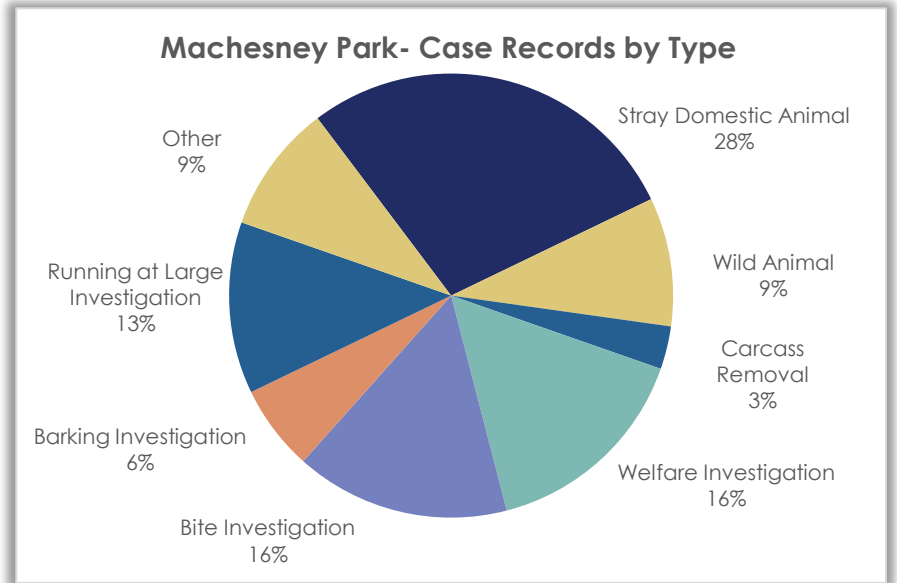
Case Records by Type: Comparison- County vs. Total



Monthly Operations Report – March 2022

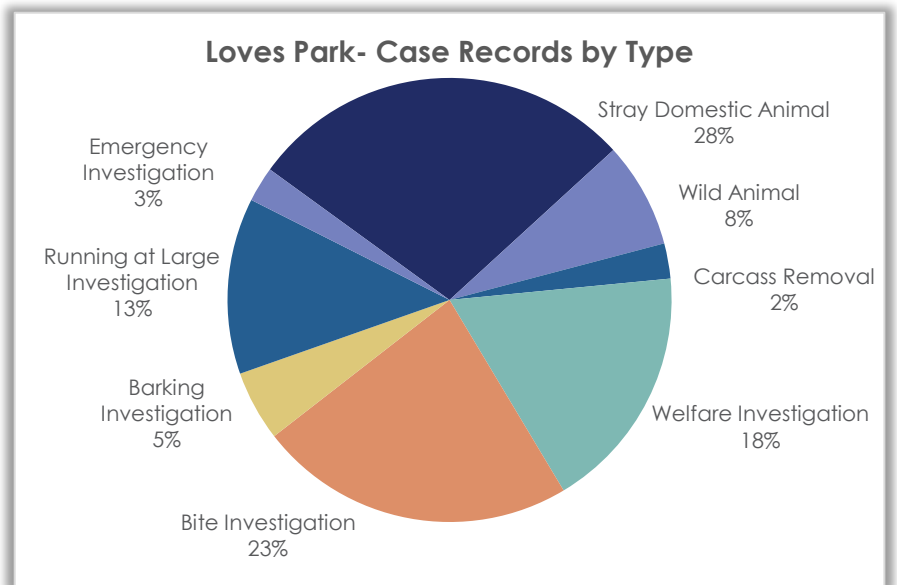
Case Records for Machesney Park by Case Record Type

Case Record Types	Mar. 2022
Stray Domestic Animal	9
Wild Animal	3
Carcass Removal	1
Welfare Investigation	5
Bite Investigation	5
Barking Investigation	2
Running at Large Investigation	4
Emergency Investigation	0
Assist Fire/Police Dept.	0
Area Patrol	0
Other	3
	32



Case Records for Loves Park by Case Record Type

Case Record Types	Mar. 2022
Stray Domestic Animal	11
Wild Animal	3
Carcass Removal	1
Welfare Investigation	7
Bite Investigation	9
Barking Investigation	2
Running at Large Investigation	5
Emergency Investigation	1
Assist Fire/Police Dept.	0
Area Patrol	0
Other	0
	39

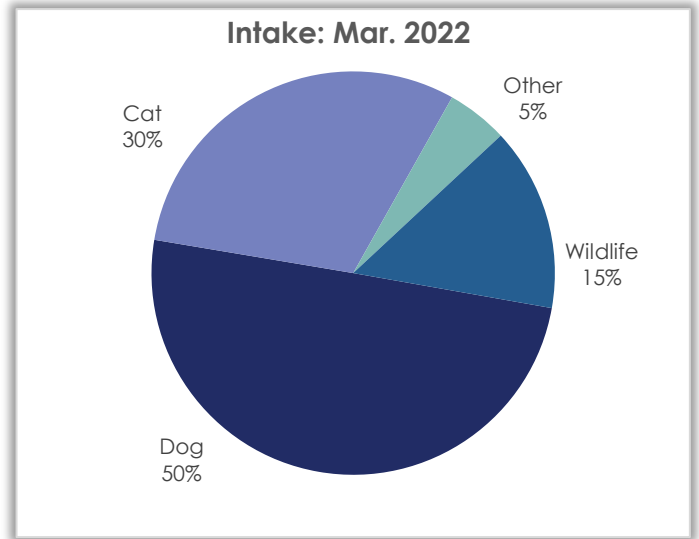


Monthly Operations Report – March 2022

Intake Statistics – March 2022

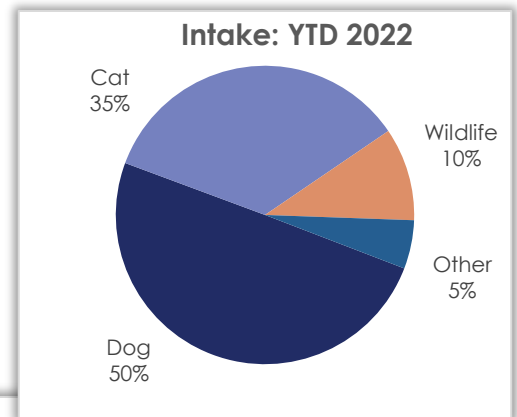
Intake by Species – Month/Year Comparison

Species	Mar. 2022	Mar. 2021	Mar. 2020
Dog	183	187	93
Cat	112	167	104
Domestic Rabbit	3	7	0
Domestic Bird	3	1	0
Guinea Pig	5	15	3
Goat	1	0	0
Rat	5	0	0
Hamster	1	0	0
Wildlife	54	29	15
Total	367	406	215

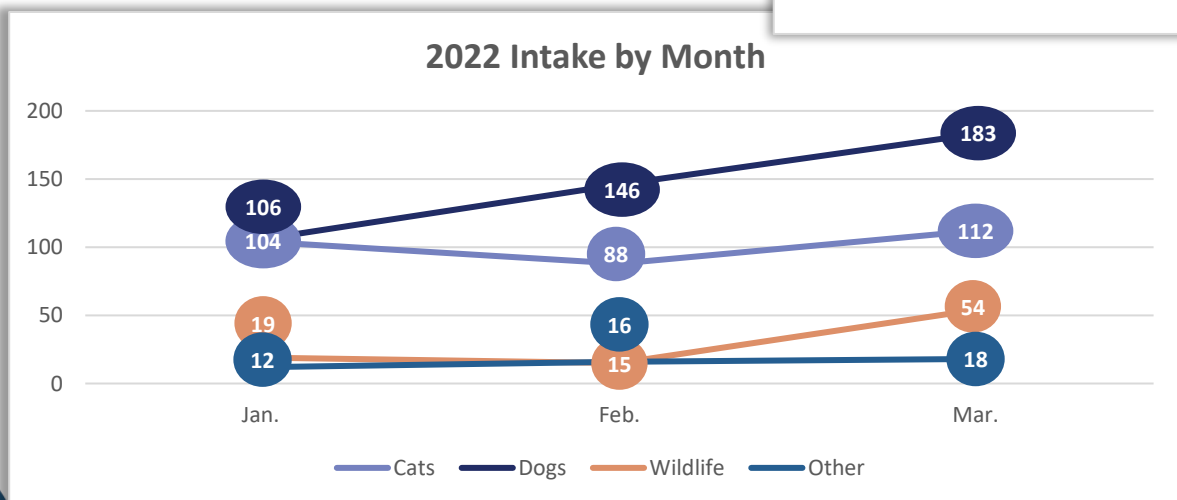


Intake by Species –YTD/Year Comparison

Species	YTD 2022	YTD 2021	YTD 2020
Dog	435	396	315
Cat	304	429	383
Wildlife	88	50	33
Other	46	80	11
Total	873	957	742



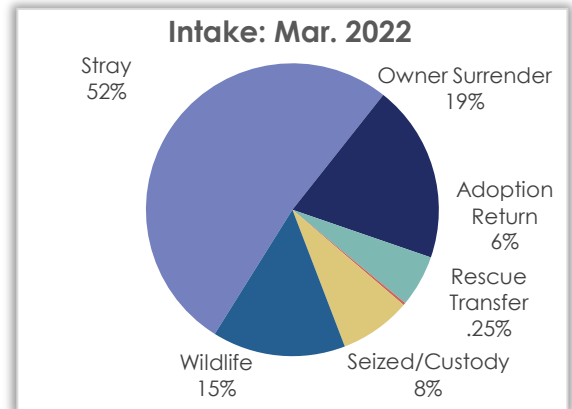
2022 Intake by Month



Monthly Operations Report – March 2022

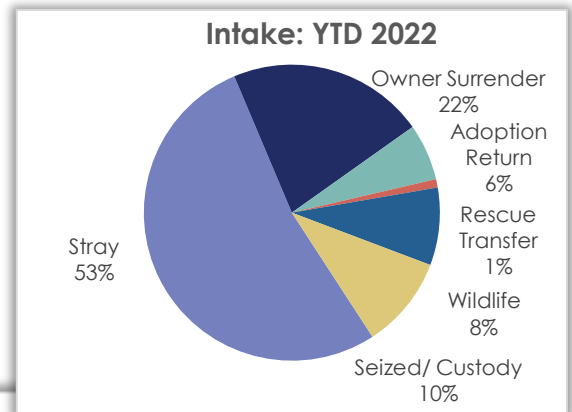
Intake by Type – Month/Year Comparison

Intake Type	Mar. 2022	Mar. 2021	Mar. 2020
Stray	190	239	158
Owner Surrender	72	100	37
Adoption Return	21	26	9
Rescue Transfer	1	6	2
Seized/Custody	29	35	9
Wildlife	54	0	0
Total	367	406	215

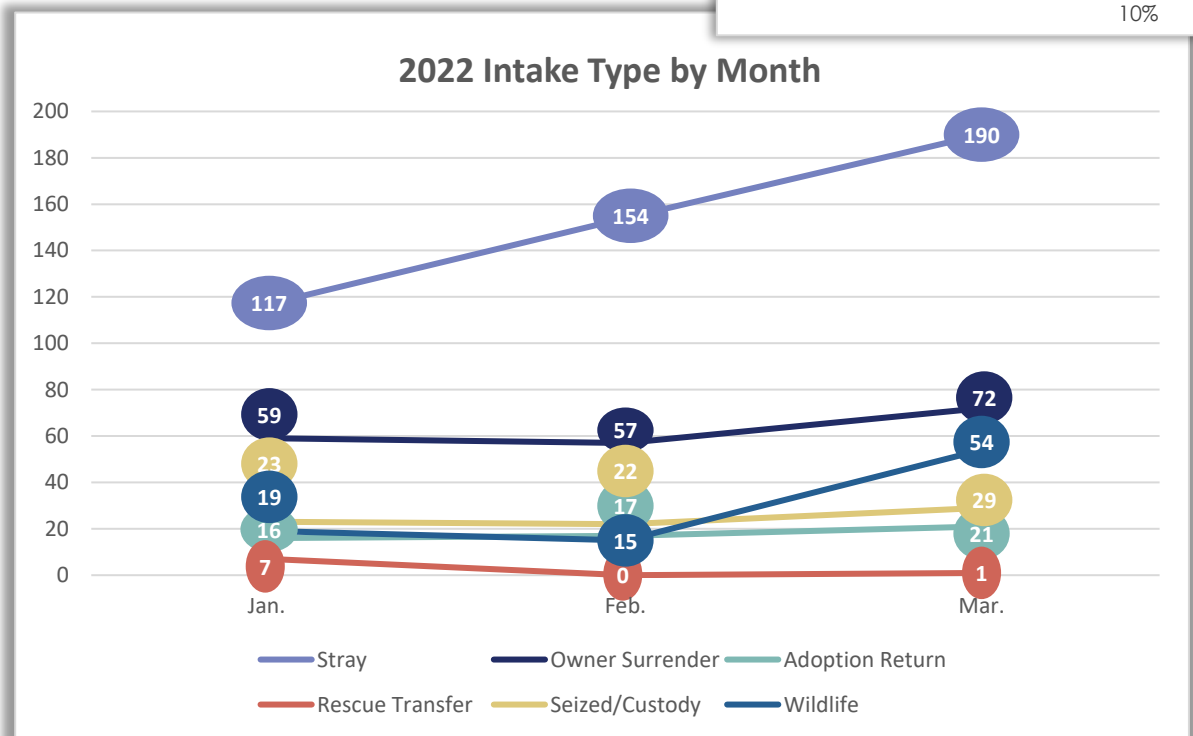


Intake by Type – YTD/Year Comparison

Intake Type	YTD 2022	YTD 2021	YTD 2020
Stray	461	566	491
Owner Surrender	188	236	166
Adoption Return	54	52	36
Rescue Transfer	8	29	11
Seized/Custody	74	76	38
Wildlife	88	0	0
Total	873	959	742



2022 Intake Type by Month



Monthly Operations Report – March 2022

Stray Intake

Stray Intake by Species – Month/Year Comparison

Species	Mar. 2022	Mar. 2021	Mar. 2020
Dog	115	96	61
Cat	70	110	83
Other/Wildlife	5	33	14
Total	190	239	158

Owner Surrender

Owner Surrender by Species – Month/Year Comparison

Species	Mar. 2022	Mar. 2021	Mar. 2020
Dog	39	51	18
Cat	23	32	16
Other	10	17	3
Total	72	100	37

Adoption Return

Adoption Returns by Species – Month/Year Comparison

Species	Mar. 2022	Mar. 2021	Mar. 2020
Dog	11	12	5
Cat	8	11	4
Other	2	2	0
Total	21	25	9

Seized/Custody

Seized/Custody by Species – Month/Year Comparison

Species	Mar. 2022	Mar. 2021	Mar. 2020
Dog	17	27	7
Cat	11	8	1
Other	1	0	1
Total	29	35	9



Monthly Operations Report – March 2022

Outcome Statistics – March 2022

Return to Owner

Return to Owner by Species – Month/Year Comparison

Species	Mar. 2022	Mar. 2021	Mar. 2020
Dog	75	75	39
Cat	6	7	1
Other	0	0	0
Total	81	82	40

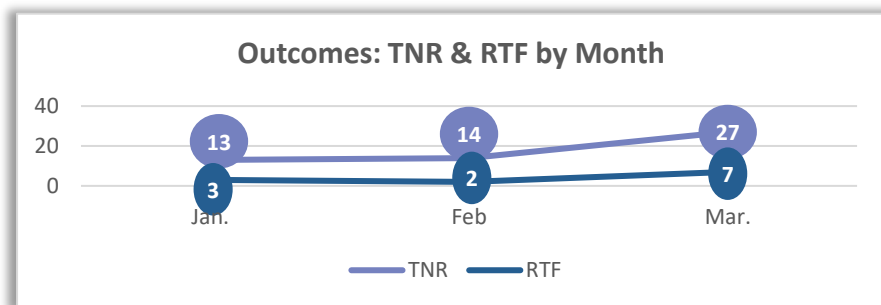
Return to Owner by Species – YTD/Year Comparison

Species	YTD 2022	YTD 2021	YTD 2020
Dog	171	157	117
Cat	20	9	9
Other	0	0	0
Total	191	166	126

TNR and RTF

Trap-Neuter-Return and Return-to-Field Outcomes by Month

	Jan.	Feb.	Mar.	
TNR	13	14	27	54
RTF	3	2	7	12
	16	16	34	



Wildlife

Wildlife Rehabilitation Month/Year and Year Comparisons

Mar. 2022

Mar. 2022	Mar. 2021	Mar. 2020
9	3	1

YTD 2022

YTD 2022	YTD 2021	YTD 2020
13	4	1

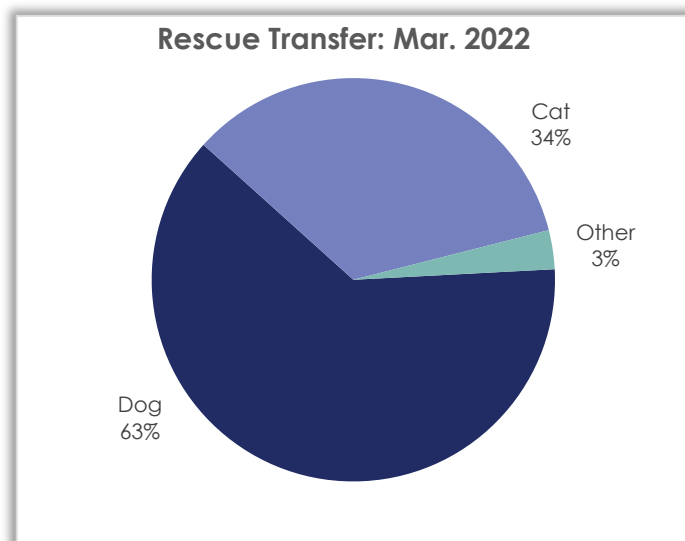


Monthly Operations Report – March 2022

Rescue Transfer

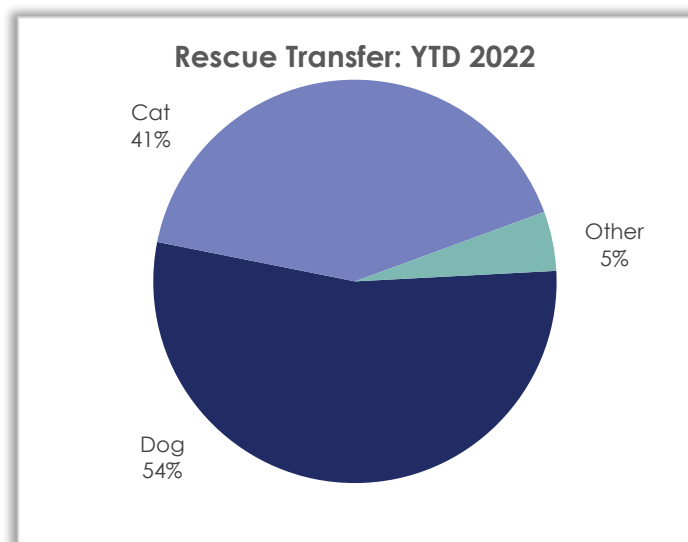
Rescue Transfer by Species – Month/Year Comparison

Species	Mar. 2022	Mar. 2021	Mar. 2020
Dog	20	5	20
Cat	11	15	2
Goat	1	0	0
Guinea Pig	0	5	1
Domestic Rabbit	0	1	0
Total	32	26	23



Rescue Transfer by Species – YTD/Year Comparison

Species	YTD 2022	YTD 2021	YTD 2020
Dog	34	20	36
Cat	26	23	9
Other	3	14	1
Total	63	57	46

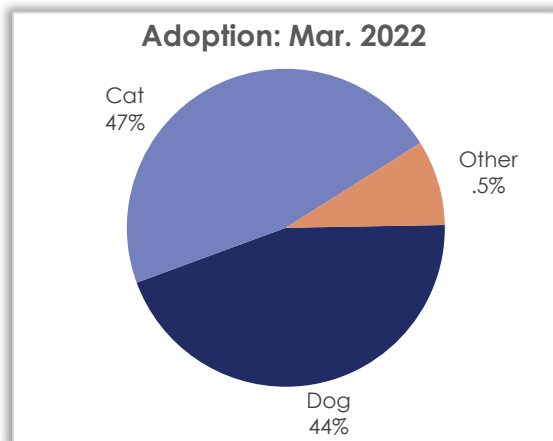


Monthly Operations Report – March 2022

Adoption

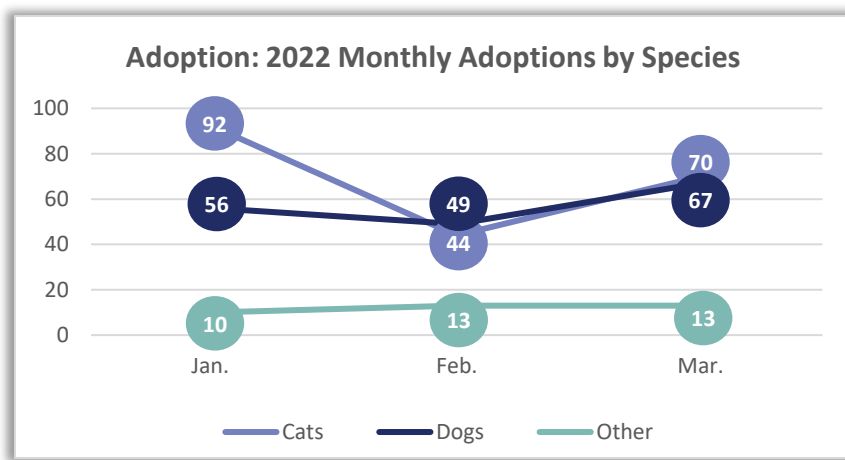
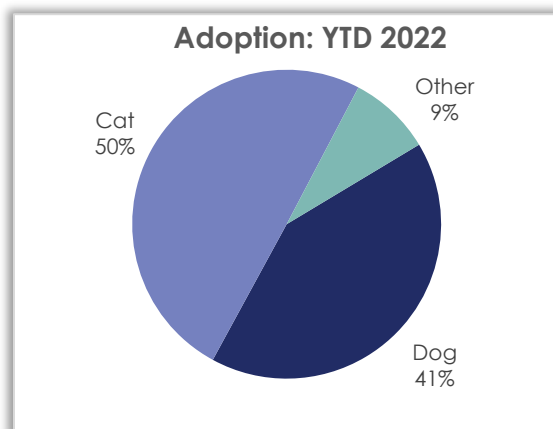
Adoption by Species – Month/Year Comparison

Species	Mar. 2022	Mar. 2021	Mar. 2020
Dog	67	67	37
Cat	70	82	76
Domestic Rabbit	3	10	2
Domestic Bird	2	0	0
Hamster	1	0	0
Guinea Pig	5	10	2
Rat	2	0	0
Total	150	169	117



Adoption by Species – YTD/Year Comparison

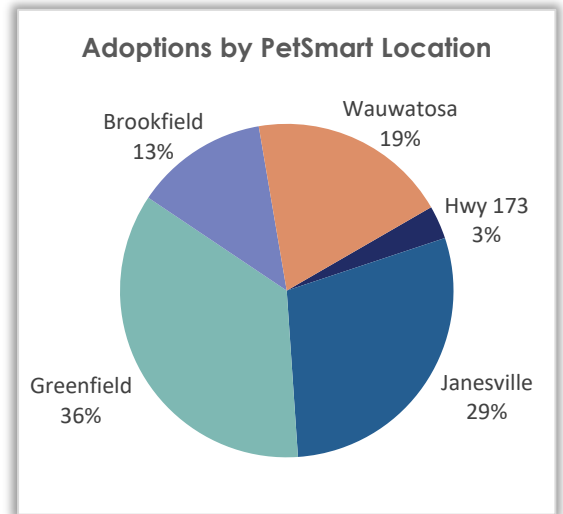
Species	YTD 2022	YTD 2021	YTD 2020
Dog	172	139	124
Cat	206	276	198
Other	36	61	11
Total	414	476	333



Monthly Operations Report – March 2022

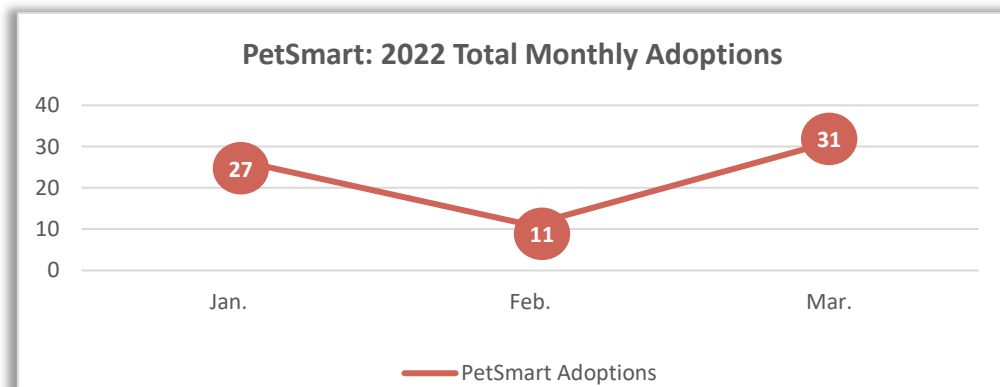
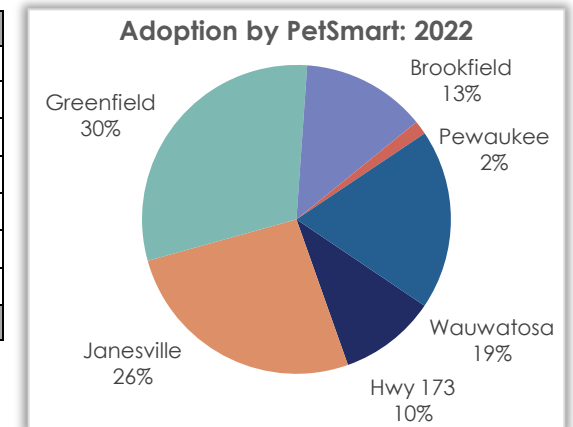
Off-site Adoptions by PetSmart Location – Month/Year Comparison

PetSmart Location	Mar. 2022	Mar. 2021	Mar. 2020
Hwy 173	1	1	6
E. State St.	0	0	6
Janesville	9	7	3
Greenfield	11	4	12
Brookfield	4	7	8
Pewaukee	0	0	-
Wauwatosa	6	-	-
Total	31	19	35



Off-site Adoptions by PetSmart Location – YTD/Year Comparison

PetSmart Location	YTD 2022	YTD 2021	YTD 2020
Hwy 173	7	4	17
E. State St.	0	0	18
Janesville	18	26	9
Greenfield	21	19	30
Brookfield	9	30	26
Pewaukee	1	6	-
Wauwatosa	13	-	-
Total	69	85	100

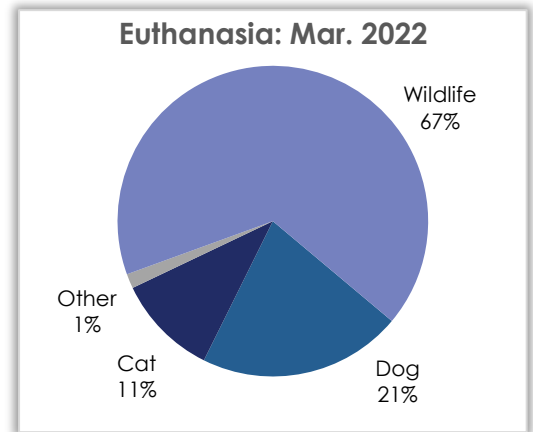


Monthly Operations Report – March 2022

Euthanasia

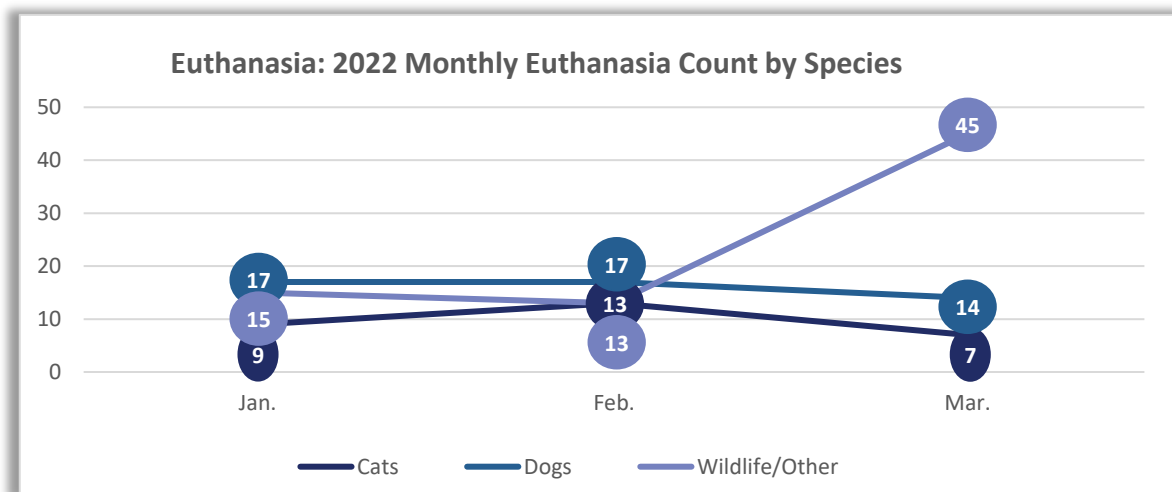
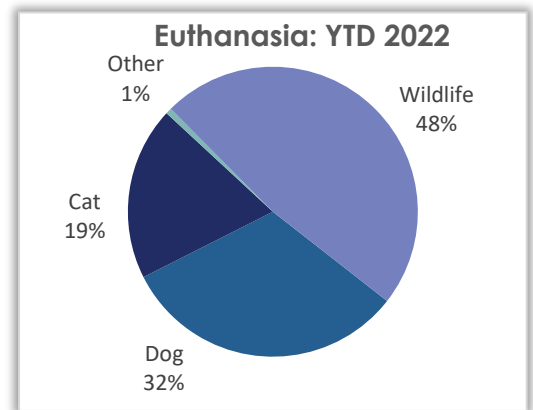
Euthanasia by Species – Month/Year Comparison

Species	Mar. 2022	Mar. 2021	Mar. 2020
Dog	14	20	10
Cat	7	15	22
Other	1	0	0
Wildlife	44	26	14
Total	66	61	46



Euthanasia by Species – YTD/Year Comparison

Species	YTD 2022	YTD 2021	YTD 2020
Dog	48	38	44
Cat	29	32	105
Other	1	1	0
Wildlife	72	42	31
Total	150	113	180



Monthly Operations Report – March 2022

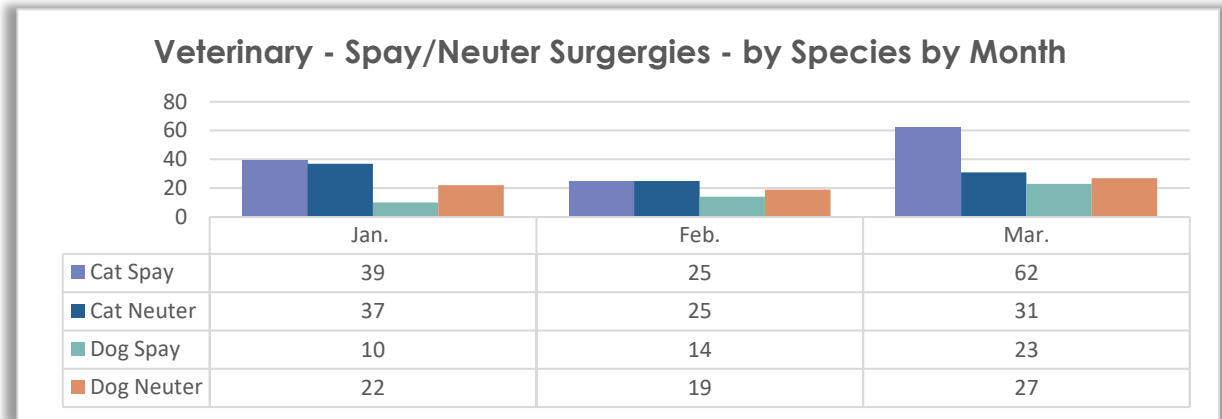
Veterinary Operations – March 2022

Spay/Neuter Surgeries – March Totals

	Dog	Cat	
Spay	23	62	85
Neuter	27	31	58
Total	50	93	143

Spay/Neuter Surgeries – YTD Totals

	Dog	Cat	
Spay	47	126	173
Neuter	68	93	161
Total	115	219	334



Veterinary – Other Procedures - 2022 by Month

Procedure	Jan	Feb	Mar	
Entropion	0	0	0	0
Repair Incision	0	0	0	0
Repair Umbilical Hernia	2	0	0	2
C-Section	0	0	0	0
Remove Growth	2	1	1	4
Treat/Close Wound	0	1	0	1
Ear Resection	0	0	0	0
Enucleation	0	3	0	3
Repair Cherry Eye	0	0	1	1
Tail Amputation	0	0	0	0
Leg Amputation	0	0	1	1
FHO	0	0	0	0
Remove Ovarian Tissue	0	0	0	0
Repair Prolapsed Uterus	0	0	0	0
Cystotomy	0	0	0	0
Ear Flap Amputation	0	0	0	0
	4	5	3	12

