

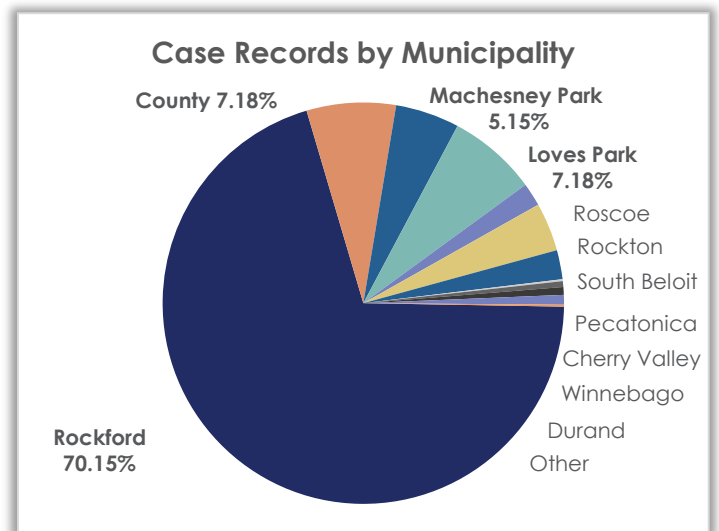
Monthly Operations Report – April 2022

Field Services Case Records – April 2022

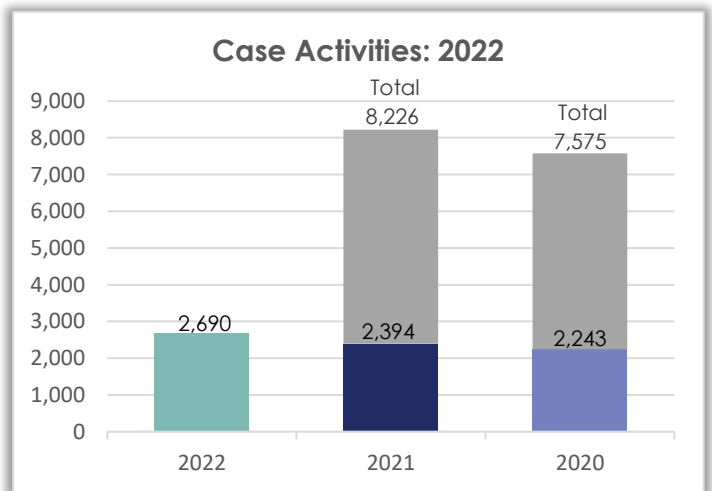
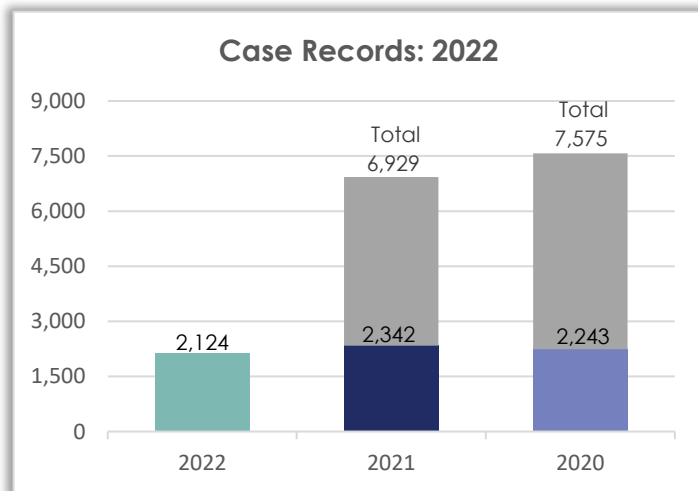
PLEASE NOTE: WCAS transitioned to a new data management system at the beginning of April 2021. Due to this transition, the way in which field services-related incidents are tallied has changed. Beginning April of 2021, these totals reflect one case record per call/reported incident. (A case record is comprised of all activities completed by staff in relation to an incident.) Previously, the totals presented in this portion of the report were a tally of all individual activities that had been completed.

Case Records by Municipality – Month/Year Comparison

Municipality	Apr. 2022	Apr. 2021	Apr. 2020
Rockford	449	437	258
County	46	52	59
Machesney Park	33	44	27
Loves Park	46	32	38
Rockton	12	6	5
Roscoe	25	20	8
South Beloit	15	9	15
Durand	1	0	6
Pecatonica	3	2	1
Winnebago	4	2	0
New Milford	0	1	2
Cherry Valley	5	2	2
Boone County	0	0	0
Other	1	0	0
Total	640	607	421



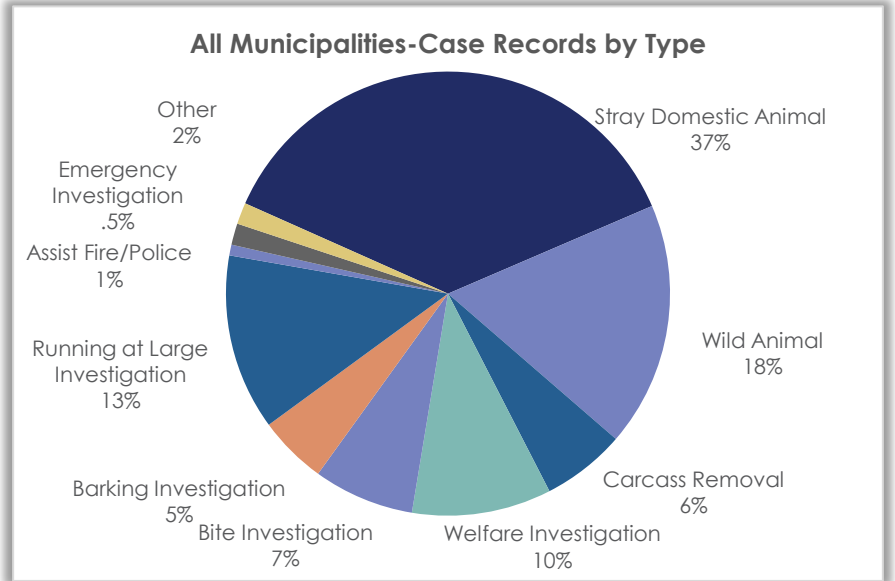
All Municipalities – Case Records & Activities: Year Comparison



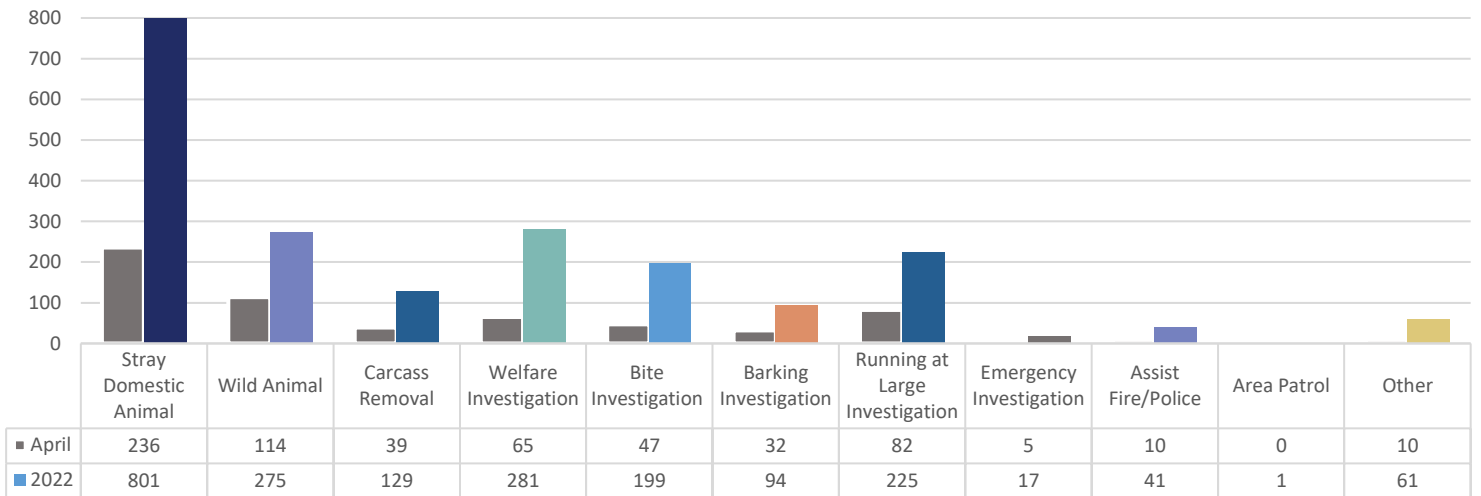
Monthly Operations Report – April 2022

Case Records for All Municipalities by Case Record Type

Case Record Types	Apr. 2022
Stray Domestic Animal	236
Wild Animal	114
Carcass Removal	39
Welfare Investigation	65
Bite Investigation	47
Barking Investigation	32
Running at Large Investigation	82
Emergency Investigation	5
Assist Fire/Police Dept.	10
Area Patrol	0
Other	10
	640



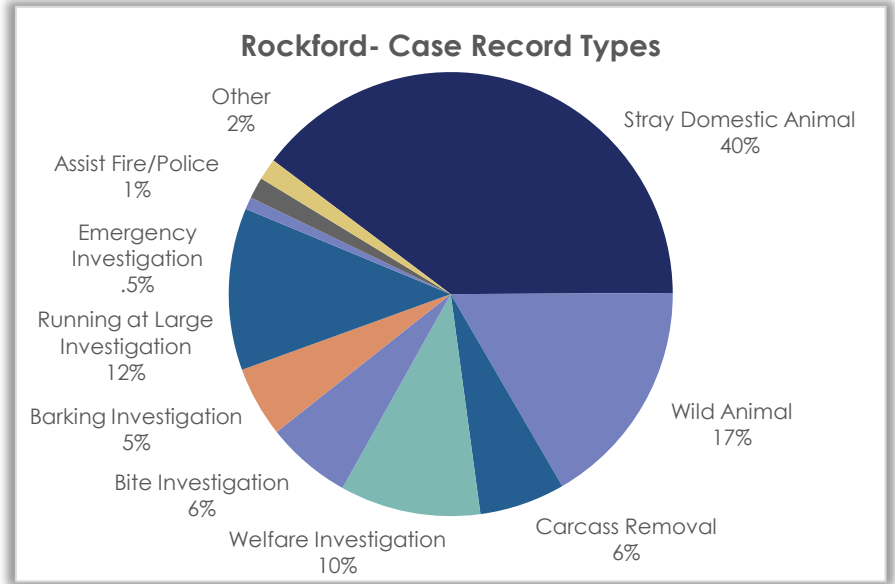
Case Records by Type: Month/Year Comparison



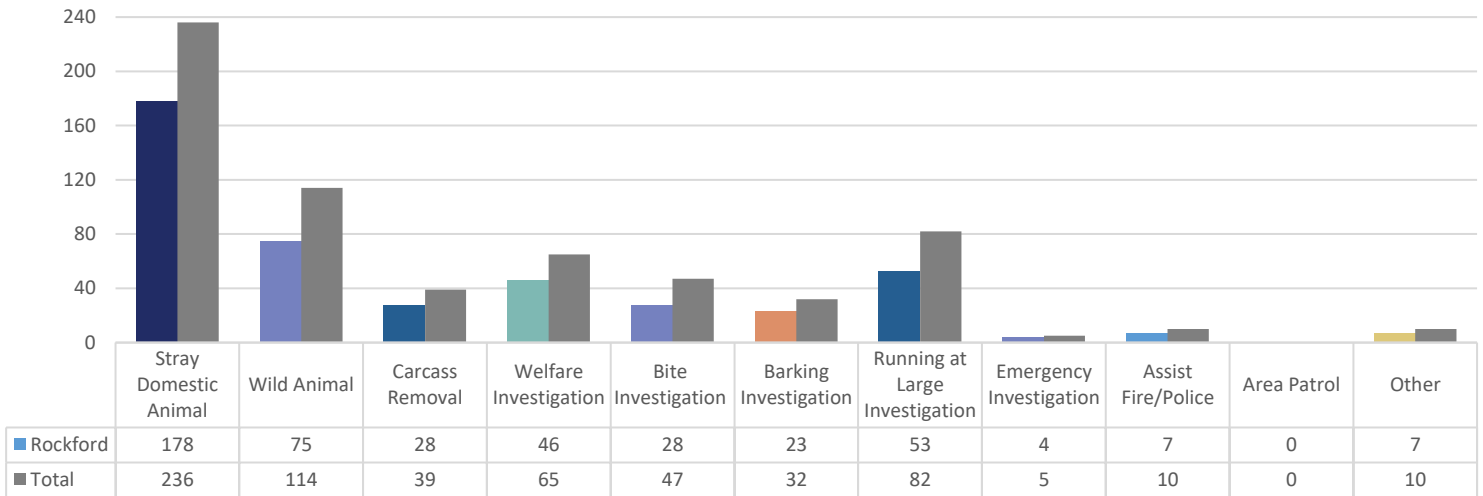
Monthly Operations Report – April 2022

Case Records for Rockford by Case Record Type

Case Record Types	Apr. 2022
Stray Domestic Animal	178
Wild Animal	75
Carcass Removal	28
Welfare Investigation	46
Bite Investigation	28
Barking Investigation	23
Running at Large Investigation	53
Emergency Investigation	4
Assist Fire/Police Dept.	7
Area Patrol	0
Other	7
	449



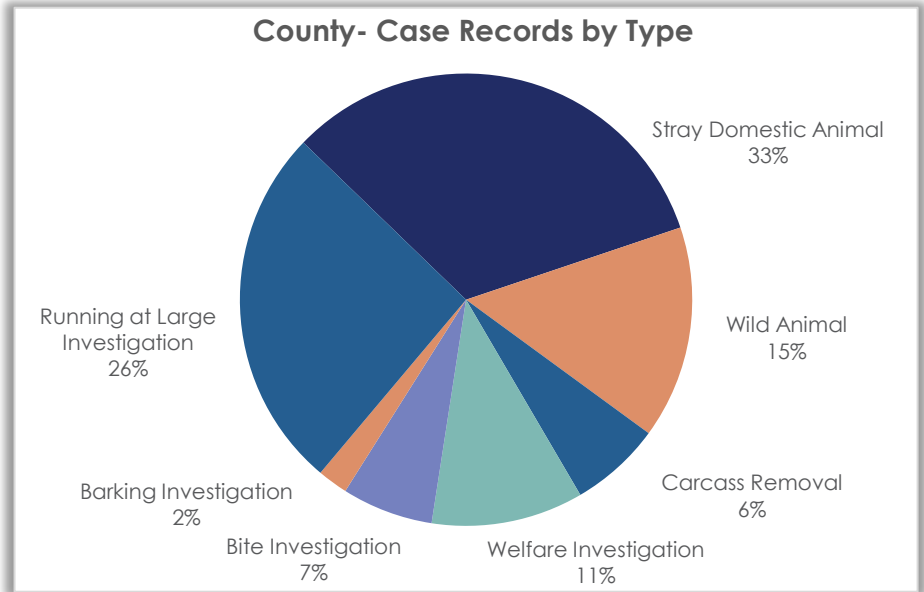
Case Records by Type: Rockford vs. Total Comparison



Monthly Operations Report – April 2022

Case Records for the County by Case Record Type

Case Record Types	Apr. 2022
Stray Domestic Animal	15
Wild Animal	7
Carcass Removal	3
Welfare Investigation	5
Bite Investigation	3
Barking Investigation	1
Running at Large Investigation	12
Emergency Investigation	0
Assist Fire/Police Dept.	0
Area Patrol	0
Other	0
	46



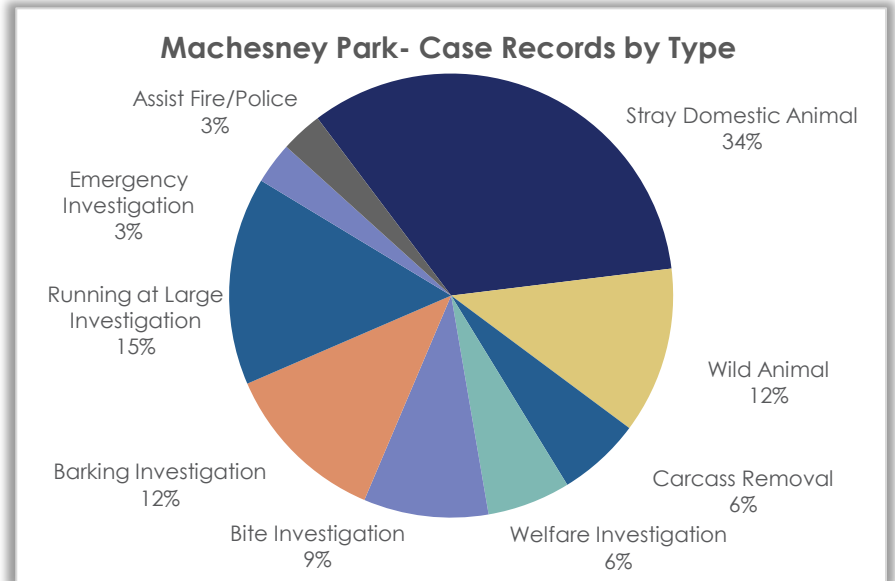
Case Records by Type: Comparison- County vs. Total



Monthly Operations Report – April 2022

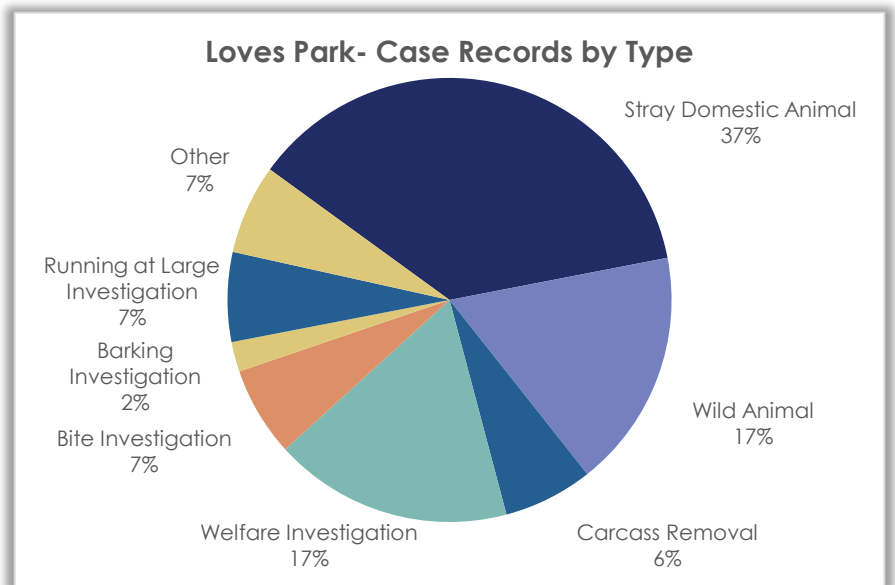
Case Records for Machesney Park by Case Record Type

Case Record Types	Apr. 2022
Stray Domestic Animal	11
Wild Animal	4
Carcass Removal	2
Welfare Investigation	2
Bite Investigation	3
Barking Investigation	4
Running at Large Investigation	5
Emergency Investigation	1
Assist Fire/Police Dept.	1
Area Patrol	0
Other	0
	33



Case Records for Loves Park by Case Record Type

Case Record Types	Apr. 2022
Stray Domestic Animal	17
Wild Animal	8
Carcass Removal	3
Welfare Investigation	8
Bite Investigation	3
Barking Investigation	1
Running at Large Investigation	3
Emergency Investigation	0
Assist Fire/Police Dept.	0
Area Patrol	0
Other	3
	46

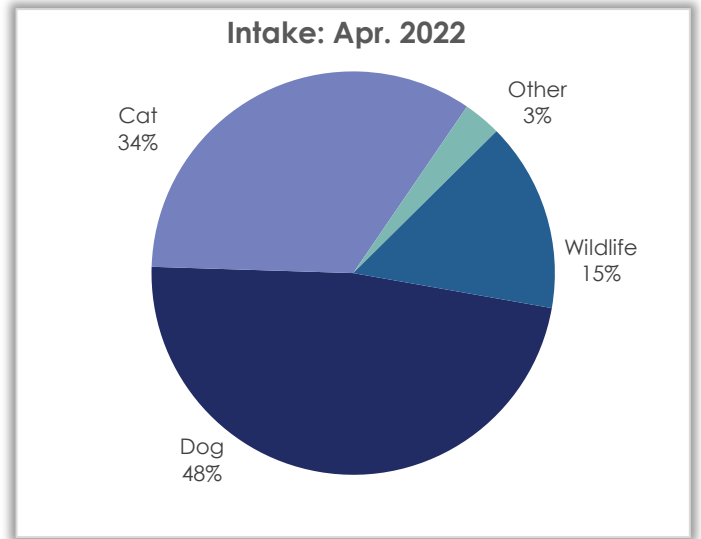


Monthly Operations Report – April 2022

Intake Statistics – April 2022

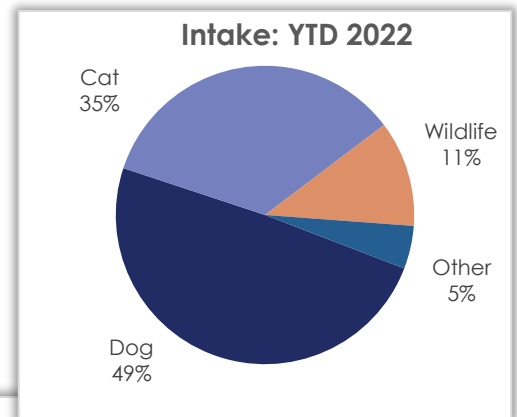
Intake by Species – Month/Year Comparison

Species	Apr. 2022	Apr. 2021	Apr. 2020
Dog	157	132	45
Cat	112	179	21
Domestic Rabbit	1	4	0
Chicken	3	2	0
Guinea Pig	2	4	0
Rat	4	0	0
Lizard	0	1	0
Wildlife	50	24	23
Total	329	346	89

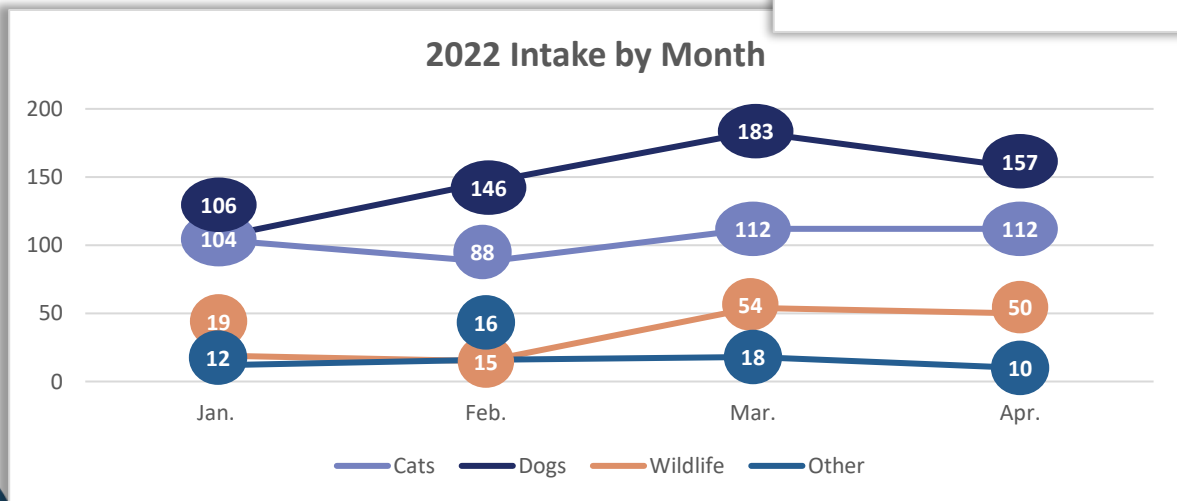


Intake by Species –YTD/Year Comparison

Species	YTD 2022	YTD 2021	YTD 2020
Dog	592	528	360
Cat	416	608	404
Wildlife	138	74	56
Other	56	91	11
Total	1,202	1,301	831



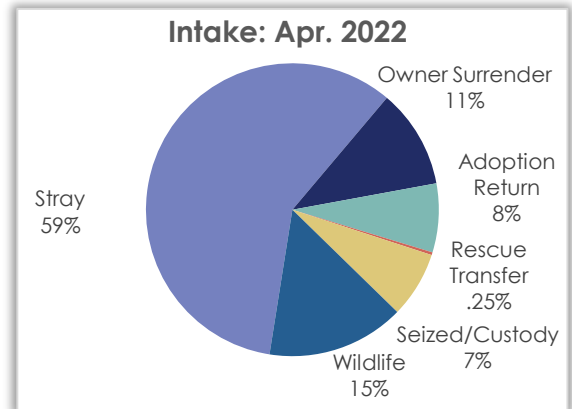
2022 Intake by Month



Monthly Operations Report – April 2022

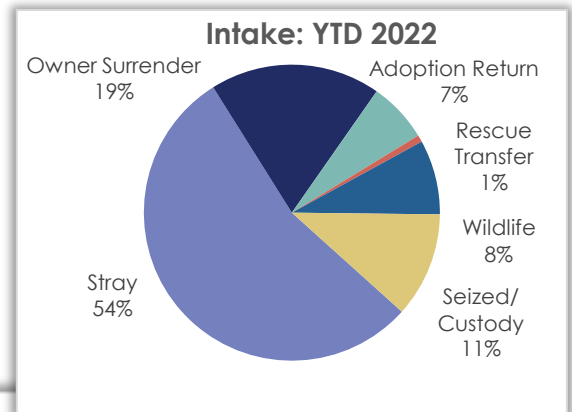
Intake by Type – Month/Year Comparison

Intake Type	Apr. 2022	Apr. 2021	Apr. 2020
Stray	193	212	65
Owner Surrender	36	83	8
Adoption Return	25	12	3
Rescue Transfer	1	1	1
Seized/Custody	24	18	12
Wildlife	50	20	0
Total	329	346	89

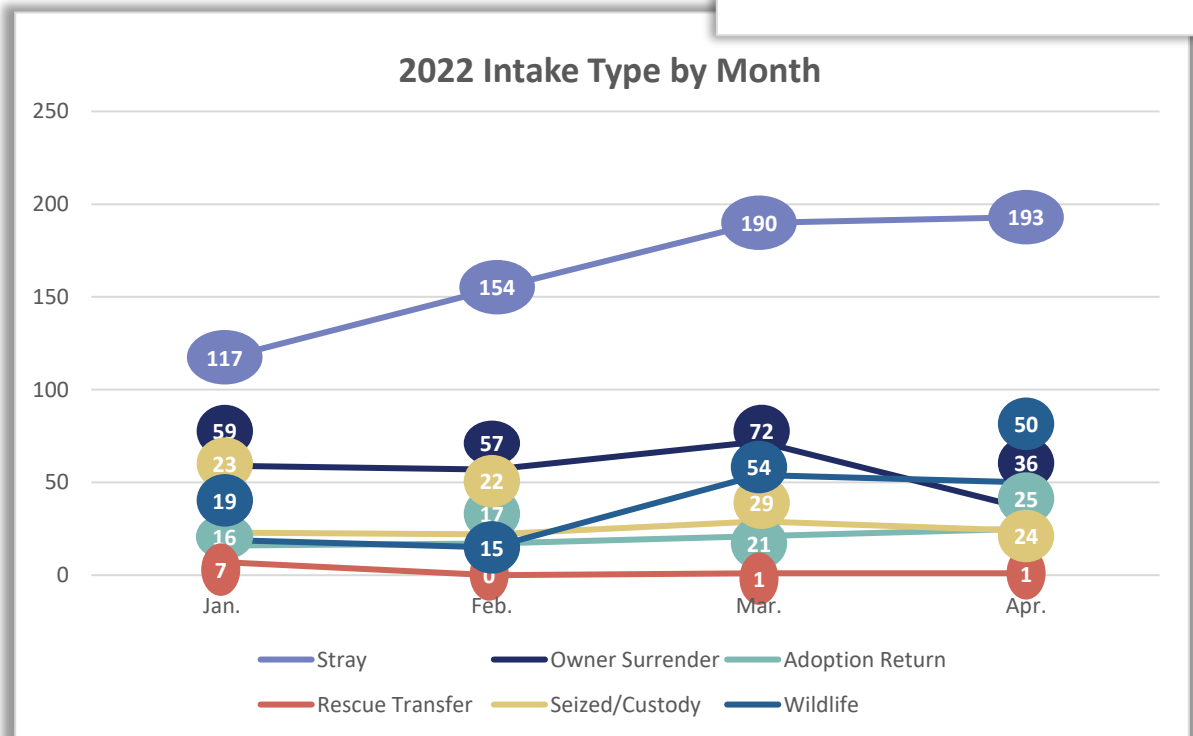


Intake by Type – YTD/Year Comparison

Intake Type	YTD 2022	YTD 2021	YTD 2020
Stray	654	778	556
Owner Surrender	224	319	174
Adoption Return	79	64	39
Rescue Transfer	9	30	12
Seized/Custody	98	94	50
Wildlife	138	20	0
Total	1,202	1,305	831



2022 Intake Type by Month



Monthly Operations Report – April 2022

Stray Intake

Stray Intake by Species – Month/Year Comparison

Species	Apr. 2022	Apr. 2021	Apr. 2020
Dog	104	90	27
Cat	84	114	15
Other/Wildlife	5	8	23
Total	193	212	65

Owner Surrender

Owner Surrender by Species – Month/Year Comparison

Species	Apr. 2022	Apr. 2021	Apr. 2020
Dog	23	19	3
Cat	11	58	5
Other	2	6	0
Total	36	83	8

Adoption Return

Adoption Returns by Species – Month/Year Comparison

Species	Apr. 2022	Apr. 2021	Apr. 2020
Dog	16	6	2
Cat	9	5	1
Other	0	1	0
Total	25	12	3

Seized/Custody

Seized/Custody by Species – Month/Year Comparison

Species	Apr. 2022	Apr. 2021	Apr. 2020
Dog	13	16	12
Cat	8	2	0
Other	3	0	0
Total	24	18	12



Monthly Operations Report – April 2022

Outcome Statistics – April 2022

Return to Owner

Return to Owner by Species – Month/Year Comparison

Species	Apr. 2022	Apr. 2021	Apr. 2020
Dog	59	66	28
Cat	3	4	0
Other	0	0	0
Total	62	70	28

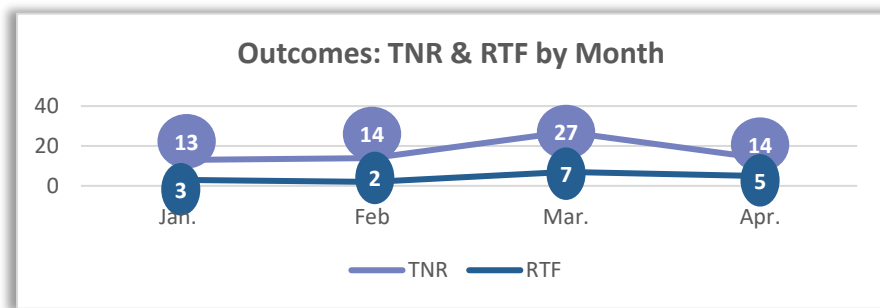
Return to Owner by Species – YTD/Year Comparison

Species	YTD 2022	YTD 2021	YTD 2020
Dog	230	223	145
Cat	23	13	9
Other	0	0	0
Total	253	236	154

TNR and RTF

Trap-Neuter-Return and Return-to-Field Outcomes by Month

	Jan.	Feb.	Mar.	Apr.	
TNR	13	14	27	14	68
RTF	3	2	7	5	17
	16	16	34	19	



Wildlife

Wildlife Rehabilitation Month/Year and Year Comparisons

Apr. 2022

Apr. 2022	Apr. 2021	Apr. 2020
1	7	3

YTD 2022

YTD 2022	YTD 2021	YTD 2020
14	11	4

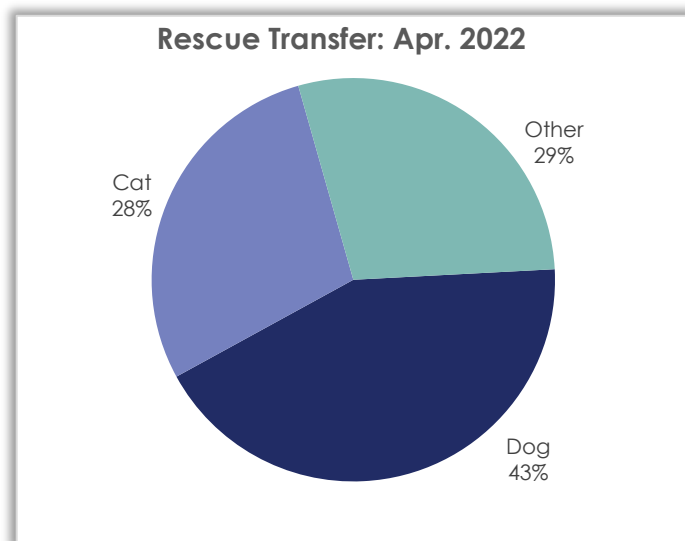


Monthly Operations Report – April 2022

Rescue Transfer

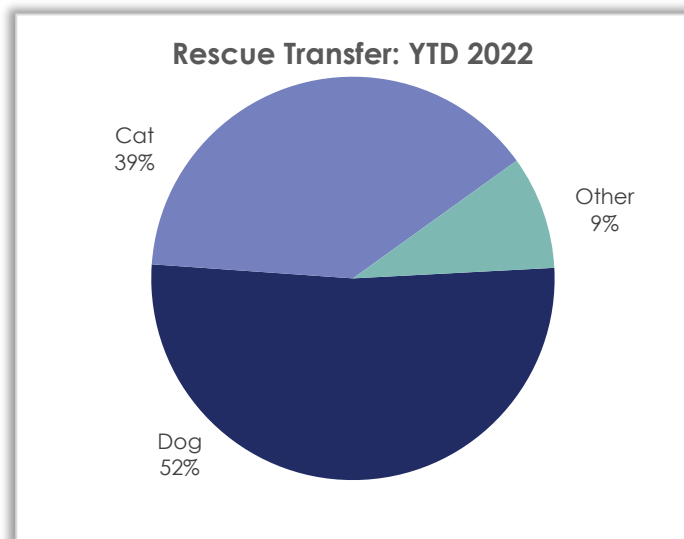
Rescue Transfer by Species – Month/Year Comparison

Species	Apr. 2022	Apr. 2021	Apr. 2020
Dog	6	6	2
Cat	4	4	0
Duck	1	0	0
Goose	1	0	0
Rat	2	0	0
Total	14	10	2



Rescue Transfer by Species – YTD/Year Comparison

Species	YTD 2022	YTD 2021	YTD 2020
Dog	40	26	38
Cat	30	27	9
Other	7	14	1
Total	77	67	48

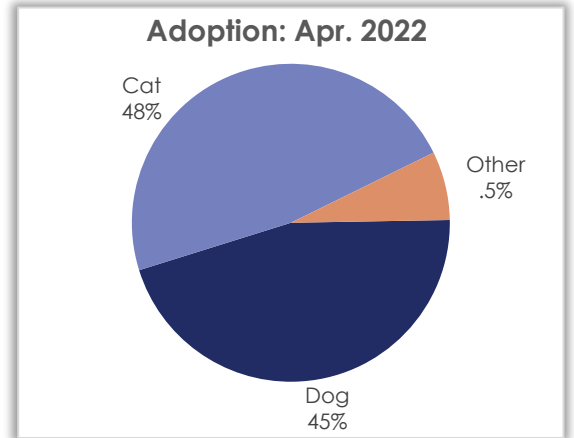


Monthly Operations Report – April 2022

Adoption

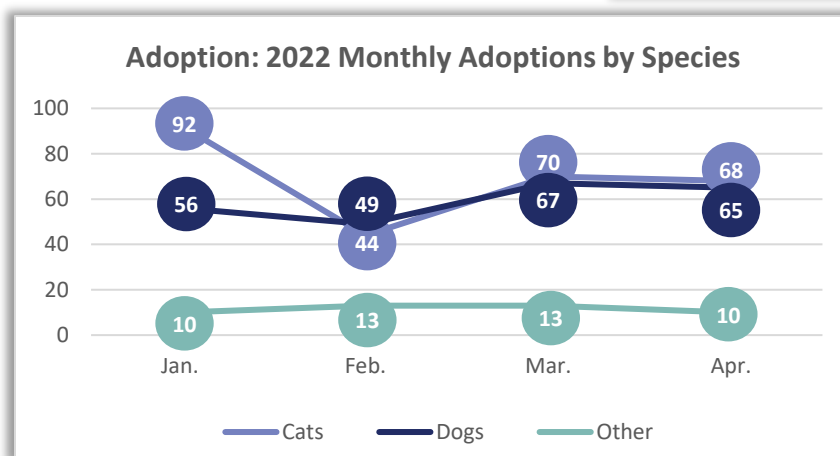
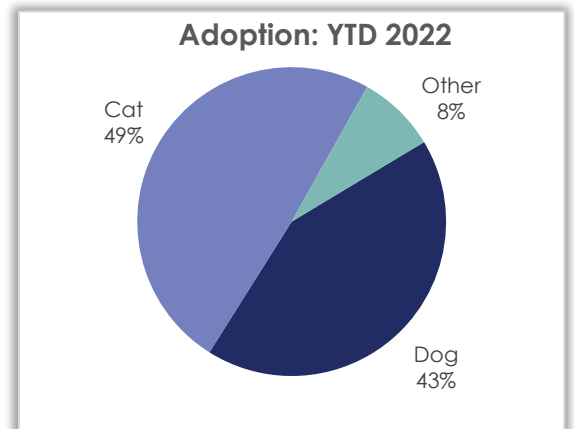
Adoption by Species – Month/Year Comparison

Species	Apr. 2022	Apr. 2021	Apr. 2020
Dog	65	46	14
Cat	68	113	14
Domestic Rabbit	1	5	0
Chicken	3	2	0
Guinea Pig	3	0	0
Rat	3	0	0
Total	143	166	28



Adoption by Species – YTD/Year Comparison

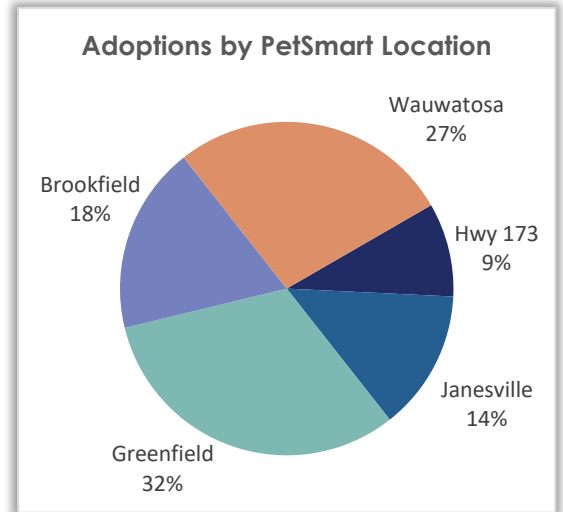
Species	YTD 2022	YTD 2021	YTD 2020
Dog	237	185	138
Cat	274	389	212
Other	46	68	11
Total	557	642	361



Monthly Operations Report – April 2022

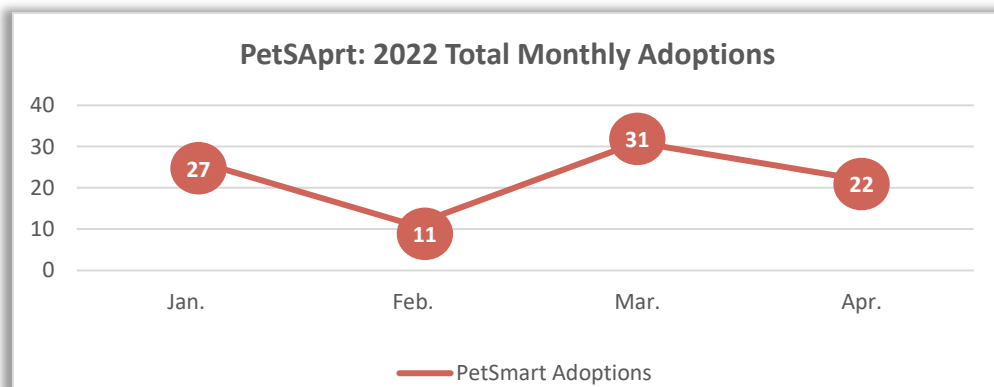
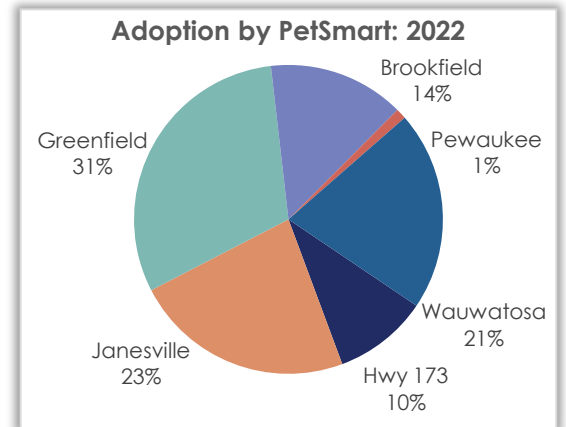
Off-site Adoptions by PetSmart Location – Month/Year Comparison

PetSmart Location	Apr. 2022	Apr. 2021	Apr. 2020
Hwy 173	2	7	0
E. State St.	0	0	0
Janesville	3	13	0
Greenfield	7	10	0
Brookfield	4	11	2
Pewaukee	0	4	-
Wauwatosa	6	-	-
Total	22	45	2



Off-site Adoptions by PetSmart Location – YTD/Year Comparison

PetSmart Location	YTD 2022	YTD 2021	YTD 2020
Hwy 173	9	11	17
E. State St.	0	0	18
Janesville	21	39	9
Greenfield	28	29	30
Brookfield	13	41	28
Pewaukee	1	10	-
Wauwatosa	19	-	-
Total	91	130	102

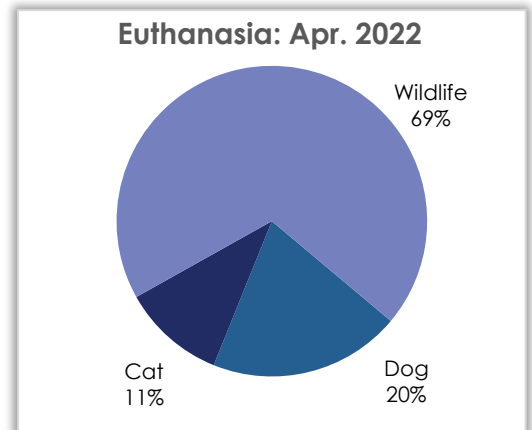


Monthly Operations Report – April 2022

Euthanasia

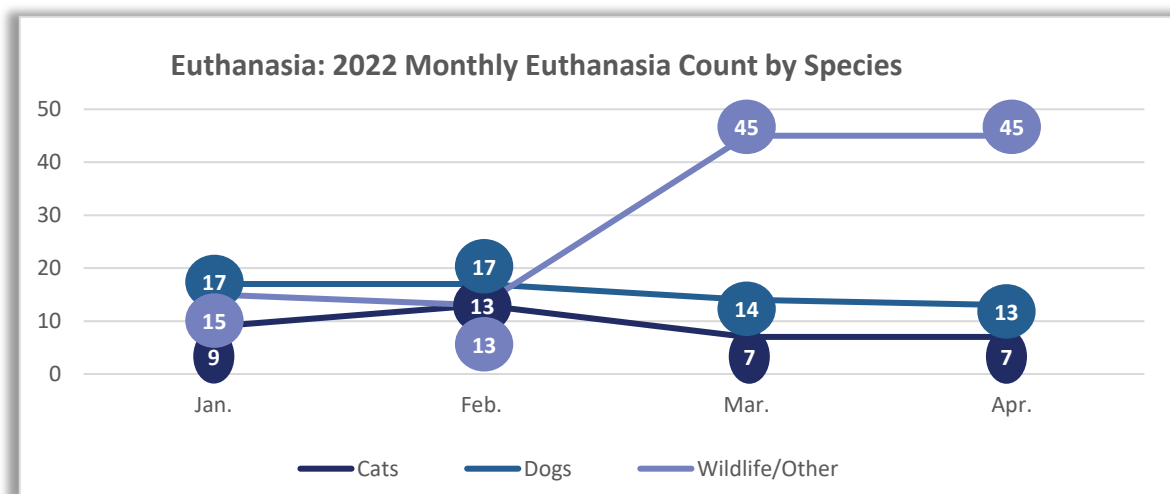
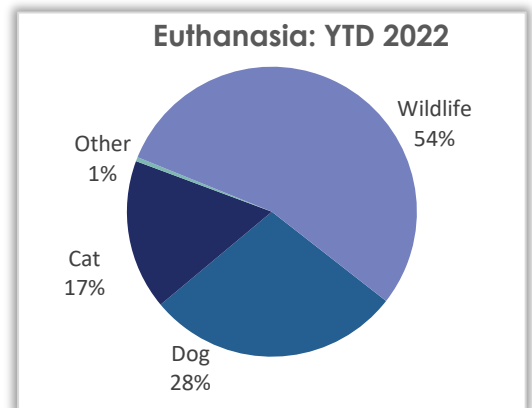
Euthanasia by Species – Month/Year Comparison

Species	Apr. 2022	Apr. 2021	Apr. 2020
Dog	13	16	6
Cat	7	30	6
Other	0	0	0
Wildlife	45	14	17
Total	65	60	29



Euthanasia by Species – YTD/Year Comparison

Species	YTD 2022	YTD 2021	YTD 2020
Dog	61	54	50
Cat	36	62	111
Other	1	1	0
Wildlife	117	56	48
Total	215	173	209



Monthly Operations Report – April 2022

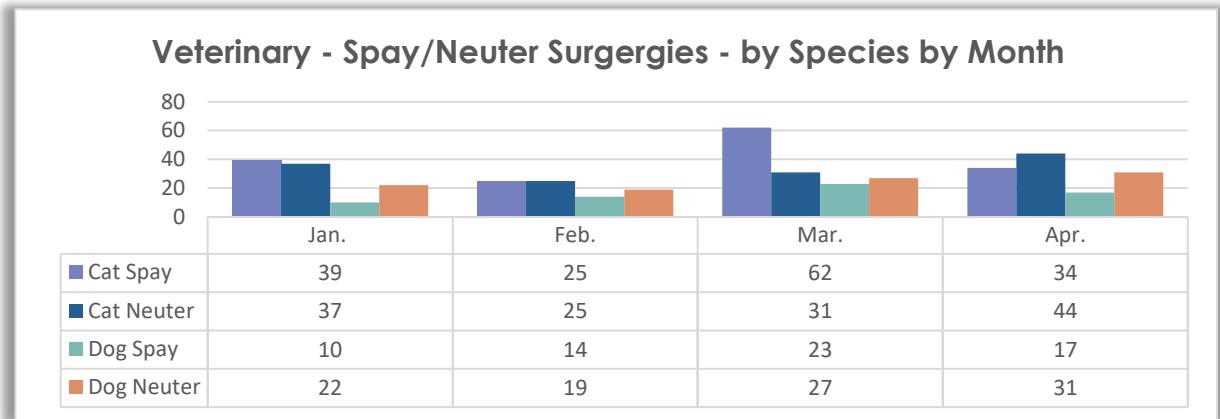
Veterinary Operations – April 2022

Spay/Neuter Surgeries – April Totals

	Dog	Cat	
Spay	17	34	51
Neuter	31	44	75
Total	48	78	126

Spay/Neuter Surgeries – YTD Totals

	Dog	Cat	
Spay	64	160	224
Neuter	99	137	236
Total	163	297	460



Veterinary – Other Procedures - 2022 by Month

Procedure	Jan	Feb	Mar	Apr	
Entropion	0	0	0	1	1
Repair Incision	0	0	0	0	0
Repair Umbilical Hernia	2	0	0	0	2
C-Section	0	0	0	0	0
Remove Growth	2	1	1	0	4
Treat/Close Wound	0	1	0	0	1
Ear Resection	0	0	0	0	0
Enucleation	0	3	0	0	3
Repair Cherry Eye	0	0	1	0	1
Tail Amputation	0	0	0	0	0
Leg Amputation	0	0	1	0	1
FHO	0	0	0	0	0
Remove Ovarian Tissue	0	0	0	0	0
Repair Prolapsed Uterus	0	0	0	0	0
Cystotomy	0	0	0	0	0
Ear Flap Amputation	0	0	0	0	0
	4	5	3	1	13

