

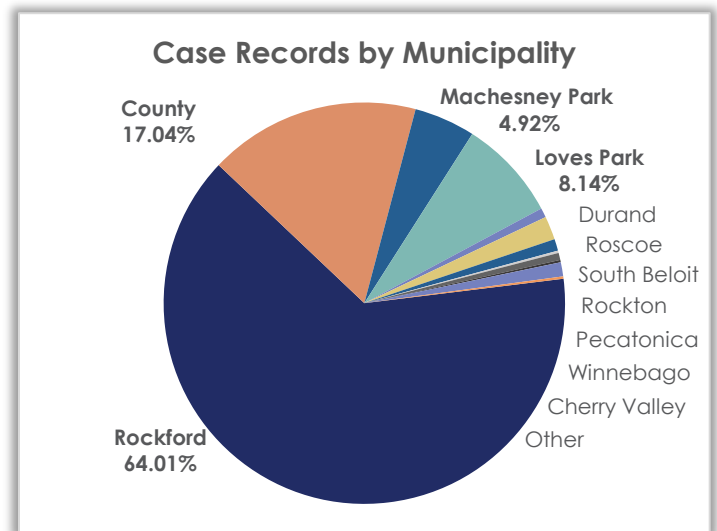
Monthly Operations Report – November 2022

Field Services Case Records – Nov. 2022

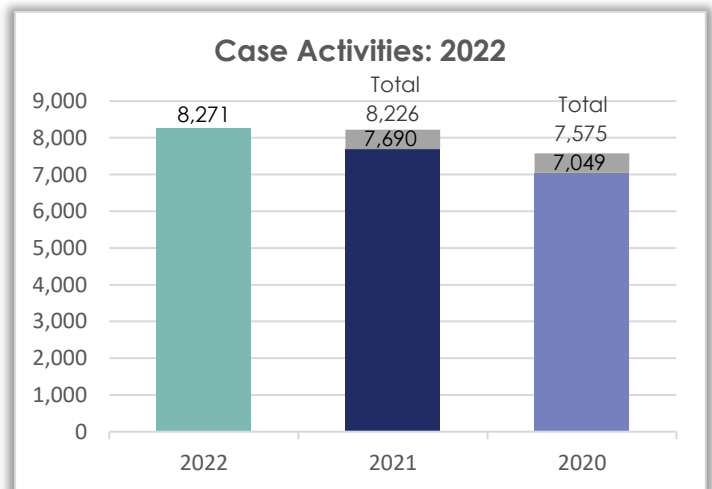
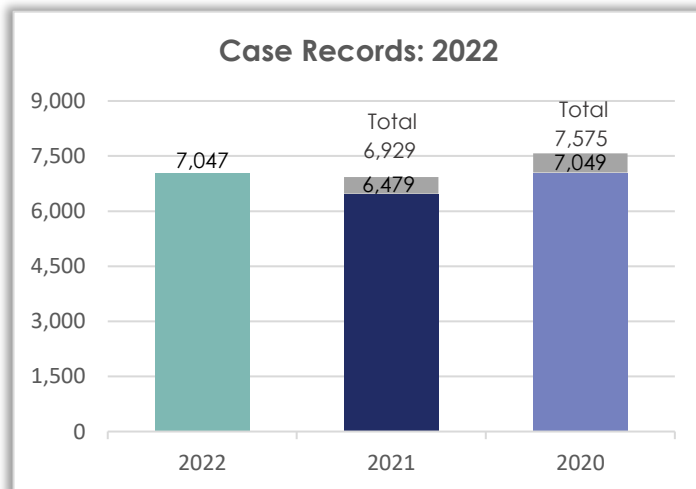
PLEASE NOTE: WCAS transitioned to a new data management system at the beginning of April 2021. Due to this transition, the way in which field services-related incidents are tallied has changed. Beginning April of 2021, these totals reflect one case record per call/reported incident. (A case record is comprised of all activities completed by staff in relation to an incident.) Previously, the totals presented in this portion of the report were a tally of all individual activities that had been completed.

Case Records by Municipality – Month/Year Comparison

Municipality	Nov. 2022	Nov. 2021	Nov. 2020
Rockford	338	290	361
County	90	45	75
Machesney Park	26	23	42
Loves Park	43	31	31
Rockton	4	10	12
Roscoe	10	7	8
South Beloit	5	9	16
Durand	1	1	0
Pecatonica	3	3	0
Winnebago	1	2	1
New Milford	0	1	0
Cherry Valley	6	4	5
Boone County	0	0	0
Other	1	0	0
Total	528	426	551



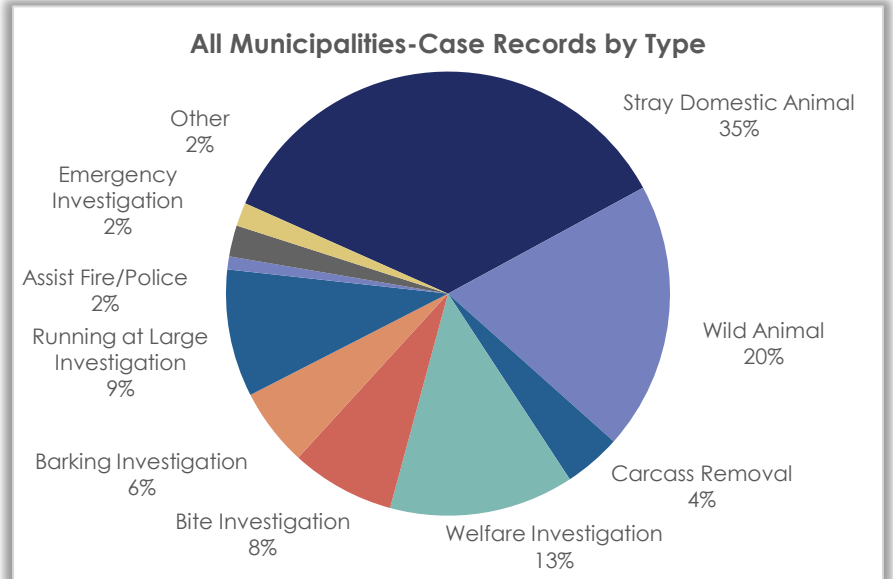
All Municipalities – Case Records & Activities: Year Comparison



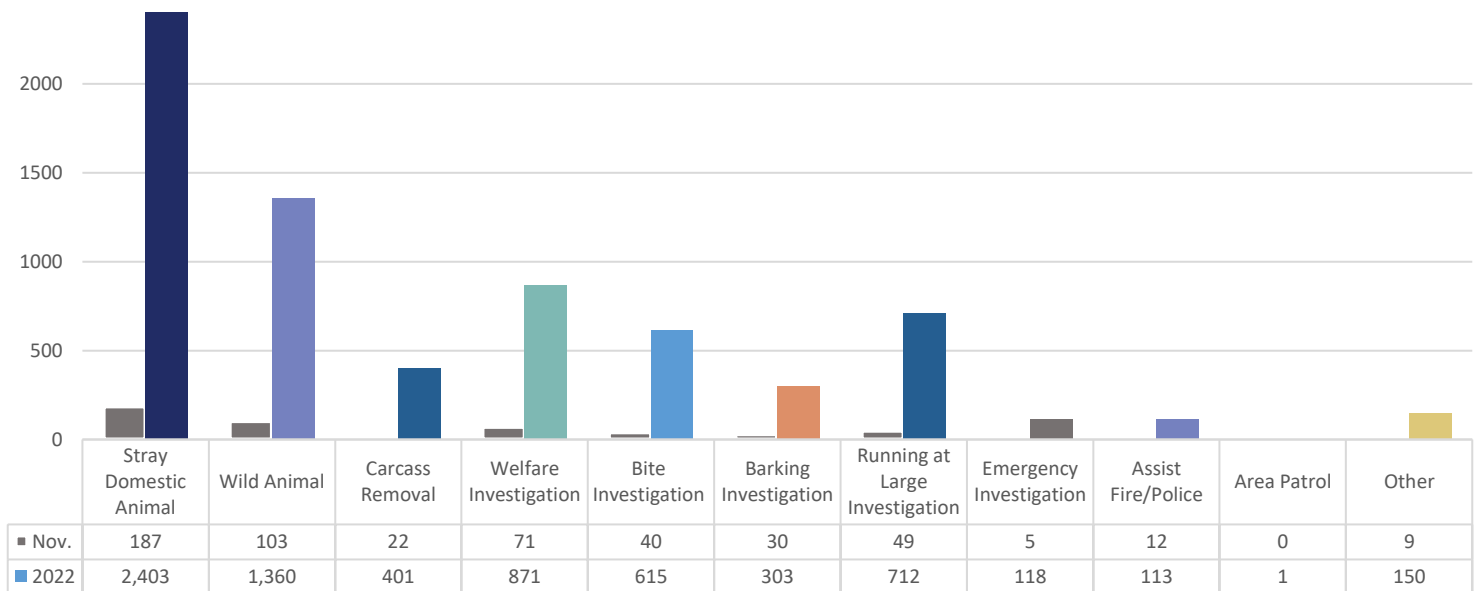
Monthly Operations Report – November 2022

Case Records for All Municipalities by Case Record Type

Case Record Types	Nov. 2022
Stray Domestic Animal	187
Wild Animal	103
Carcass Removal	22
Welfare Investigation	71
Bite Investigation	40
Barking Investigation	30
Running at Large Investigation	49
Emergency Investigation	5
Assist Fire/Police Dept.	12
Area Patrol	0
Other	9
	528



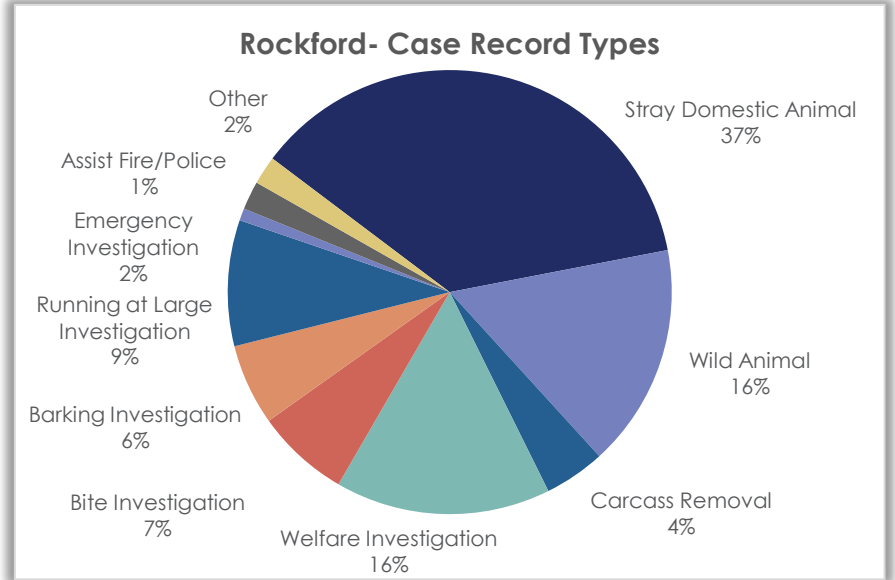
Case Records by Type: Month/Year Comparison



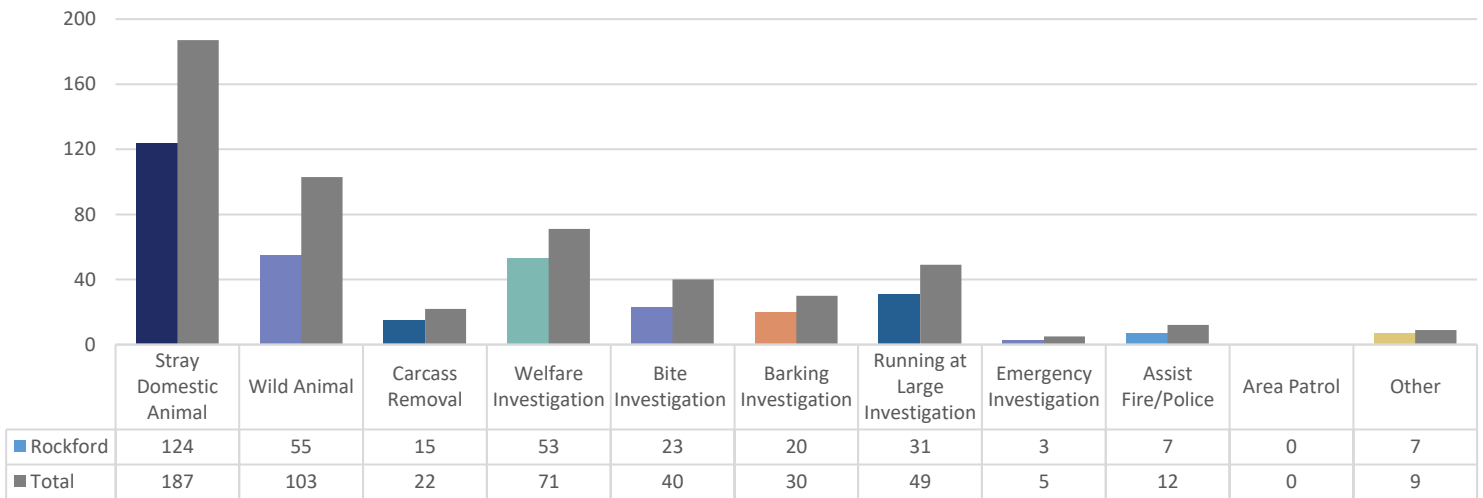
Monthly Operations Report – November 2022

Case Records for Rockford by Case Record Type

Case Record Types	Nov. 2022
Stray Domestic Animal	124
Wild Animal	55
Carcass Removal	15
Welfare Investigation	53
Bite Investigation	23
Barking Investigation	20
Running at Large Investigation	31
Emergency Investigation	3
Assist Fire/Police Dept.	7
Area Patrol	0
Other	7
	338



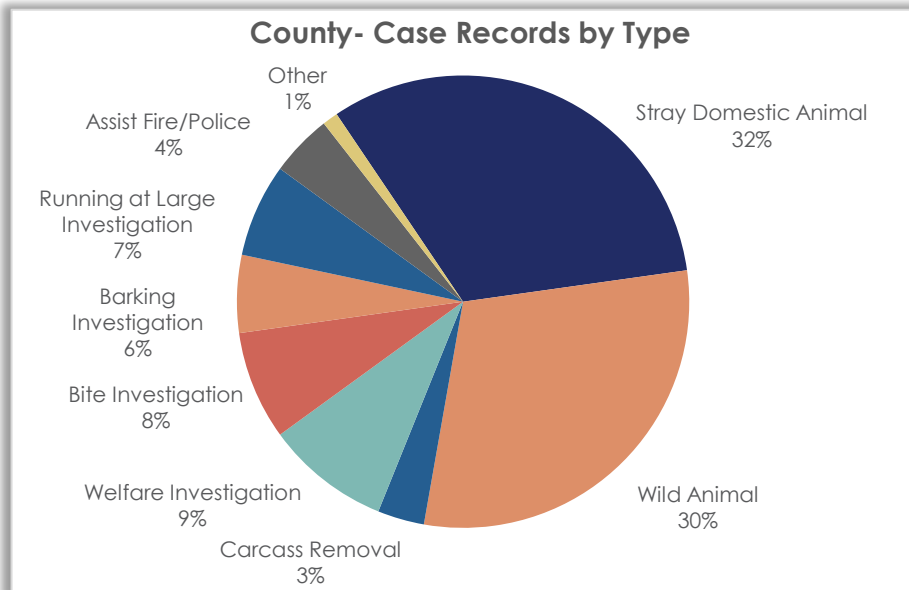
Case Records by Type: Rockford vs. Total Comparison



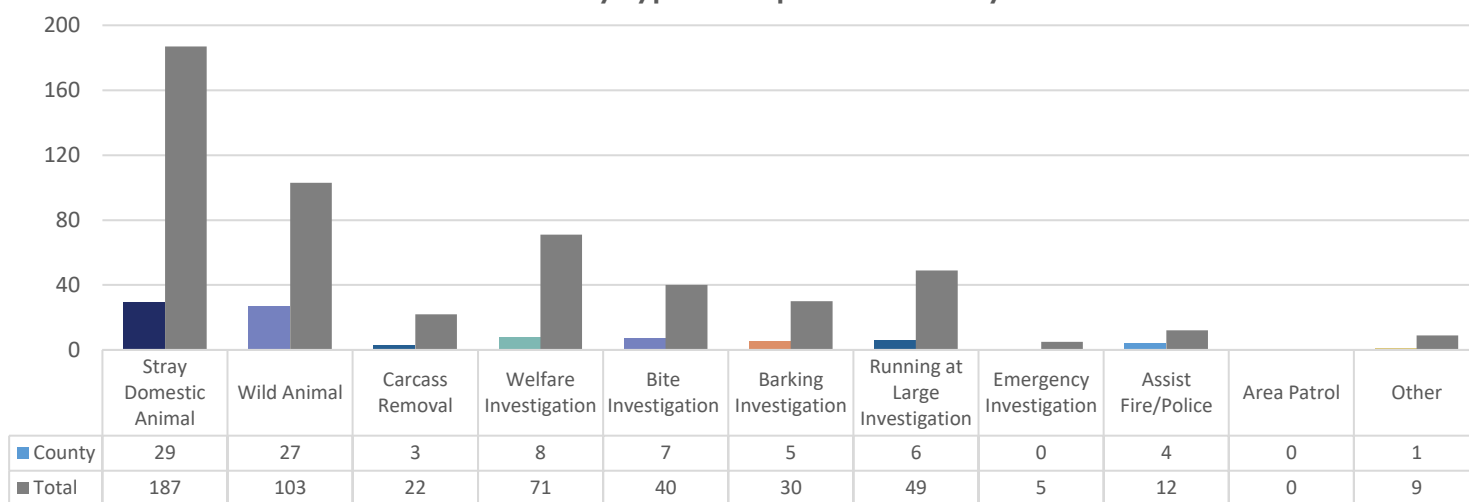
Monthly Operations Report – November 2022

Case Records for the County by Case Record Type

Case Record Types	Nov. 2022
Stray Domestic Animal	29
Wild Animal	27
Carcass Removal	3
Welfare Investigation	8
Bite Investigation	7
Barking Investigation	5
Running at Large Investigation	6
Emergency Investigation	0
Assist Fire/Police Dept.	4
Area Patrol	0
Other	1
	90



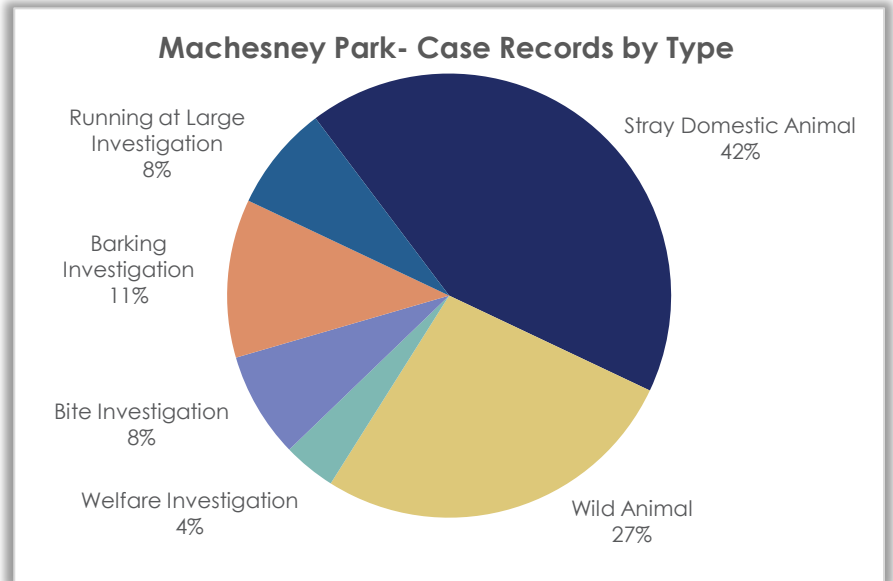
Case Records by Type: Comparison- County vs. Total



Monthly Operations Report – November 2022

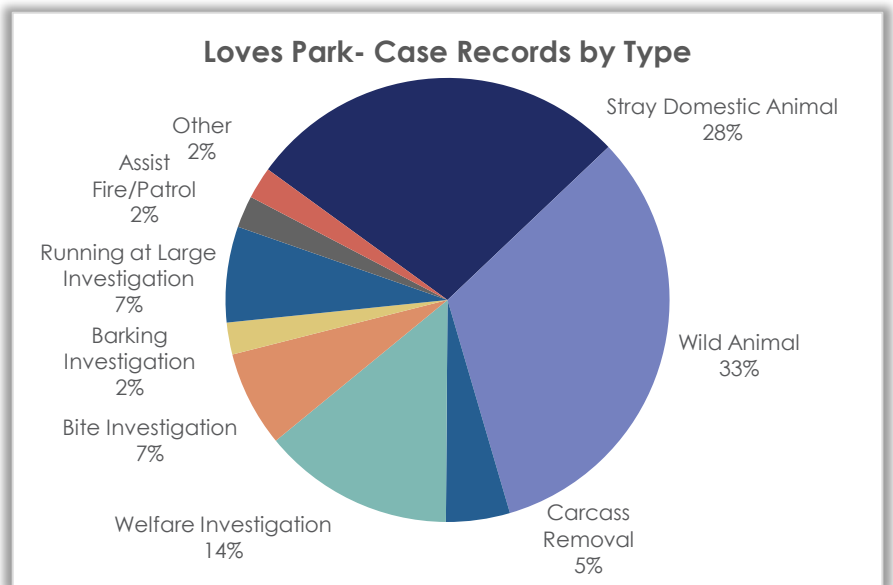
Case Records for Machesney Park by Case Record Type

Case Record Types	Nov. 2022
Stray Domestic Animal	11
Wild Animal	7
Carcass Removal	0
Welfare Investigation	1
Bite Investigation	2
Barking Investigation	3
Running at Large Investigation	2
Emergency Investigation	0
Assist Fire/Police Dept.	0
Area Patrol	0
Other	0
	26



Case Records for Loves Park by Case Record Type

Case Record Types	Nov. 2022
Stray Domestic Animal	12
Wild Animal	14
Carcass Removal	2
Welfare Investigation	6
Bite Investigation	3
Barking Investigation	1
Running at Large Investigation	3
Emergency Investigation	0
Assist Fire/Police Dept.	1
Area Patrol	0
Other	1
	43

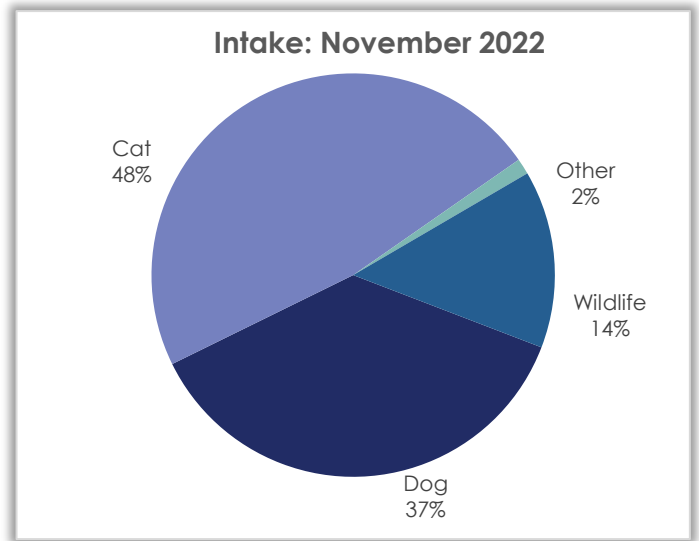


Monthly Operations Report – November 2022

Intake Statistics – Nov. 2022

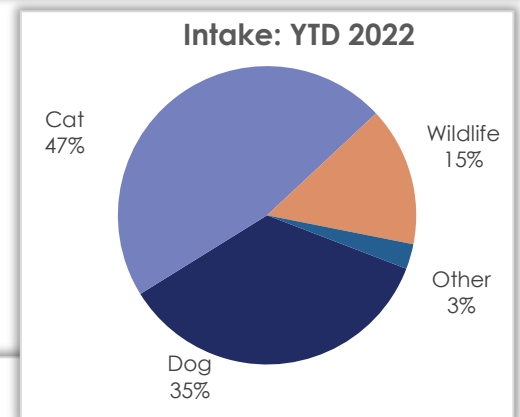
Intake by Species – Month/Year Comparison

Species	Nov. 2022	Nov. 2021	Nov. 2020
Dog	145	122	95
Cat	187	248	162
Guinea Pig	4	3	2
Pig	1	1	0
Turtle	0	1	0
Goat	0	2	0
Domestic Rabbit	0	17	0
Chicken	0	1	0
Domestic Bird	0	2	0
Lizard	0	0	1
Wildlife	56	9	18
Total	393	406	278

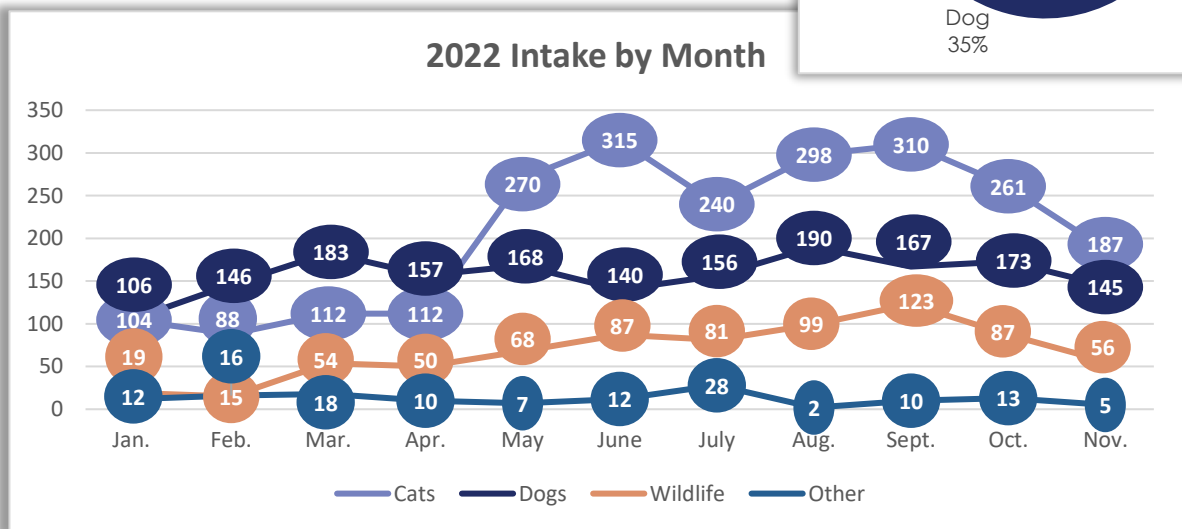


Intake by Species –YTD/Year Comparison

Species	YTD 2022	YTD 2021	YTD 2020
Dog	1,731	1,552	1,132
Cat	2,297	2,292	1,957
Wildlife	739	282	307
Other	133	218	68
Total	4,900	4,344	3,464



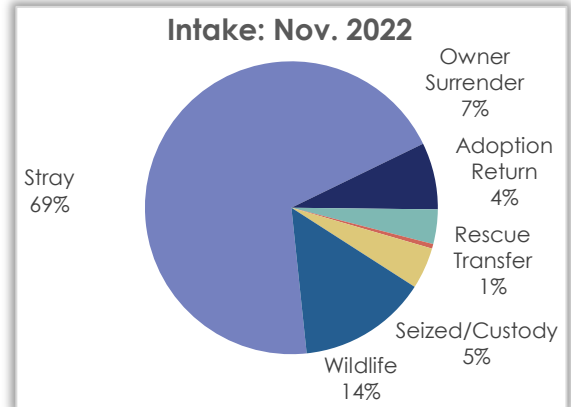
2022 Intake by Month



Monthly Operations Report – November 2022

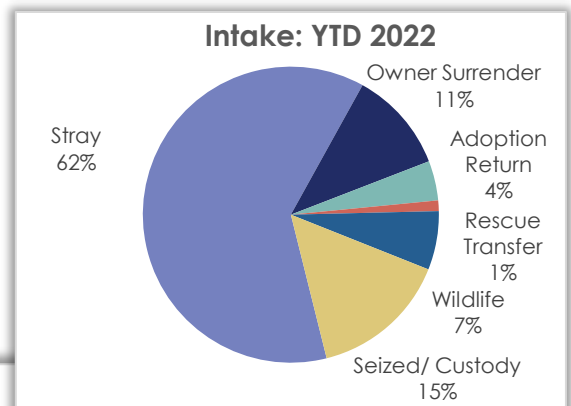
Intake by Type – Month/Year Comparison

Intake Type	Nov. 2022	Nov. 2021	Nov. 2020
Stray	273	292	183
Owner Surrender	29	58	33
Adoption Return	15	14	11
Rescue Transfer	2	12	40
Seized/Custody	18	21	11
Wildlife	56	9	0
Total	393	406	278

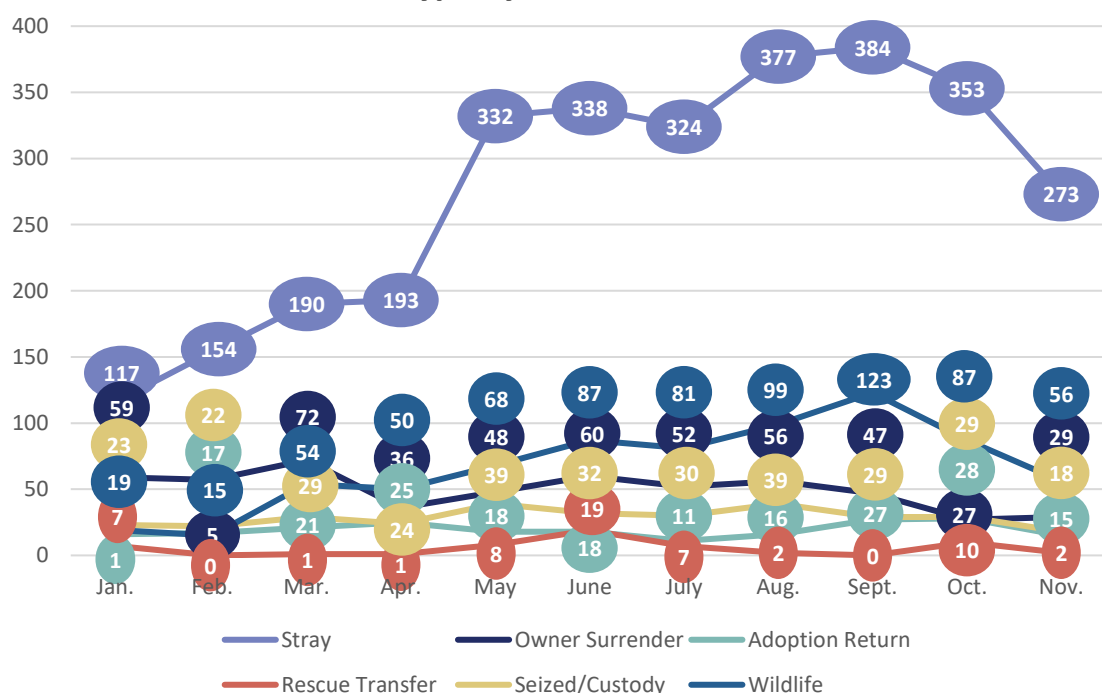


Intake by Type – YTD/Year Comparison

Intake Type	YTD 2022	YTD 2021	YTD 2020
Stray	3,035	2,745	2,457
Owner Surrender	543	769	537
Adoption Return	212	161	123
Rescue Transfer	57	147	169
Seized/Custody	314	301	178
Wildlife	739	221	-
Total	4,900	4,344	3,464



2022 Intake Type by Month



Monthly Operations Report – November 2022

Stray Intake

Stray Intake by Species – Month/Year Comparison

Species	Nov. 2022	Nov. 2021	Nov. 2020
Dog	105	90	64
Cat	165	194	100
Other/Wildlife	3	8	19
Total	273	292	183

Owner Surrender

Owner Surrender by Species – Month/Year Comparison

Species	Nov. 2022	Nov. 2021	Nov. 2020
Dog	14	17	16
Cat	13	30	15
Other	2	11	2
Total	29	58	33

Adoption Return

Adoption Returns by Species – Month/Year Comparison

Species	Nov. 2022	Nov. 2021	Nov. 2020
Dog	11	9	4
Cat	4	5	7
Other	0	0	0
Total	15	14	11

Seized/Custody

Seized/Custody by Species – Month/Year Comparison

Species	Nov. 2022	Nov. 2021	Nov. 2020
Dog	14	6	10
Cat	4	7	1
Other	0	8	0
Total	18	21	11



Monthly Operations Report – November 2022

Outcome Statistics – Nov. 2022

Return to Owner

Return to Owner by Species – Month/Year Comparison

Species	Nov. 2022	Nov. 2021	Nov. 2020
Dog	60	45	44
Cat	4	5	3
Other	0	2	0
Total	64	52	47

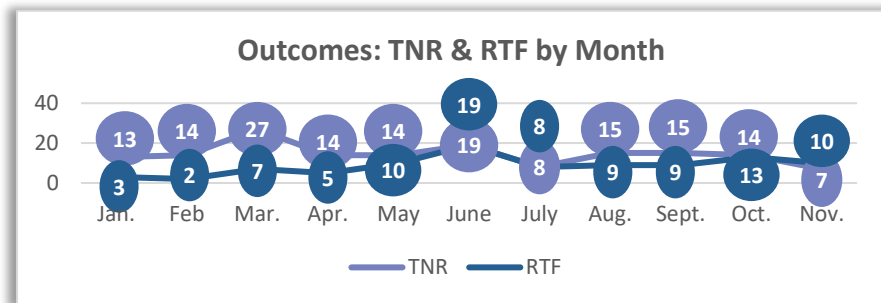
Return to Owner by Species – YTD/Year Comparison

Species	YTD 2022	YTD 2021	YTD 2020
Dog	650	662	479
Cat	68	55	29
Other	20	21	6
Total	738	738	514

TNR and RTF

Trap-Neuter-Return and Return-to-Field Outcomes by Month

	Jan.	Feb.	Mar.	Apr.	May	June	July	Aug.	Sept.	Oct.	Nov.	
TNR	13	14	27	14	14	19	8	15	15	14	7	160
RTF	3	2	7	5	10	19	8	9	9	13	10	95
	16	16	34	19	24	38	16	24	24	27	17	



Wildlife

Wildlife Rehabilitation Month/Year and Year Comparisons

Nov. 2022

Nov. 2022	Nov. 2021	Nov. 2020
4	0	2

YTD 2022

YTD 2022	YTD 2021	YTD 2020
103	83	57

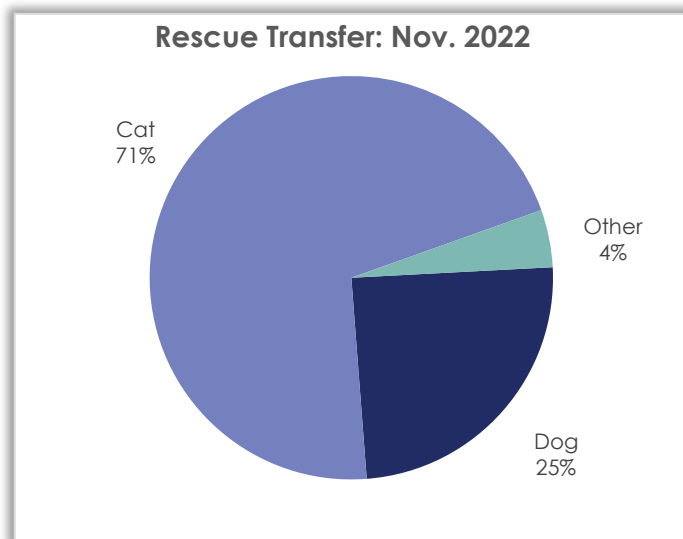


Monthly Operations Report – November 2022

Rescue Transfer

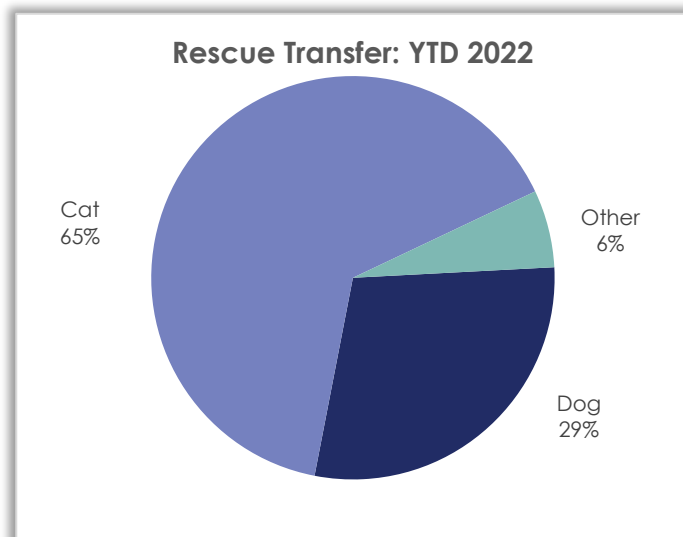
Rescue Transfer by Species – Month/Year Comparison

Species	Nov. 2022	Nov. 2021	Nov. 2020
Dog	16	4	9
Cat	46	17	9
Guinea Pig	2	2	0
Domestic Rabbit	1	5	0
Total	65	28	18



Rescue Transfer by Species – YTD/Year Comparison

Species	YTD 2022	YTD 2021	YTD 2020
Dog	93	70	78
Cat	209	142	162
Other	20	38	8
Total	322	250	248

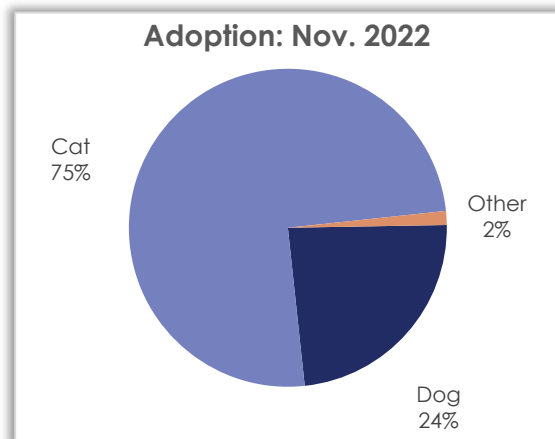


Monthly Operations Report – November 2022

Adoption

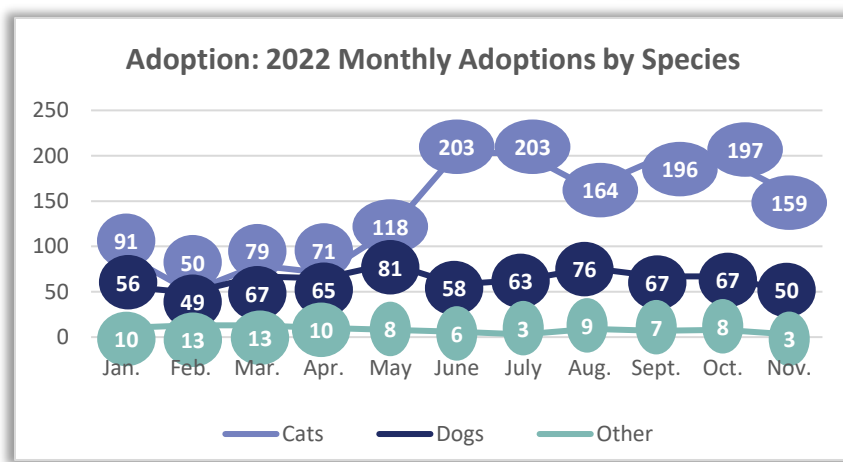
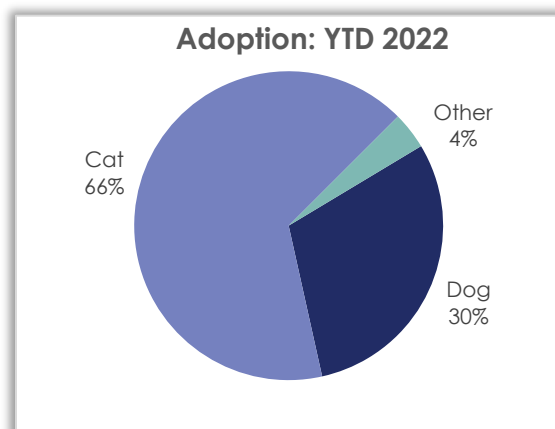
Adoption by Species – Month/Year Comparison

Species	Nov. 2022	Nov. 2021	Nov. 2020
Dog	50	56	34
Cat	159	163	145
Domestic Rabbit	2	10	0
Pig	1	0	0
Chicken	0	1	0
Guinea Pig	0	0	2
Lizard	0	0	1
Total	212	230	182



Adoption by Species – YTD/Year Comparison

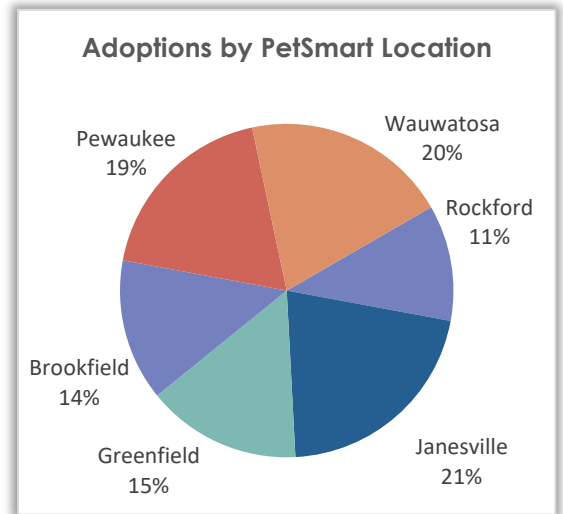
Species	YTD 2022	YTD 2021	YTD 2020
Dog	699	582	389
Cat	1,531	1,593	1,169
Other	90	139	56
Total	2,320	2,314	1,614



Monthly Operations Report – November 2022

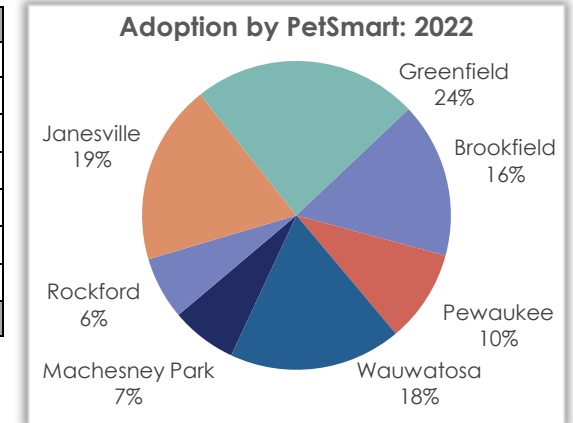
Off-site Adoptions by PetSmart Location – Month/Year Comparison

PetSmart Location	Nov. 2022	Nov. 2021	Nov. 2020
Machesney Park	0	30	0
Rockford	9	20	0
Janesville	17	11	20
Greenfield	12	12	18
Brookfield	11	6	17
Pewaukee	15	6	4
Wauwatosa	17	-	-
Total	81	58	59

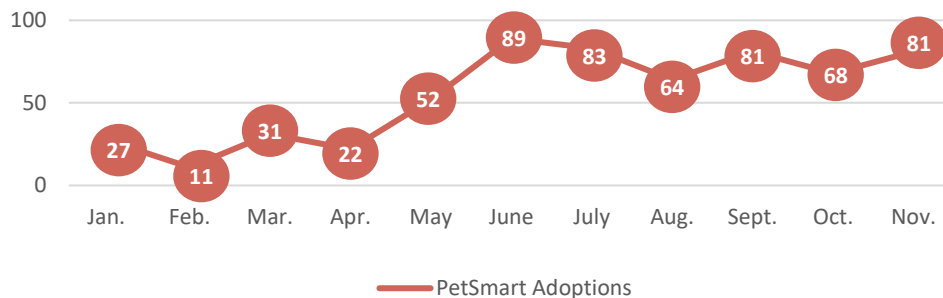


Off-site Adoptions by PetSmart Location – YTD/Year Comparison

PetSmart Location	YTD 2022	YTD 2021	YTD 2020
Machesney Park	42	49	17
Rockford	40	0	18
Janesville	115	169	45
Greenfield	144	176	118
Brookfield	99	128	142
Pewaukee	59	49	24
Wauwatosa	110	6	-
Total	609	577	364



PetSmart: 2022 Total Monthly Adoptions



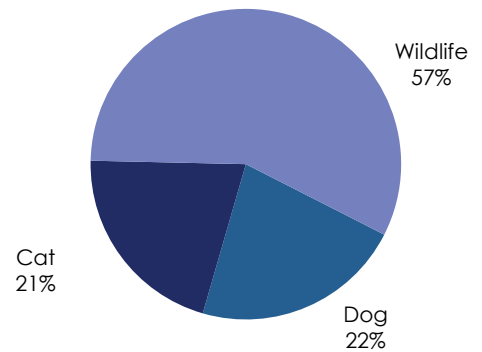
Monthly Operations Report – November 2022

Euthanasia

Euthanasia by Species – Month/Year Comparison

Species	Nov. 2022	Nov. 2021	Nov. 2020
Dog	20	17	9
Cat	19	17	10
Other	0	0	0
Wildlife	52	10	16
Total	91	44	35

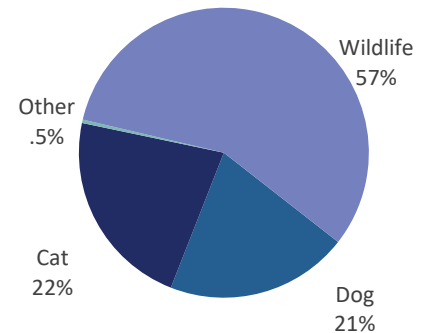
Euthanasia: Nov. 2022



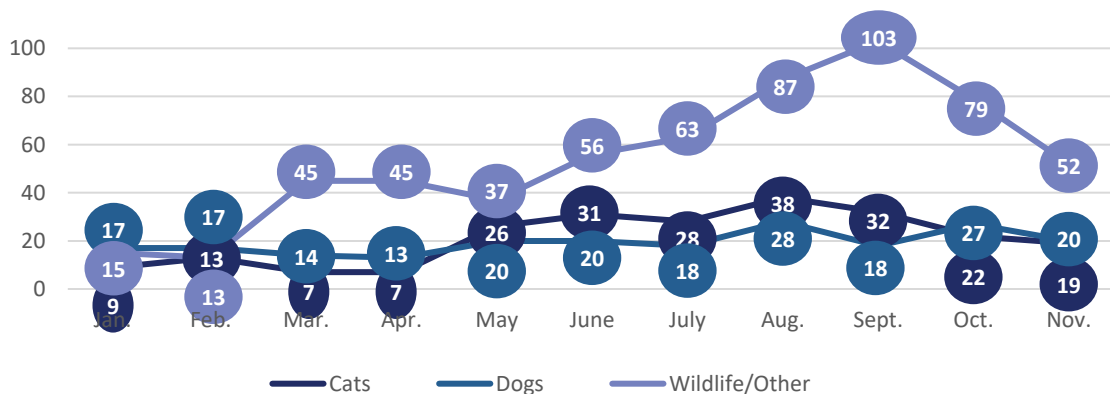
Euthanasia by Species – YTD/Year Comparison

Species	YTD 2022	YTD 2021	YTD 2020
Dog	212	155	165
Cat	232	205	283
Other	4	4	1
Wildlife	591	181	218
Total	1,039	545	667

Euthanasia: YTD 2022



Euthanasia: 2022 Monthly Euthanasia Count by Species



Monthly Operations Report – November 2022

Veterinary Operations – Nov. 2022

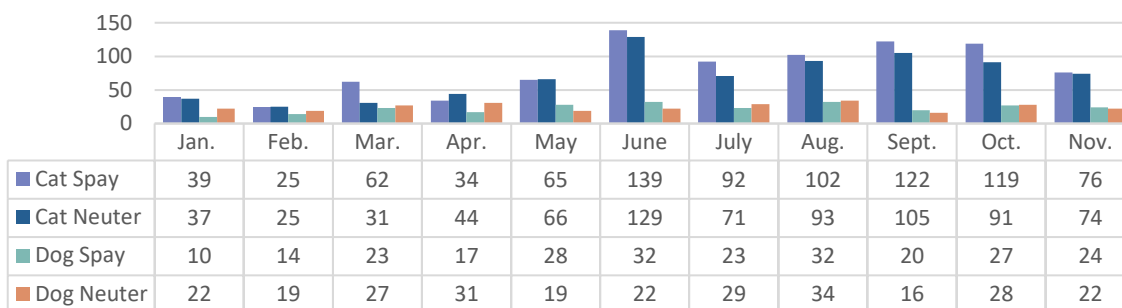
Spay/Neuter Surgeries – Nov. Totals

	Dog	Cat	
Spay	24	76	100
Neuter	22	74	96
Total	46	150	196

Spay/Neuter Surgeries – YTD Totals

	Dog	Cat	
Spay	250	875	1,125
Neuter	269	766	1,035
Total	519	1,641	2,160

Veterinary - Spay/Neuter Surgeries - by Species by Month



Veterinary – Other Procedures - 2022 by Month

Procedure	Jan	Feb	Mar	April	May	June	July	Aug	Sept	Oct	Nov	
Entropion	0	0	0	1	0	0	0	2	2	0	0	5
Repair Umbilical Hernia	2	0	0	0	0	2	0	1	0	1	0	6
Remove Growth	2	1	1	0	2	2	1	0	0	0	0	9
Treat/Close Wound	0	1	0	0	1	1	2	1	1	2	3	12
Enucleation	0	3	0	0	0	5	0	4	0	0	1	13
Repair Cherry Eye	0	0	1	0	0	0	0	0	0	0	0	1
Leg Amputation	0	0	1	0	1	0	0	1	0	0	1	4
FHO	0	0	0	0	0	1	0	0	0	0	1	2
Toe Amputation	0	0	0	0	0	0	0	1	0	0	0	1
Abdominal Exploratory	0	0	0	0	0	1	0	0	0	0	0	1
Kidney Removal	0	0	0	0	0	0	0	0	1	0	0	1
Tail Amputation	0	0	0	0	0	0	0	0	1	0	1	2
	4	5	3	1	4	12	3	12	5	3	7	59

