

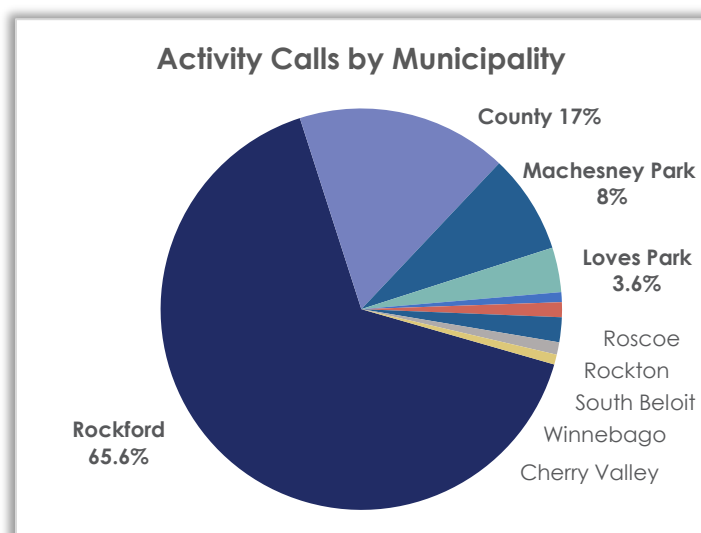
Monthly Operations Report – January 2023

Field Services Case Records – January 2023

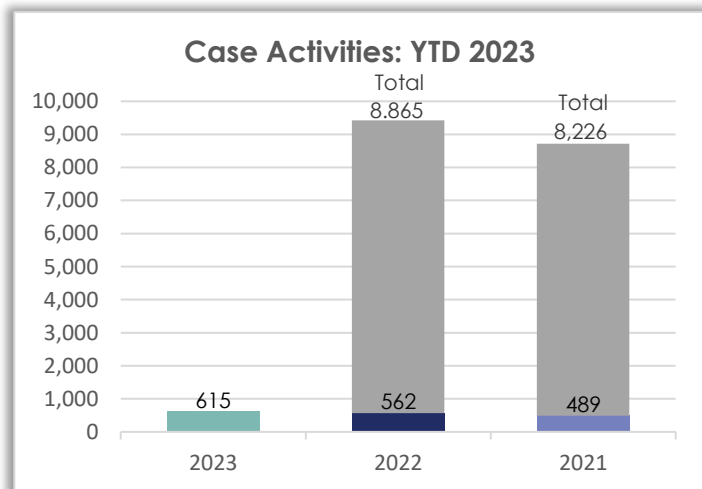
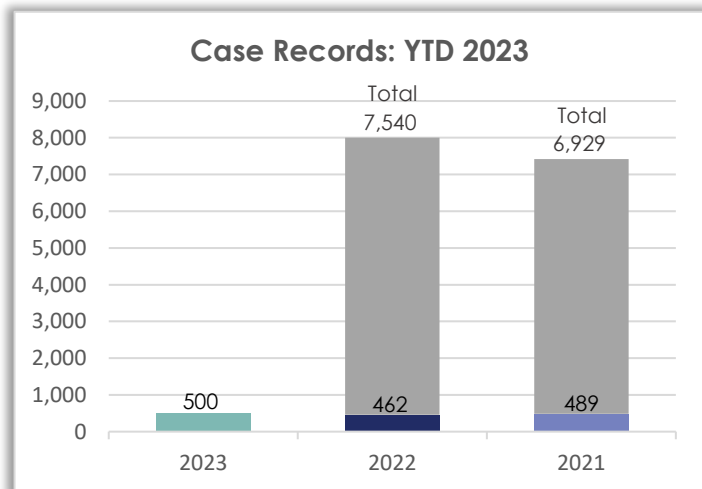
PLEASE NOTE: WCAS transitioned to a new data management system at the beginning of April 2021. Due to this transition, the way in which field services-related incidents are tallied has changed. Beginning April of 2021, these totals reflect one case record per call/reported incident. (A case record is comprised of all activities completed by staff in relation to an incident.) Previously, the totals presented in this portion of the report were a tally of all individual activities that had been completed.

Case Records by Municipality – Month/Year Comparison

| Municipality | Jan. 2023 | Jan. 2022 | Jan. 2021 |
|----------------|------------|------------|------------|
| Rockford | 328 | 305 | 291 |
| County | 85 | 33 | 89 |
| Machesney Park | 40 | 26 | 37 |
| Loves Park | 18 | 25 | 40 |
| Rockton | 4 | 11 | 9 |
| Roscoe | 6 | 27 | 10 |
| South Beloit | 10 | 2 | 6 |
| Durand | 0 | 0 | 0 |
| Pecatonica | 0 | 20 | 0 |
| Winnebago | 5 | 4 | 4 |
| New Milford | 0 | 0 | 1 |
| Cherry Valley | 4 | 6 | 2 |
| Total | 500 | 462 | 489 |



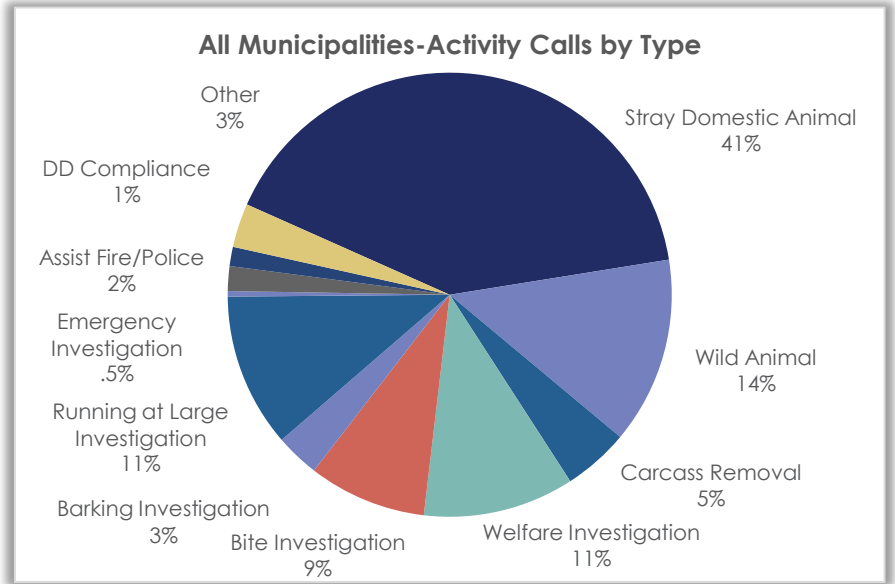
All Municipalities – Case Records & Case Activities: YTD/Year Comparison



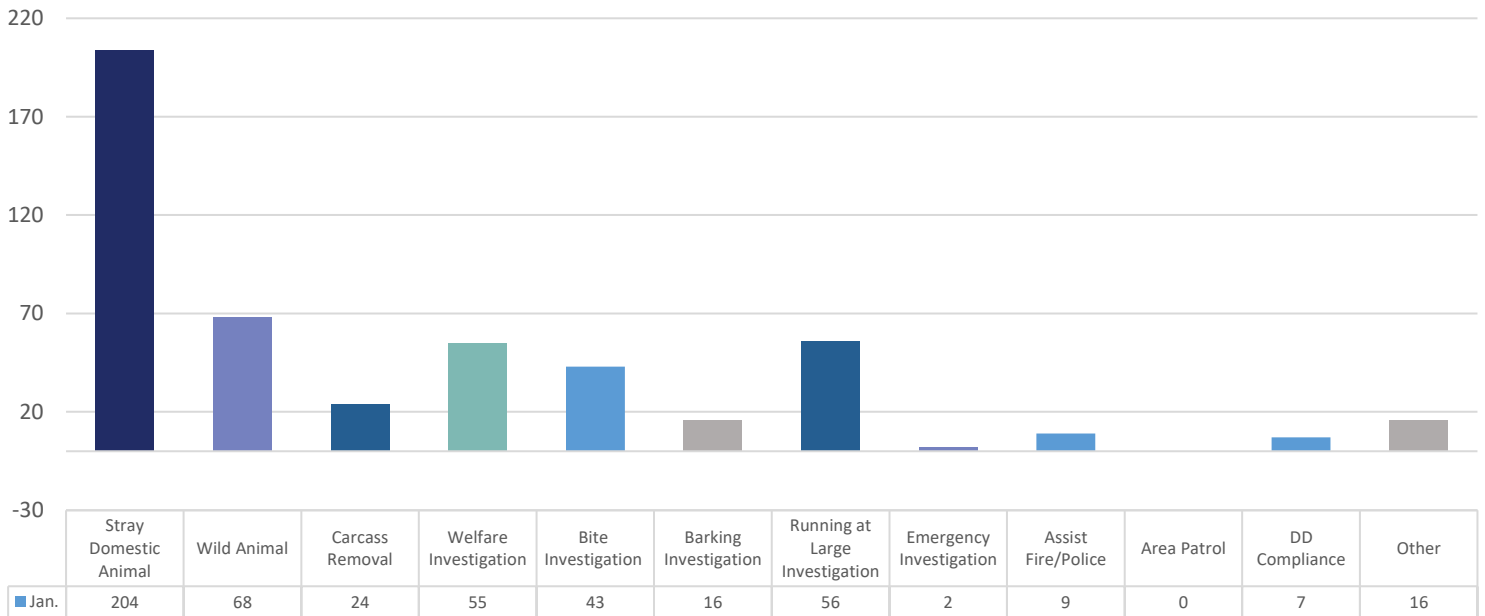
Monthly Operations Report – January 2023

Activity Calls for All Municipalities by Activity Call Type

| Activity Call Types | Jan. 2023 |
|--------------------------------|------------|
| Stray Domestic Animal | 204 |
| Wild Animal | 68 |
| Carcass Removal | 24 |
| Welfare Investigation | 55 |
| Bite Investigation | 43 |
| Barking Investigation | 16 |
| Running at Large Investigation | 56 |
| Emergency Investigation | 2 |
| Assist Fire/Police Dept. | 9 |
| Area Patrol | 0 |
| Dangerous Dog Compliance | 7 |
| Other | 16 |
| | 500 |



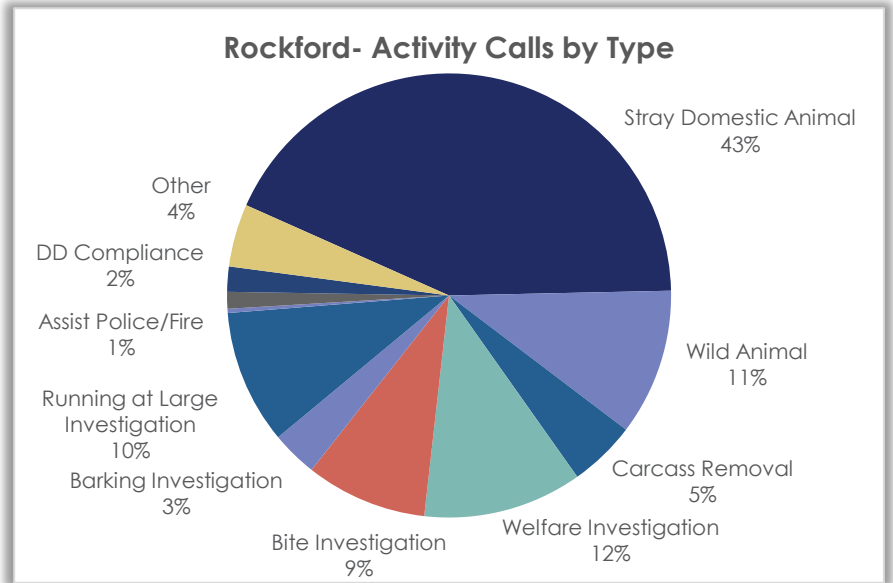
Activity Calls by Type: January 2023



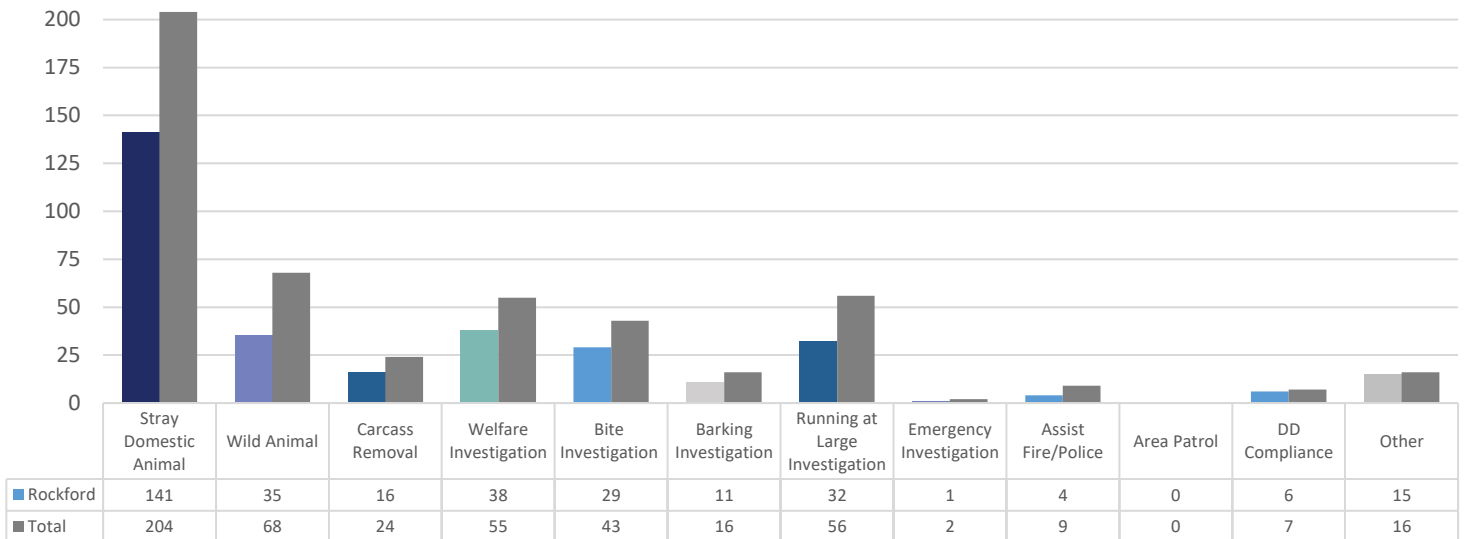
Monthly Operations Report – January 2023

Activity Calls for Rockford by Activity Call Type

| Activity Call Types | Jan. 2023 |
|--------------------------------|------------|
| Stray Domestic Animal | 141 |
| Wild Animal | 35 |
| Carcass Removal | 16 |
| Welfare Investigation | 38 |
| Bite Investigation | 29 |
| Barking Investigation | 11 |
| Running at Large Investigation | 32 |
| Emergency Investigation | 1 |
| Assist Fire/Police Dept. | 4 |
| Area Patrol | 0 |
| Dangerous Dog Compliance | 6 |
| Other | 15 |
| | 328 |



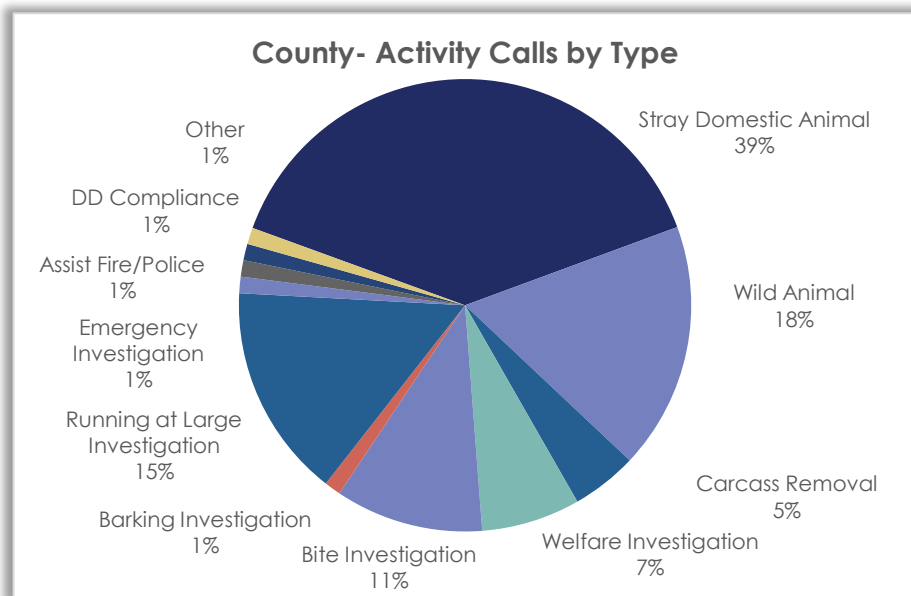
Activity Calls by Type: Rockford vs. Total Comparison



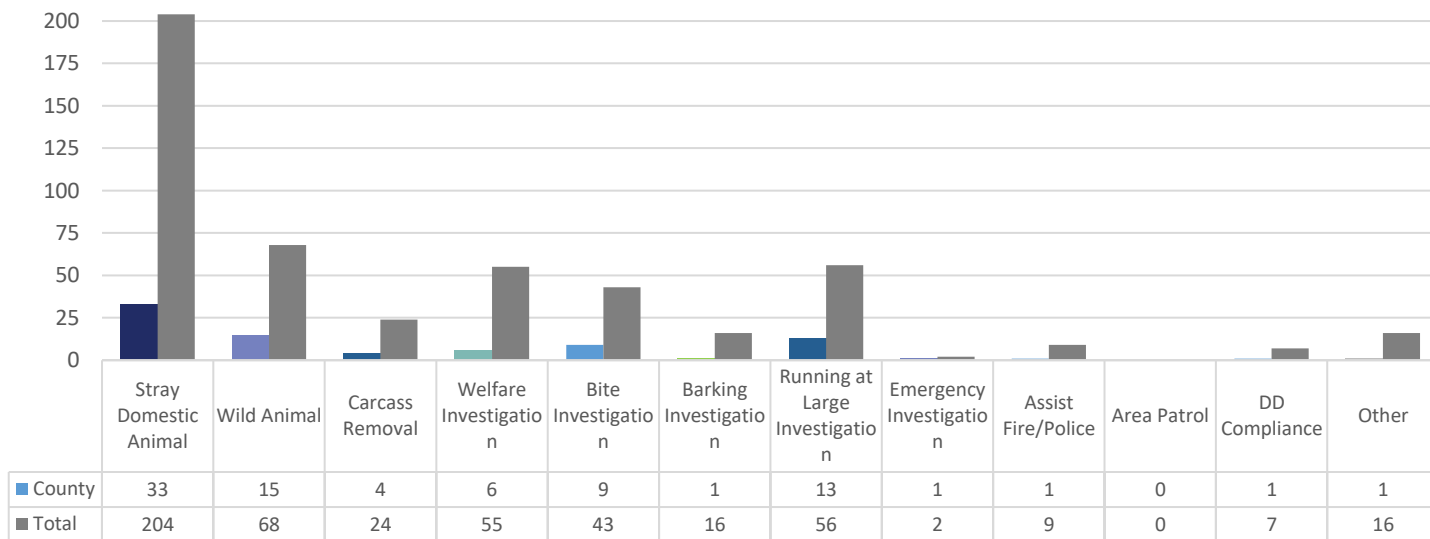
Monthly Operations Report – January 2023

Activity Calls for the County by Activity Call Type

| Activity Call Types | Jan. 2023 |
|--------------------------------|-----------|
| Stray Domestic Animal | 33 |
| Wild Animal | 15 |
| Carcass Removal | 4 |
| Welfare Investigation | 6 |
| Bite Investigation | 9 |
| Barking Investigation | 1 |
| Running at Large Investigation | 13 |
| Emergency Investigation | 1 |
| Assist Fire/Police Dept. | 1 |
| Area Patrol | 0 |
| Dangerous Dog Compliance | 1 |
| Other | 1 |
| | 85 |



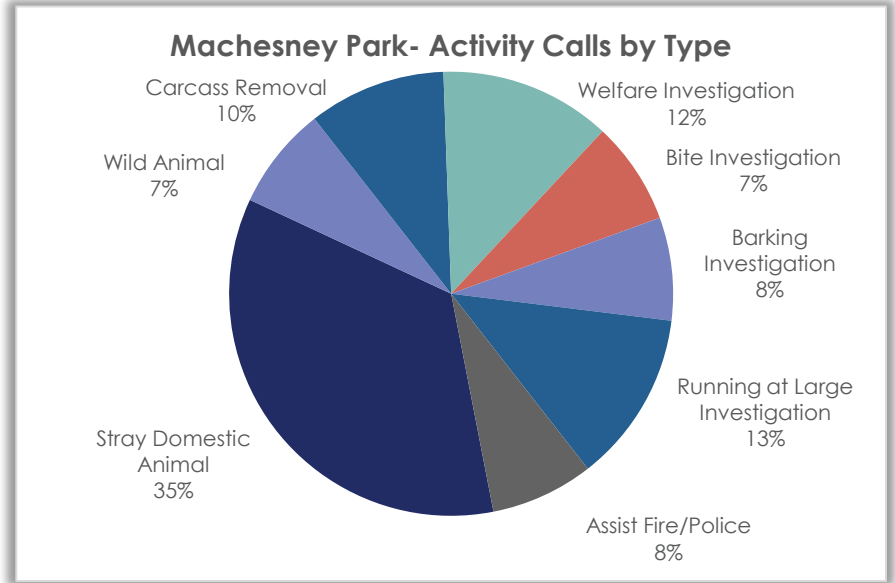
Activity Calls Type: Comparison- County vs. Total



Monthly Operations Report – January 2023

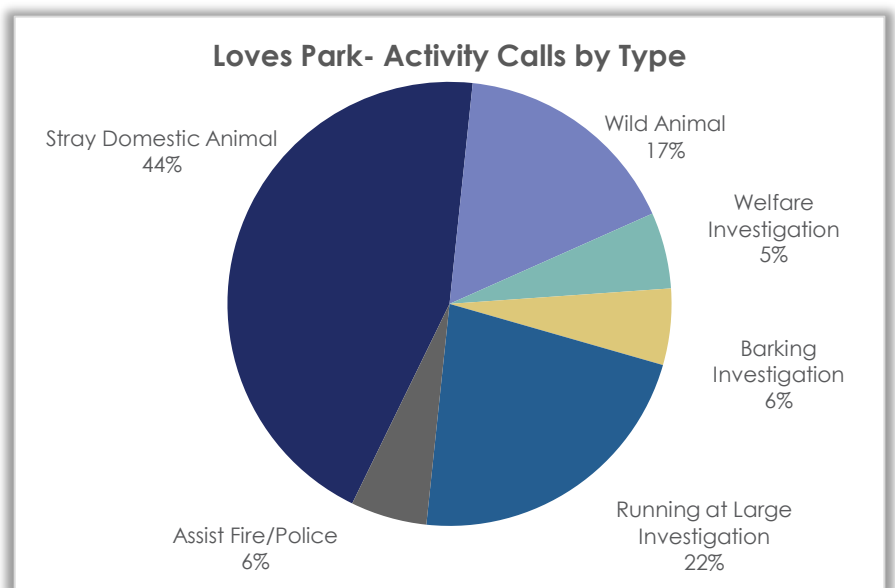
Activity Calls for Machesney Park by Activity Call Type

| Activity Call Types | Jan. 2023 |
|--------------------------------|-----------|
| Stray Domestic Animal | 14 |
| Wild Animal | 3 |
| Carcass Removal | 4 |
| Welfare Investigation | 5 |
| Bite Investigation | 3 |
| Barking Investigation | 3 |
| Running at Large Investigation | 5 |
| Emergency Investigation | 0 |
| Assist Fire/Police Dept. | 3 |
| Area Patrol | 0 |
| Dangerous Dog Compliance | 0 |
| Other | 0 |
| | 40 |



Activity Calls for Loves Park by Activity Call Type

| Activity Call Types | Jan. 2023 |
|--------------------------------|-----------|
| Stray Domestic Animal | 8 |
| Wild Animal | 3 |
| Carcass Removal | 0 |
| Welfare Investigation | 1 |
| Bite Investigation | 0 |
| Barking Investigation | 1 |
| Running at Large Investigation | 4 |
| Emergency Investigation | 0 |
| Assist Fire/Police Dept. | 1 |
| Area Patrol | 0 |
| Dangerous Dog Compliance | 0 |
| Other | 0 |
| | 18 |

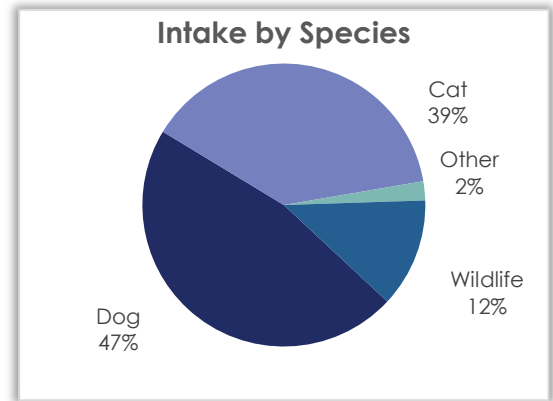


Monthly Operations Report – January 2023

Intake Statistics – January 2023

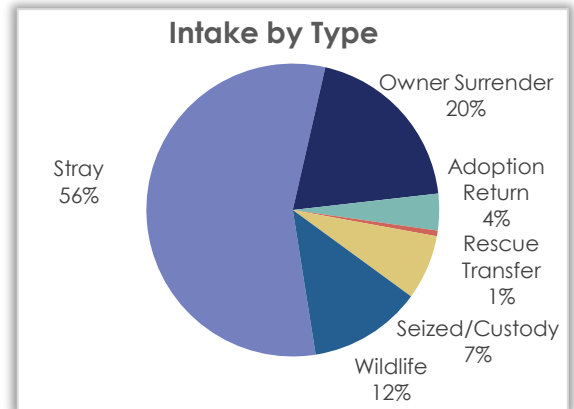
Intake by Species – Month/Year Comparison

| Species | Jan. 2023 | Jan. 2022 | Jan. 2021 |
|-----------------|------------|------------|------------|
| Dog | 150 | 106 | 106 |
| Cat | 124 | 104 | 129 |
| Fish | 4 | 0 | 0 |
| Domestic Rabbit | 3 | 10 | 9 |
| Guinea Pig | 0 | 2 | 33 |
| Potbelly Pig | 0 | 0 | 2 |
| Domestic Bird | 0 | 0 | 7 |
| Wildlife | 40 | 19 | 8 |
| Total | 321 | 241 | 294 |



Intake by Type – Month/Year Comparison

| Intake Type | Jan. 2023 | Jan. 2022 | Jan. 2021 |
|-----------------|------------|------------|------------|
| Stray | 180 | 117 | 160 |
| Owner Surrender | 63 | 59 | 72 |
| Adoption Return | 13 | 16 | 13 |
| Rescue Transfer | 2 | 7 | 19 |
| Seized/Custody | 23 | 23 | 30 |
| Wildlife | 40 | 19 | - |
| Total | 321 | 241 | 294 |



Monthly Operations Report – January 2023

Stray Intake

Stray Intake by Species – Month/Year Comparison

| Species | Jan. 2023 | Jan. 2022 | Jan. 2021 |
|----------------|------------|------------|------------|
| Dog | 106 | 56 | 58 |
| Cat | 74 | 61 | 86 |
| Other/Wildlife | 0 | 0 | 16 |
| Total | 180 | 117 | 160 |

Owner Surrender

Owner Surrender by Species – Month/Year Comparison

| Species | Jan. 2023 | Jan. 2022 | Jan. 2021 |
|--------------|-----------|-----------|-----------|
| Dog | 21 | 21 | 24 |
| Cat | 39 | 29 | 19 |
| Other | 3 | 9 | 29 |
| Total | 63 | 59 | 72 |

Adoption Return

Adoption Returns by Species – Month/Year Comparison

| Species | Jan. 2023 | Jan. 2022 | Jan. 2021 |
|--------------|-----------|-----------|-----------|
| Dog | 7 | 8 | 9 |
| Cat | 6 | 5 | 4 |
| Other | 0 | 3 | 0 |
| Total | 13 | 16 | 13 |

Seized/Custody

Seized/Custody by Species – Month/Year Comparison

| Species | Jan. 2023 | Jan. 2022 | Jan. 2021 |
|--------------|-----------|-----------|-----------|
| Dog | 16 | 18 | 15 |
| Cat | 3 | 5 | 1 |
| Other | 4 | 0 | 14 |
| Total | 23 | 23 | 30 |



Monthly Operations Report – January 2023

Outcome Statistics – January 2023

Return to Owner

Return to Owner by Species – Month/Year Comparison

| Species | January 2023 | January 2022 | January 2021 |
|--------------|--------------|--------------|--------------|
| Dog | 61 | 41 | 43 |
| Cat | 8 | 5 | 2 |
| Total | 69 | 46 | 45 |

Trap-Neuter-Return and Return-to-Field Outcomes

| | January 2023 | January 2022 | January 2021 |
|------------|--------------|--------------|--------------|
| TNR | 0 | 13 | 9 |
| RTF | 1 | 3 | 3 |
| | 1 | 16 | 12 |

Wildlife Rehabilitation

| January 2023 | January 2022 | January 2021 |
|--------------|--------------|--------------|
| 2 | 3 | 0 |

Rescue Transfer

Rescue Transfer by Species – Month/Year Comparison

| Species | Jan. 2023 | Jan. 2022 | Jan. 2021 |
|-----------------|-----------|-----------|-----------|
| Dog | 14 | 5 | 9 |
| Cat | 78 | 0 | 5 |
| Potbelly Pig | 0 | 0 | 1 |
| Domestic Rabbit | 3 | 2 | 3 |
| Domestic Bird | 0 | 0 | 4 |
| Total | 95 | 7 | 22 |

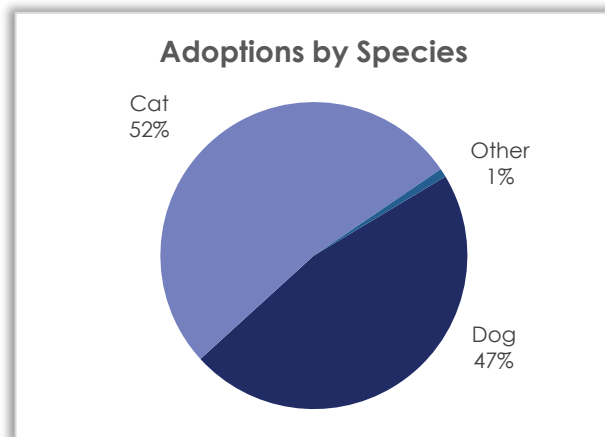


Monthly Operations Report – January 2023

Adoption

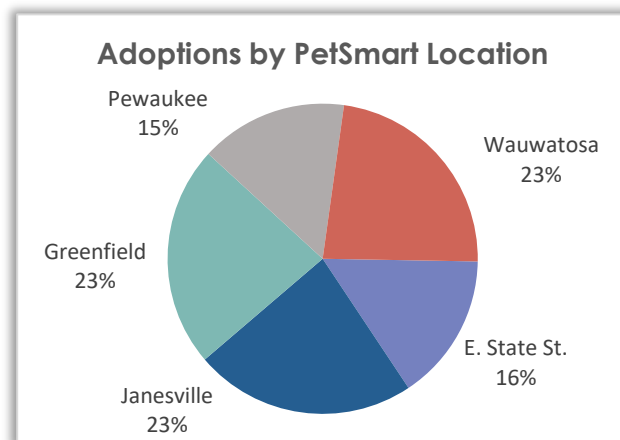
Adoption by Species – Month/Year Comparison

| Species | Jan. 2023 | Jan. 2022 | Jan. 2021 |
|-----------------|------------|------------|------------|
| Dog | 52 | 56 | 45 |
| Cat | 58 | 91 | 95 |
| Guinea Pig | 0 | 3 | 20 |
| Potbelly Pig | 0 | 0 | 2 |
| Domestic Bird | 0 | 0 | 7 |
| Domestic Rabbit | 1 | 7 | 5 |
| Total | 111 | 157 | 174 |



Off-site Adoptions by PetSmart Location – Month/Year Comparison

| PetSmart Location | Jan. 2023 | Jan. 2022 | Jan. 2021 |
|-------------------|-----------|-----------|-----------|
| Hwy 173 | 0 | 5 | 2 |
| E. State St. | 2 | 0 | 0 |
| Janesville | 3 | 4 | 9 |
| Greenfield | 3 | 7 | 7 |
| Brookfield | 0 | 5 | 15 |
| Pewaukee | 2 | 1 | 4 |
| Wauwatosa | 3 | 5 | - |
| Total | 13 | 27 | 37 |

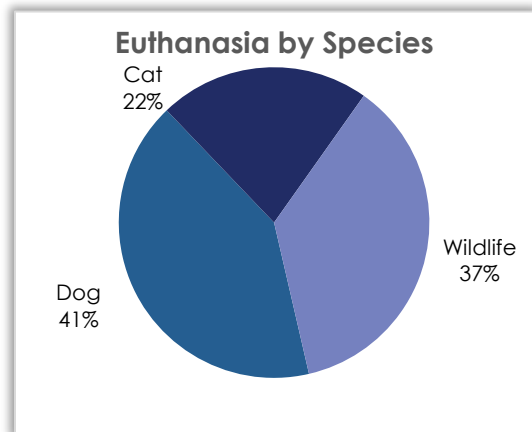


Monthly Operations Report – January 2023

Euthanasia

Euthanasia by Species – Month/Year Comparison

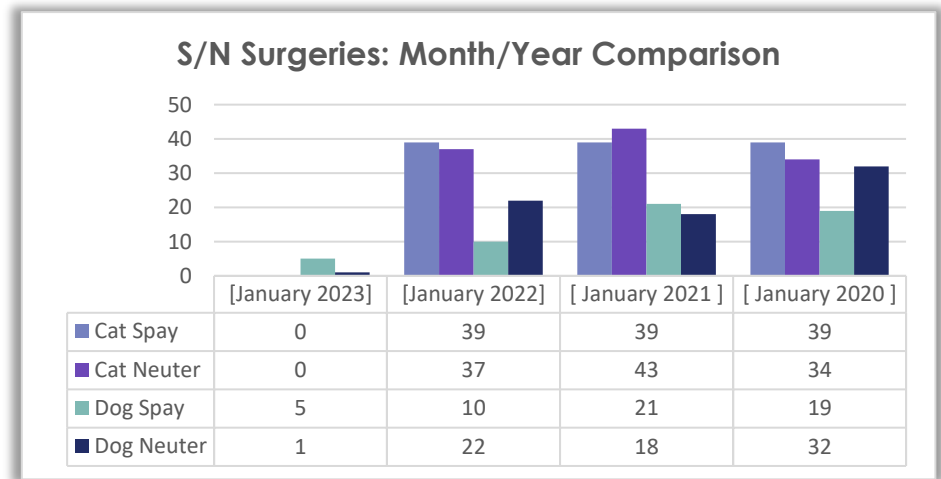
| Species | Jan. 2023 | Jan. 2022 | Jan. 2021 |
|--------------|-----------|-----------|-----------|
| Dog | 28 | 17 | 6 |
| Cat | 8 | 9 | 9 |
| Other | 0 | 0 | 1 |
| Wildlife | 33 | 15 | 8 |
| Total | 69 | 41 | 24 |



Veterinary Operations – January 2023

Onsite Spay/Neuter Surgeries – January Totals

| | Dog | Cat | |
|--------------|----------|----------|----------|
| Spay | 5 | 0 | 5 |
| Neuter | 1 | 0 | 1 |
| Total | 6 | 0 | 6 |



Veterinary – Other Procedures – January Totals

| Procedure | January |
|-----------------|----------|
| Remove Growth | 1 |
| Tail Amputation | 1 |
| Total | 2 |

