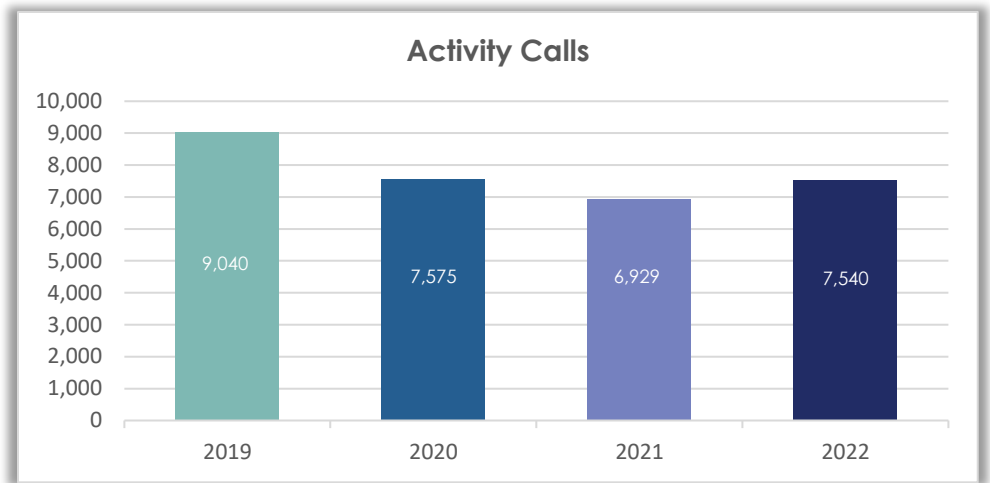


Field Services

Activity Calls by Municipality - 2022

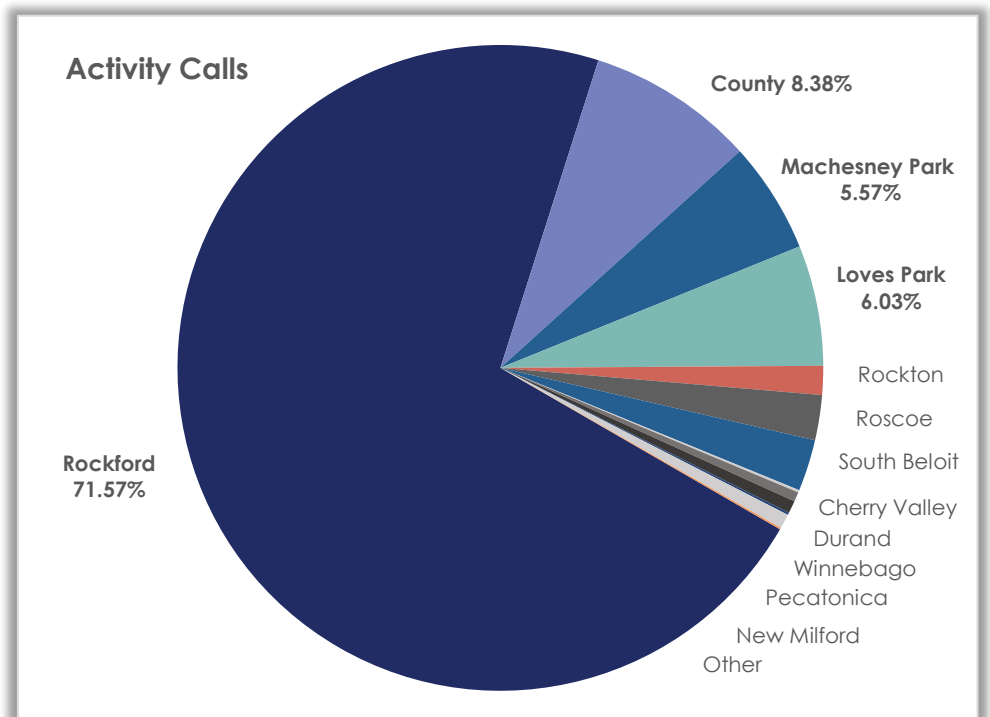
Municipality	2022
Rockford	5,397
County	632
Machesney Park	420
Loves Park	455
Rockton	109
Roscoe	170
South Beloit	195
Durand	9
Pecatonica	36
Winnebago	47
New Milford	9
Cherry Valley	55
Boone County	0
Other	6
Total	7,540

Animal Services officers investigate animal related calls. Services include animal bite reports, animal welfare and cruelty checks, rabies control, stray animals, and emergency response for sick and injured stray animals. Officers also enforce all State of Illinois and local animal ordinances in Winnebago County, helping to keep pets and people safer.



Activity Calls by Municipality - 2022

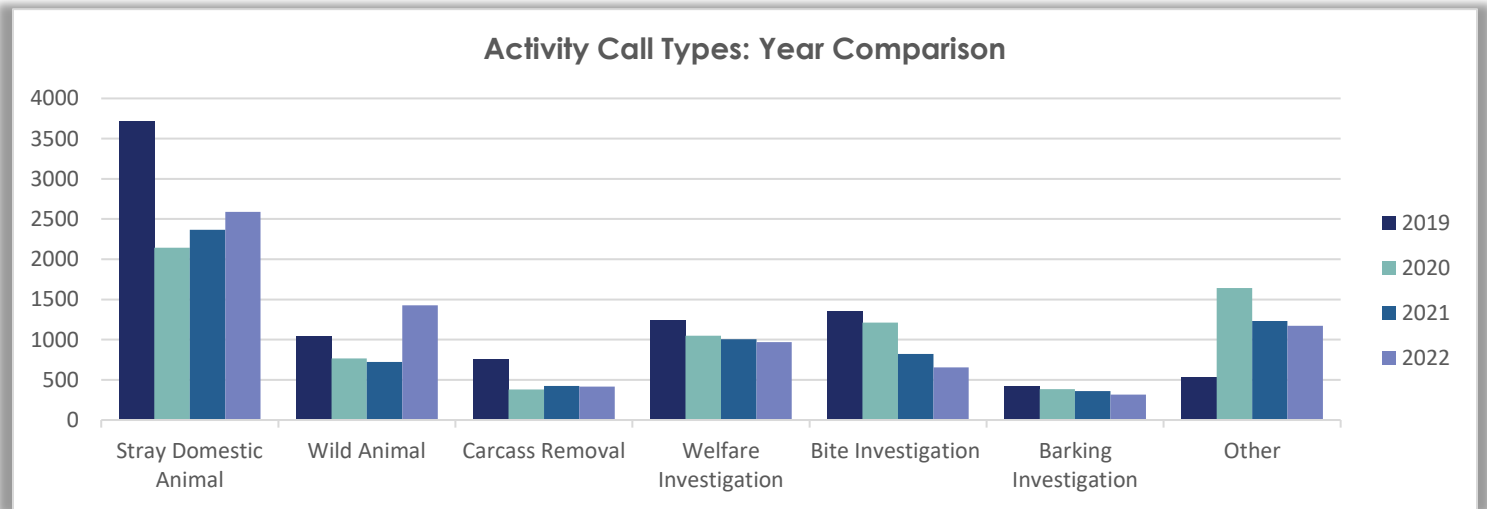
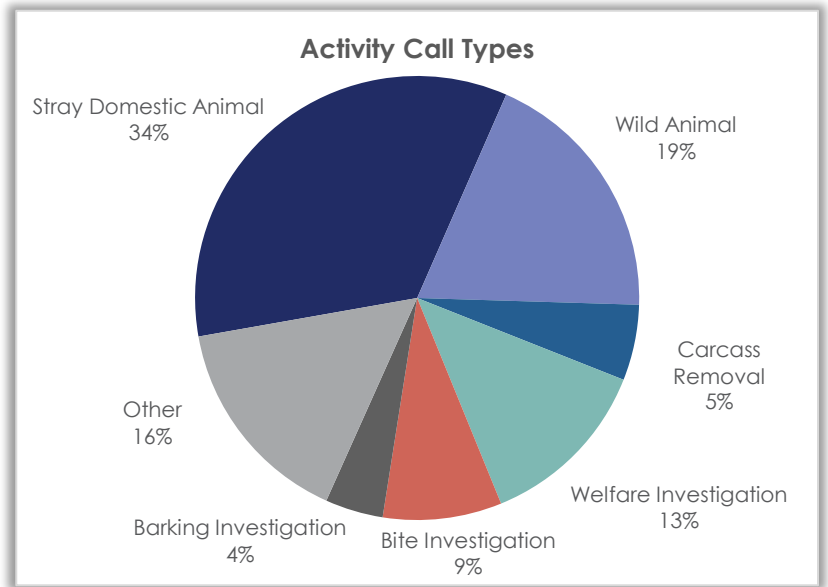
Out of the over 7,500 activity calls that our Animal Services offers responded to, 71.57% of those calls were within the City of Rockford. Subsequently, 8.38% of those calls were to Winnebago County, 5.57% were in Machesney Park, and 6.03% to Loves Park.



Officer Activity

In 2022, Animal Services Officers handled over 7,500 calls. 34% of the calls were for a stray domestic animal, usually a dog running loose. Investigation for welfare, a bite, or barking made up 25% of calls. "Other" calls included other investigations (e.g. running at large, rabies vaccination/registration, animal fighting) and assisting other agencies (e.g. police, fire departments) or assisting animal owners.

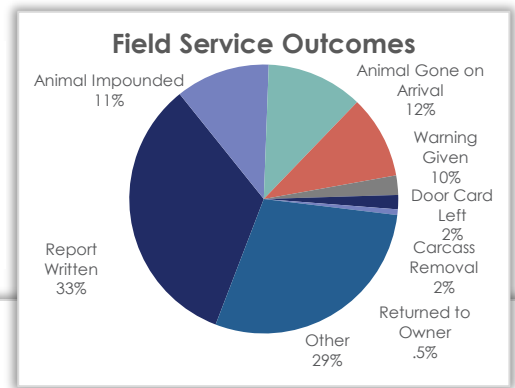
Statistics for 2019-2022 are shown below. There was a significant decrease in the number of calls responded to by Animal Services Officers.



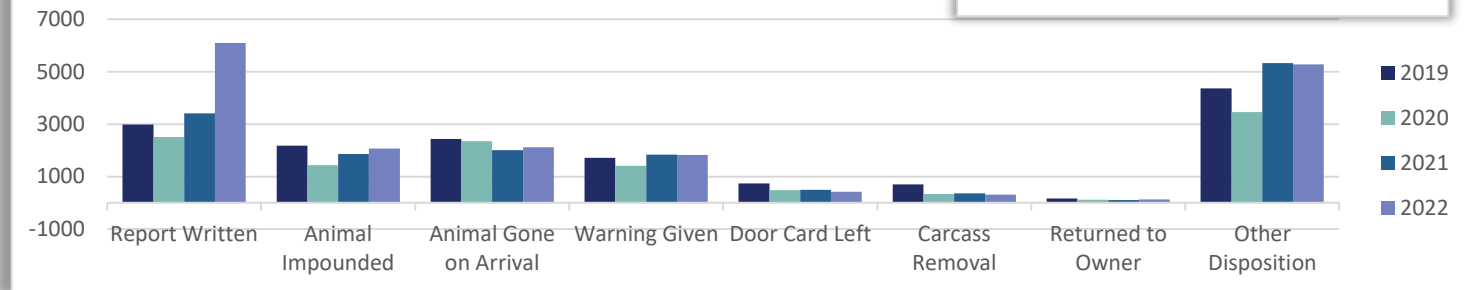
Activity Call Types	2019	2020	2021	2022
Stray Domestic Animal	3,713	2,143	2,367	2,590
Wild Animal	1,041	766	724	1,426
Carcass Removal	749	381	424	416
Welfare Investigation	1,232	1,047	1,006	967
Bite Investigation	1,349	1,213	820	653
Barking Investigation	421	385	358	318
Other	535	1,640	1,230	1,170
Total	9,040	7,575	6,929	7,540

Field Service Outcomes

Officers responded to 7,540 calls in 2022. There are more outcomes than calls because more than one outcome was recorded for some calls. For example, if an officer impounded a stray dog and left a written warning for the owner, both outcomes, were recorded. The most common outcomes are listed below (except for citations, which are described in the following section). Warnings include both verbal and written. Other outcomes not specifically listed include: animal returned to owner, no service needed, unable to catch animal, owner or complainant not home, wild animal relocated, trap set/checked/picked up, and full compliance.



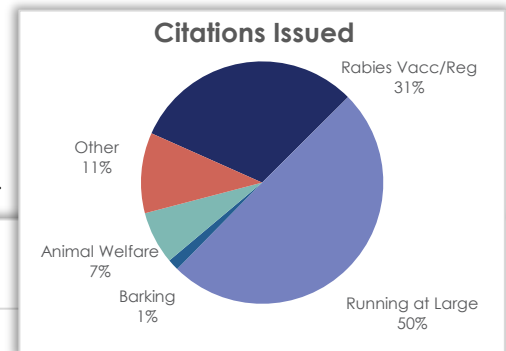
Field Services Outcomes: Year Comparison



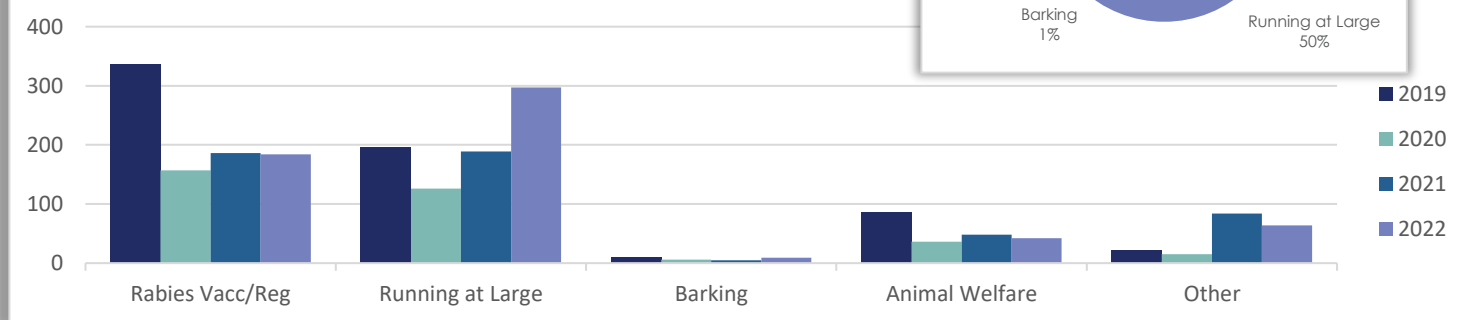
Field Service Outcomes	2019	2020	2021	2022
Report Written	2,989	2,513	3,409	6,093
Animal Impounded	2,178	1,436	1,863	2,069
Animal Gone on Arrival	2,436	2,343	2,005	2,118
Warning Given	1,720	1,406	1,840	1,820
Door Card Left	742	478	498	426
Carcass Removal	704	340	357	312
Returned to Owner	166	117	106	124
Other Disposition	4,363	3,456	5,321	5,275
Total	15,298	12,089	15,399	18,237

Citations Issued

Officers issued 596 citations in 2022, both in the field and at the shelter. Of those, 184 were for rabies vaccination/registration or Code Hearing Unit "Notice of Animal Violation." The other 412 were "Notice to Appear" citations. The majority of those citations were for a dog running at large (297). Animal Welfare (42) includes Owner's Duties, Animal Cruelty, Aggravated Animal Cruelty and Confinement to Motor Vehicle.



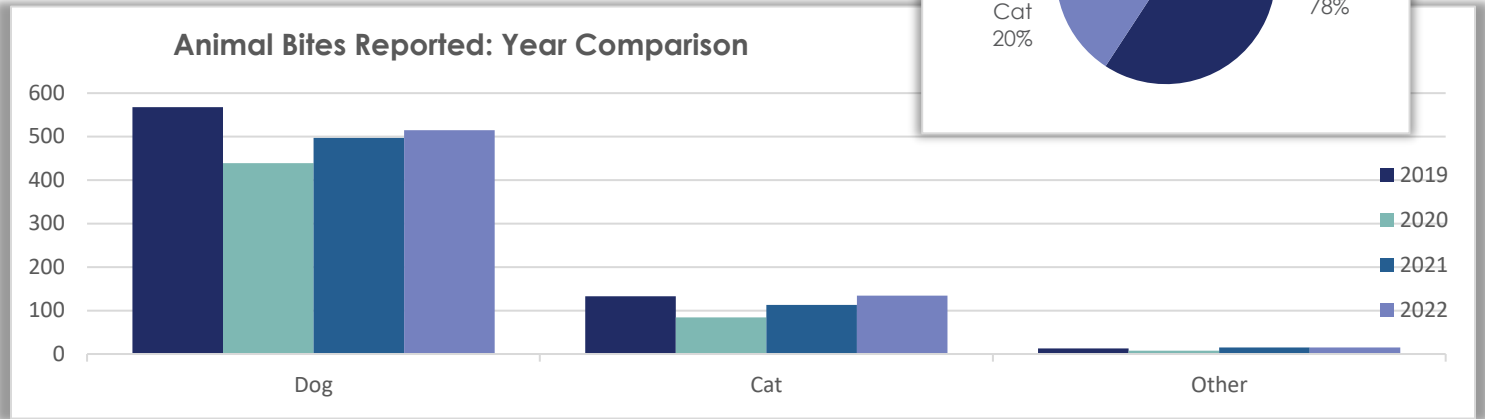
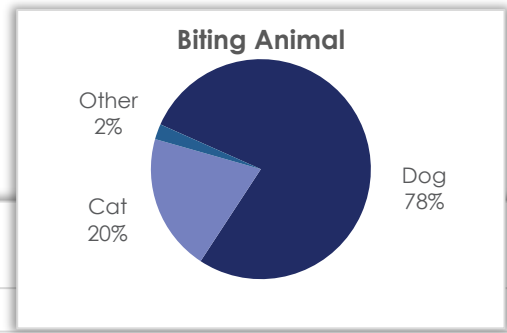
Citations Issued: Year Comparison



Citations Issued	2019	2020	2021	2022
Rabies Vacc/Reg	337	157	186	184
Running at Large	195	126	189	297
Barking	9	6	5	9
Animal Welfare	86	36	48	42
Other	21	15	84	64
Total	648	340	512	596

Animal Bites

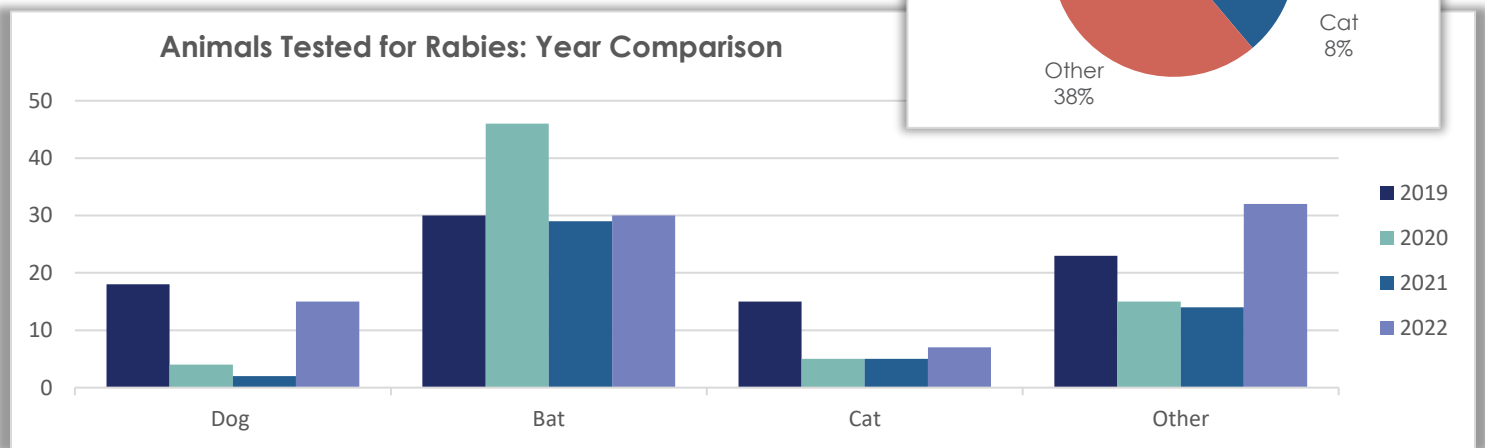
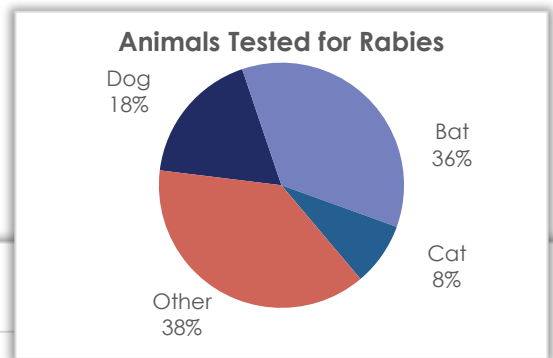
In 2022, there were 664 animal bites reported to Animal Services. The majority (78%) of the bites were from dogs, with 20% reported from cats. Bites were also reported for 15 other small mammals (2% of bites)



Animal Bites	2019	2020	2021	2022
Dog	568	439	497	515
Cat	133	94	113	134
Other	13	8	15	15
Total	714	541	625	664

Animal Rabies Testing

There were 84 animals sent to an Illinois Department of Public Health (IDPH) lab and the University of Illinois for rabies testing. The animals tested were dogs (15), bats (30), cats (7) and (32) other small mammals. Reasons for testing include a human bitten by an animal, a domestic animal exposure to a wild animal, or a human possibly exposed to a wild animal (primarily bats in homes).



Animals Tested for Rabies	2019	2020	2021	2022
Dog	18	4	2	15
Bat	30	46	29	30
Cat	15	5	5	7
Other	23	15	14	32
Total	86	70	50	84

Shelter and Adoption Services

Kennel Visitors

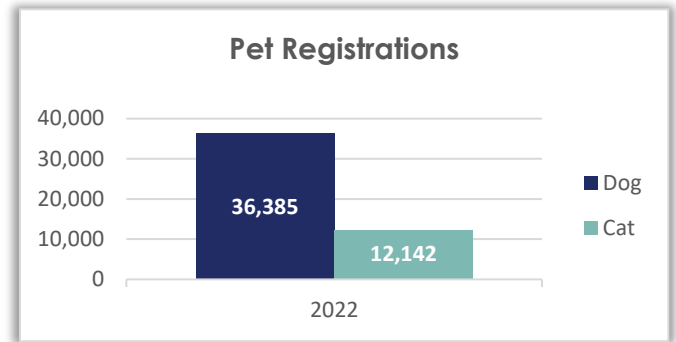
Sign-in records show that over 9,100 people visited the shelter kennel areas in 2022. Most of the visitors indicated they were looking for a pet to adopt or trying to find their missing pet.

	2019	2020	2021	2022
Visits	11,150+	8,150+	11,600+	9,100+

Pet Registrations

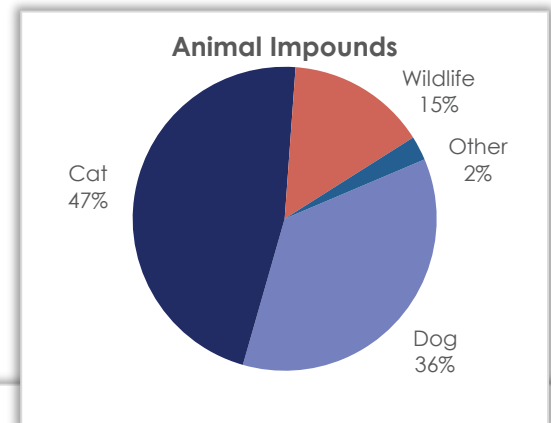
In 2022, there were 48,527 tags sold within Winnebago County. 25% of the registrations were for cats and 75% were for dogs. Registrations were done at the shelter or area veterinary clinics.

Registrations were up in 2022 with 1,696 more registration tags sold in 2022 than the year prior. Winnebago County pet owners are required to vaccinate and register all owned cats and dogs.

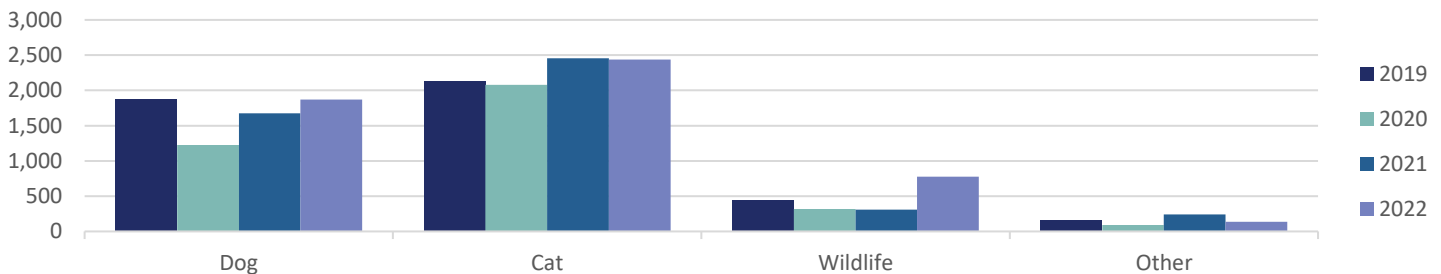


Animals Impounded

During 2022, 5,222 animals were impounded. Of the 5,222 animals impounded, 36% were dogs, 46% cats, and 15% were wildlife. Other impounds (3%) were other pets, primarily guinea pigs, domestic rabbits, rats and chickens.



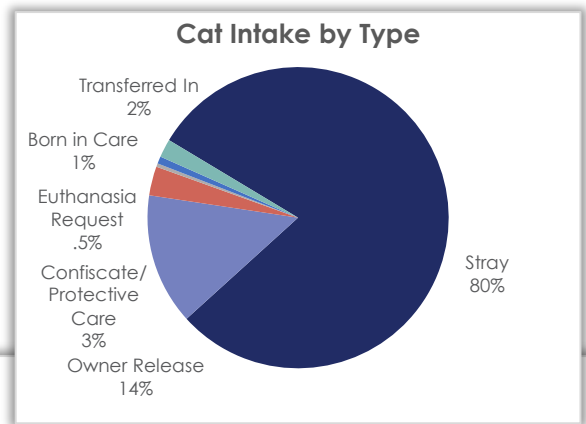
Live Animals Impounded: Year Comparison



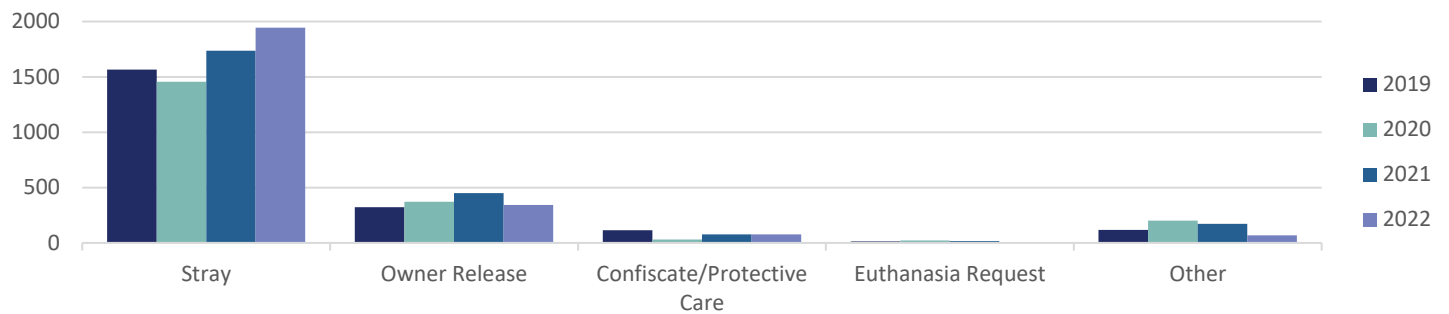
Species	2019	2020	2021	2022
Dog	1,873	1,226	1,673	1,871
Cat	2,130	2,079	2,455	2,439
Wildlife	445	320	307	777
Other	163	90	242	135
Total	4,611	3,715	4,677	5,222

Cat Intake by Type

Intake Type	2019	2020	2021	2022
Stray	1,565	1,455	1,736	1,943
Owner Release	322	371	451	344
Confiscate/Protective Care	114	30	78	76
Euthanasia Request	13	22	17	9
Born in Care	18	10	23	19
Transferred In	98	191	150	48
Total	2,130	2,079	2,455	2,439

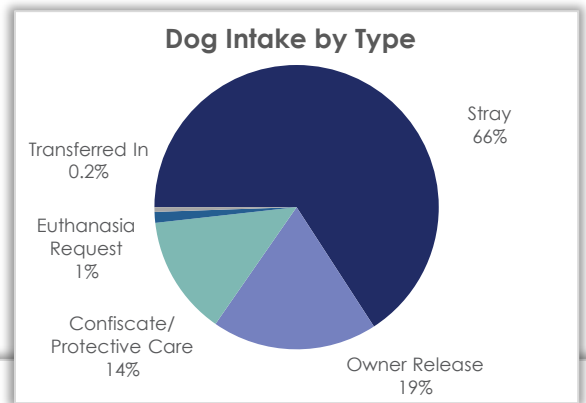


Cat Intake by Type: Year Comparison

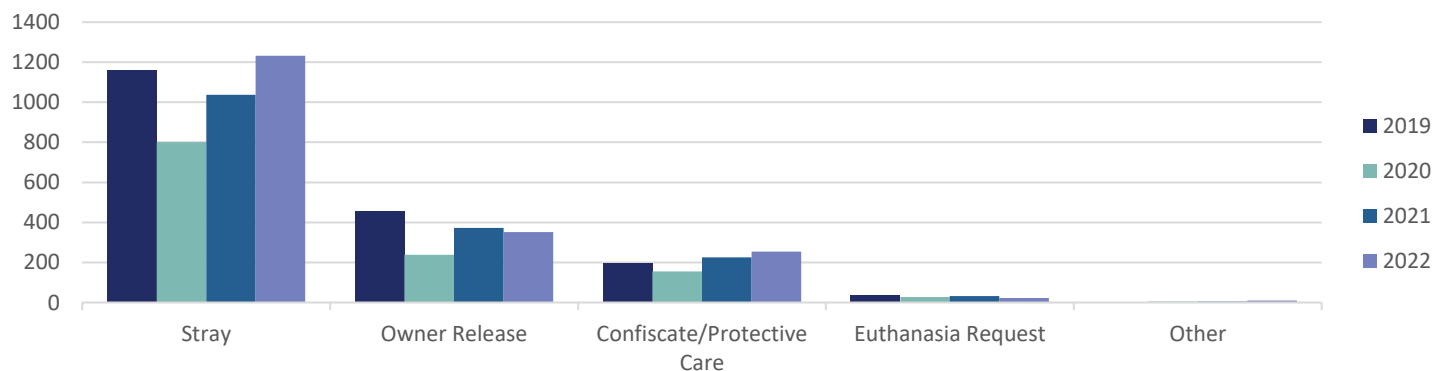


Dog Intake by Type

Intake Type	2019	2020	2021	2022
Stray	1,162	800	1,037	1,232
Owner Release	456	239	373	352
Confiscate/Protective Care	197	155	226	254
Euthanasia Request	35	27	32	23
Born in Care	19	0	3	0
Transferred In	4	5	2	10
Total	1,873	1,226	1,673	1,871

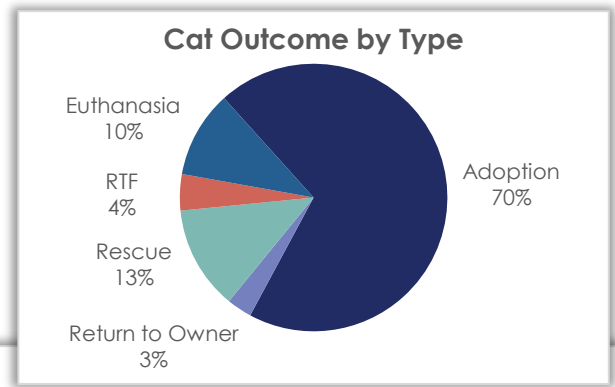


Dog Intake by Type: Year Comparison

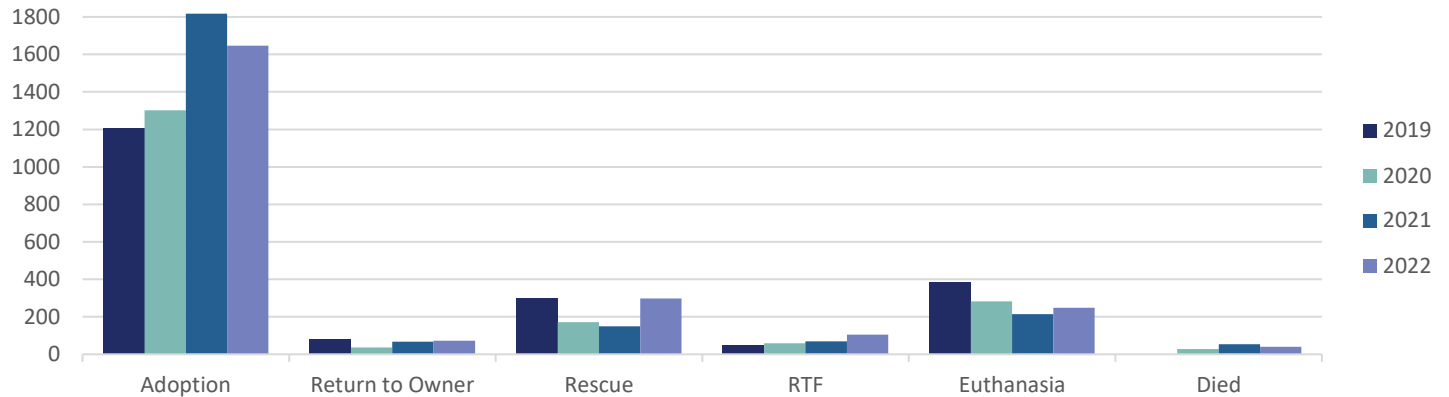


Cat Outcome by Type

Outcome Type	2019	2020	2021	2022
Adoption	1,208	1,302	1,818	1,647
Return to Owner	83	32	67	72
Rescue	299	172	149	297
RTF	47	58	69	104
Euthanasia	383	282	214	248
Died	-	28	53	40
Total	2,020	1,874	2,370	2,408

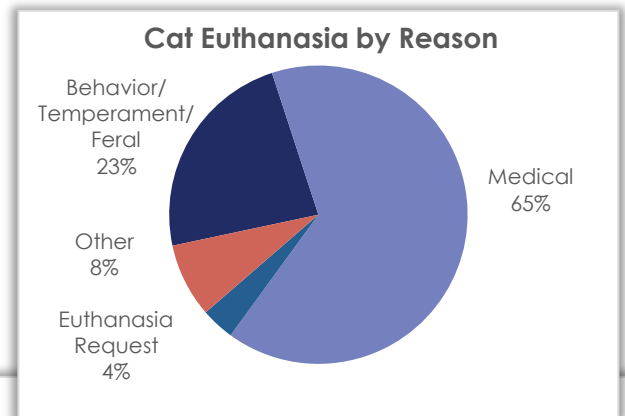


Cat Outcome by Type: Year Comparison

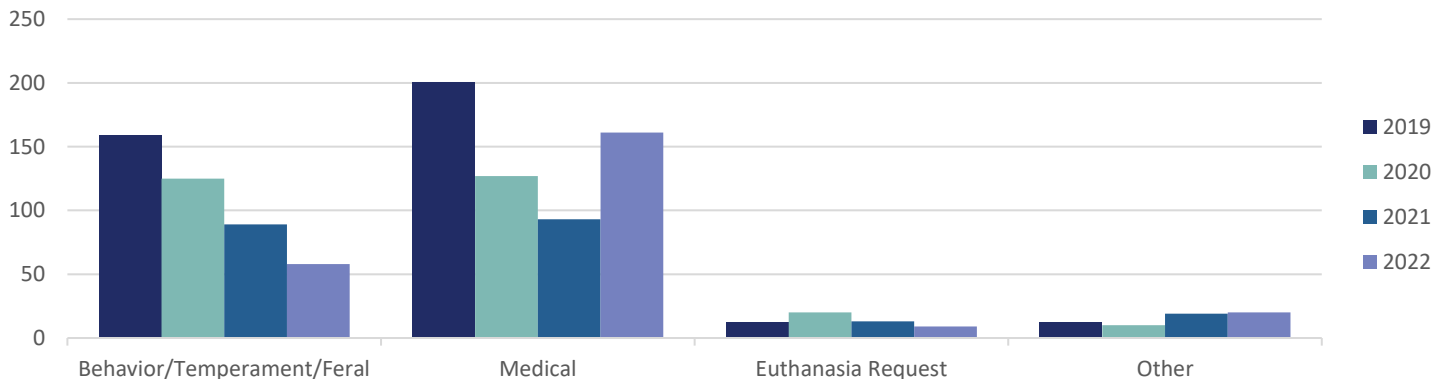


Cat Euthanasia Reason

Euthanasia Reason	2019	2020	2021	2022
Behavior/Temperament/Feral	159	125	89	58
Medical	200	127	93	161
Euthanasia Request	12	20	13	9
Other	12	10	19	20
Total	383	282	214	248

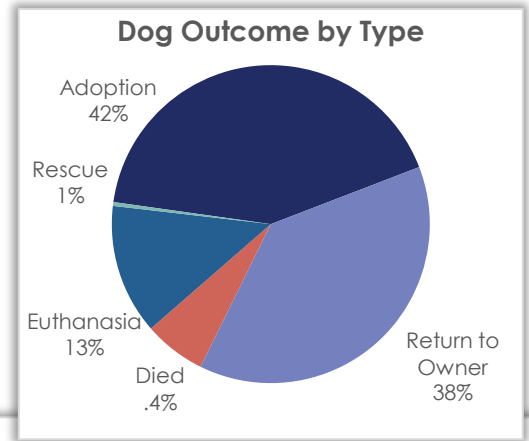


Cat Euthanasia by Reason: Year Comparison

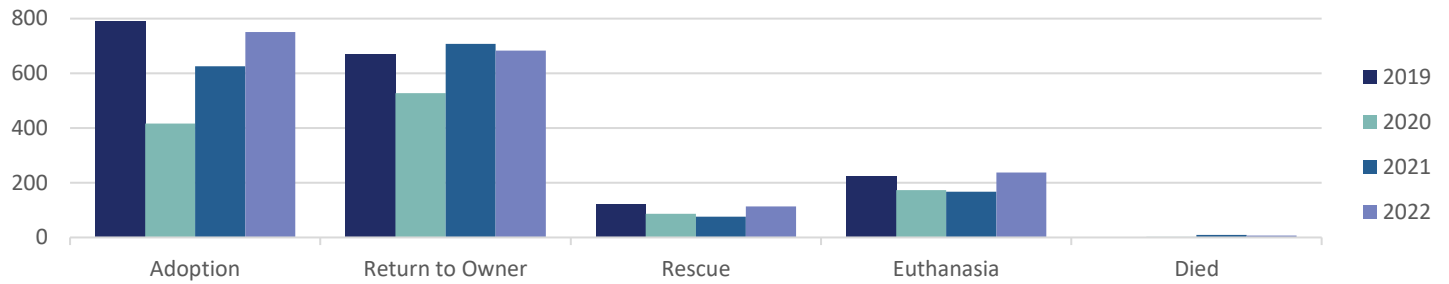


Dog Outcome by Type

Outcome Type	2019	2020	2021	2022
Adoption	791	416	626	751
Return to Owner	672	527	708	683
Rescue	122	86	76	113
Euthanasia	224	173	167	237
Died	-	2	9	7
	1,809	1,204	1,586	1,791

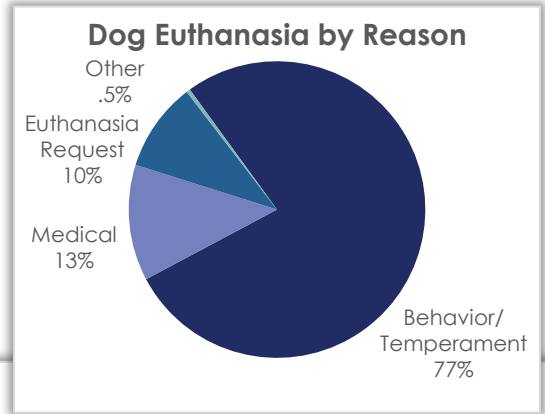


Dog Outcome by Type: Year Comparison

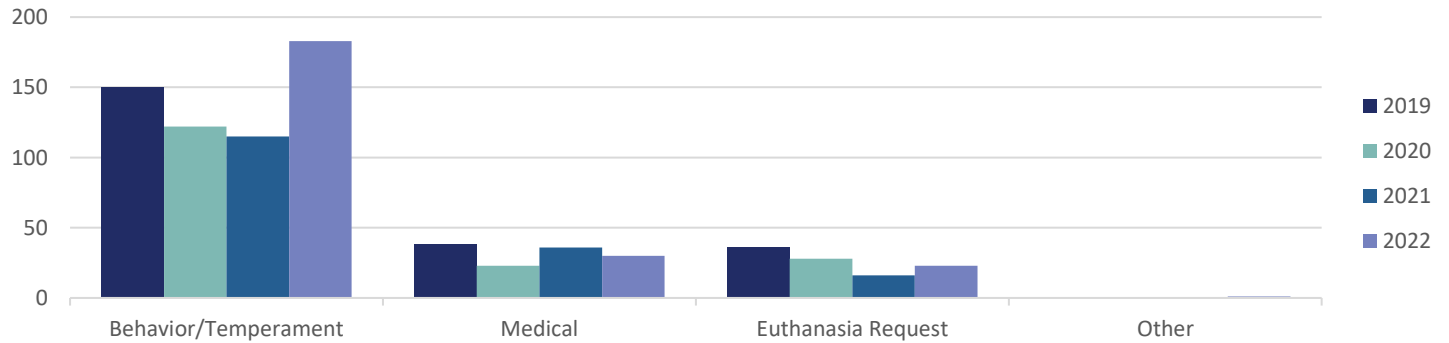


Dog Euthanasia Reason

Euthanasia Reasons	2019	2020	2021	2022
Behavior/Temperament	150	122	115	183
Medical	38	23	36	30
Euthanasia Request	36	28	16	23
Other	0	0	0	1
	224	173	167	237

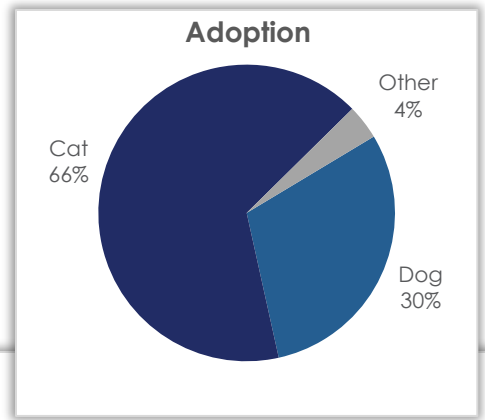


Dog Euthanasia by Reason: Year Comparison

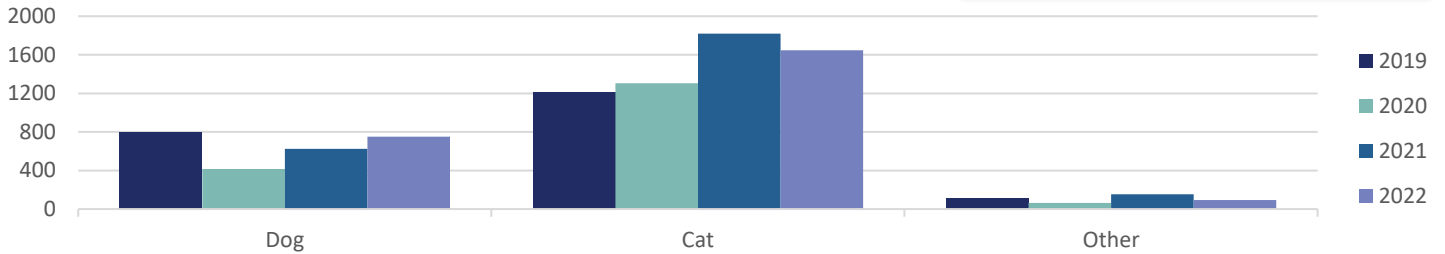


Adoption by Species

During 2022, 2,492 animals were adopted. Of the 2,492 animals adopted, 66% were cats and 30% were dogs. Other adopted animals (4%) included guinea pigs, domestic rabbits, chickens, rats, and domestic birds.



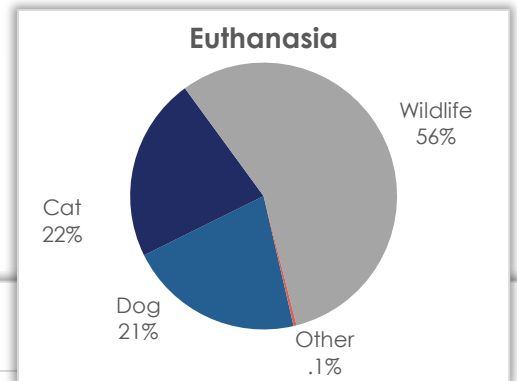
Adoption by Species: Year Comparison



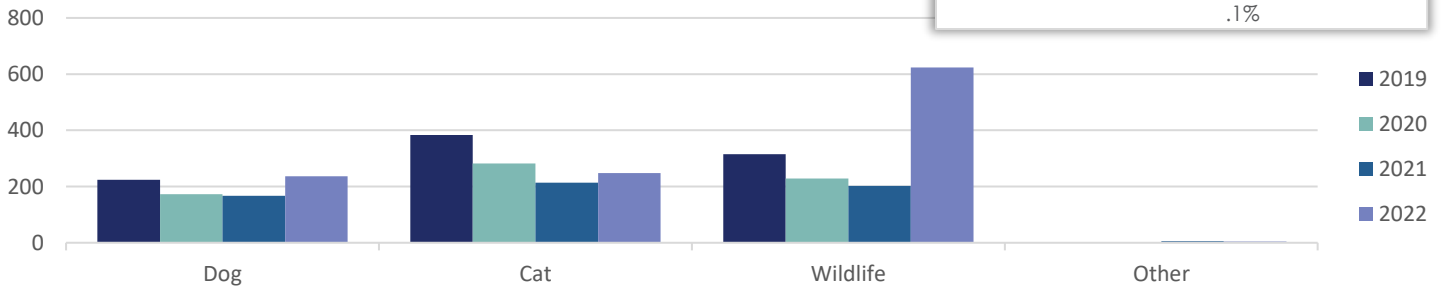
Species	2019	2020	2021	2022
Dog	791	416	626	751
Cat	1,208	1,302	1,818	1,647
Other	107	65	155	94
Total	2,107	1,783	2,599	2,492

Euthanasia by Species

During 2022, 1,113 animals were euthanized, compared to the 589 euthanasias performed in 2021 and the 685 performed in 2020. Of the 1,113 animals euthanized 22% were cats, 56% were wildlife, and 21% were dogs. Other euthanasia (.35%) consisted of two rats, one guinea pig, and one hedgehog.



Euthanasia by Species: Year Comparison



Species	2019	2020	2021	2022
Dog	224	173	167	237
Cat	383	282	214	248
Wildlife	315	229	202	624
Other	1	1	6	4
Total	923	685	589	1,113

Veterinary Operations

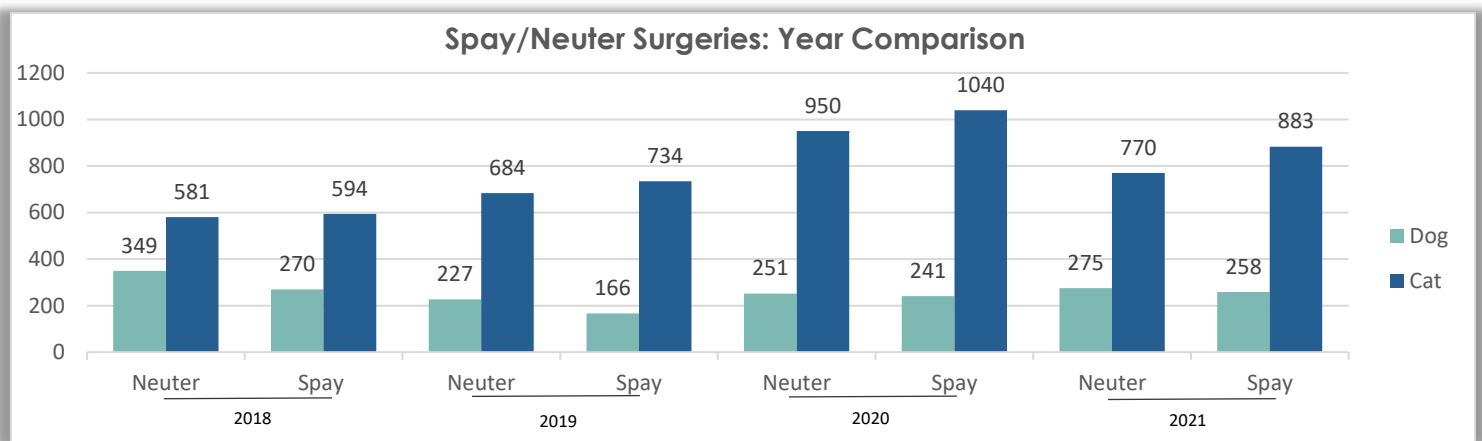
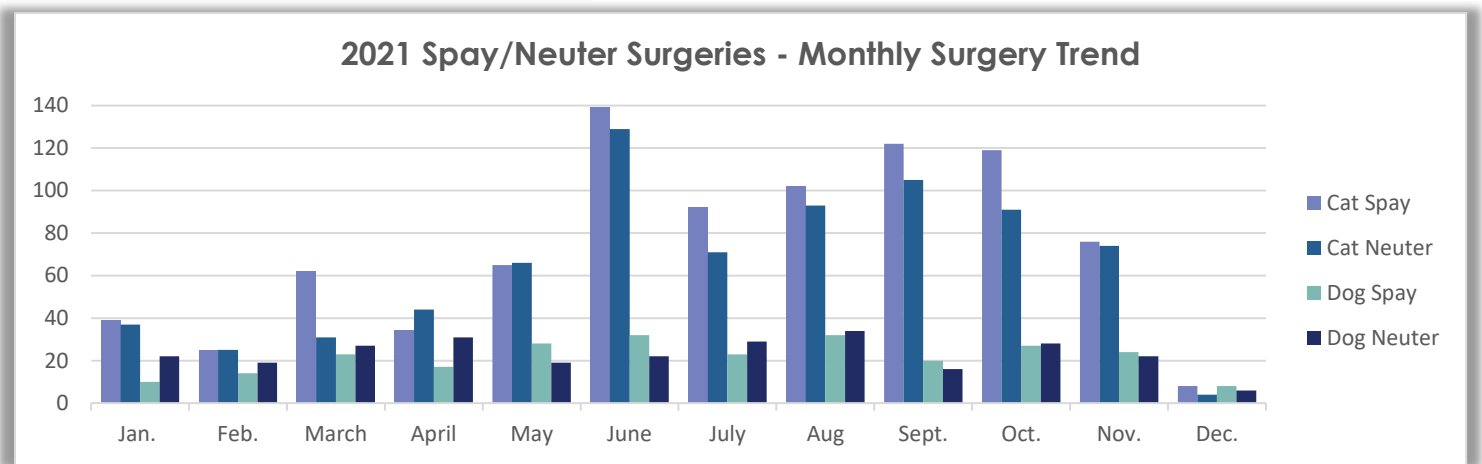
Spay/Neuter Surgeries – 2022 Totals

	Dog	Cat	
Spay	258	883	1,141
Neuter	275	770	1,045
Total	533	1,653	2,186

There were 2,186 animals spayed or neutered in the shelter's surgical suite in 2022. Of the total spay/neuter surgeries, 533 were dogs and 1,653 were cats. Any dog or cat that is adopted or sent to a licensed rescue is spayed or neutered prior to leaving Animal Services. There were 59 other surgeries performed in the suite in 2022, compared to 61 other surgeries in 2021.

WCAS Trap-Neuter-Return initiative, where a select number of spay and neuter surgery spots are set aside for TNR appointments provided TNR spay/neuter services for a total of 160 community cats in 2022.

In late-November, the TNR program was temporarily suspended.



Dog Surgery	2019	2020	2021	2022
Neuter	349	227	251	275
Spay	270	166	241	258
Total	619	393	492	533

Cat Surgery	2019	2020	2021	2022
Neuter	581	684	950	770
Spay	594	734	1,040	883
Total	1,175	1418	1,990	1,653