

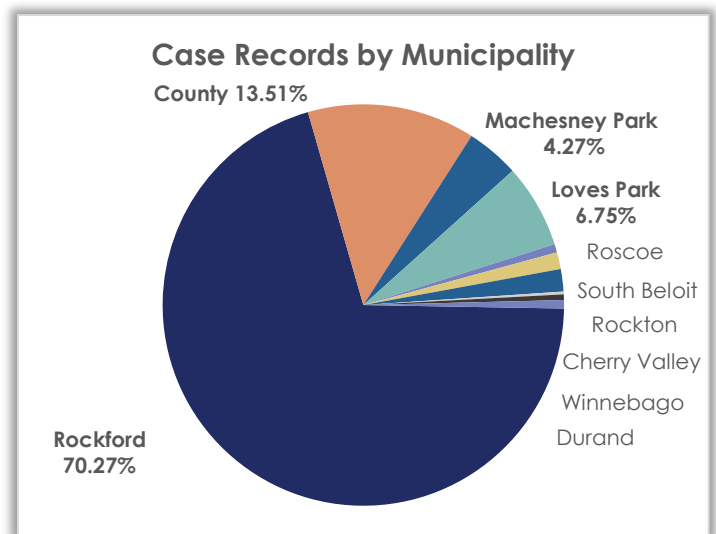
Monthly Operations Report – February 2023

Field Services Case Records – February 2023

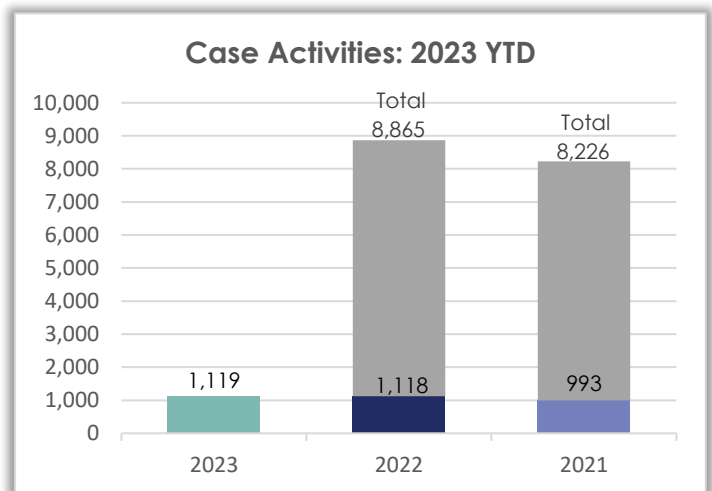
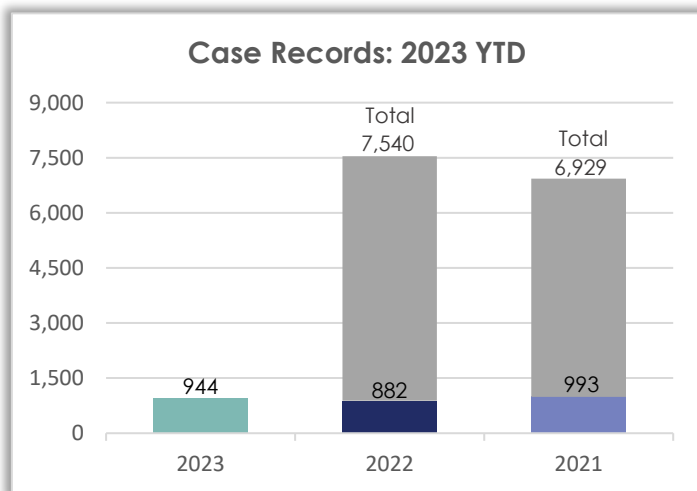
PLEASE NOTE: WCAS transitioned to a new data management system at the beginning of April 2022. Due to this transition, the way in which field services-related incidents are tallied has changed. Beginning April of 2022, these totals reflect one case record per call/reported incident. (A case record is comprised of all activities completed by staff in relation to an incident.) Previously, the totals presented in this portion of the report were a tally of all individual activities that had been completed.

Case Records by Municipality – Month/Year Comparison

Municipality	Feb. 2023	Feb. 2022	Feb. 2021
Rockford	312	276	318
County	60	52	77
Machesney Park	19	34	30
Loves Park	30	31	56
Rockton	3	3	1
Roscoe	6	10	7
South Beloit	8	7	10
Durand	1	0	0
Pecatonica	0	0	1
Winnebago	2	5	1
New Milford	0	0	1
Cherry Valley	3	2	2
Boone County	0	0	0
Total	444	420	504



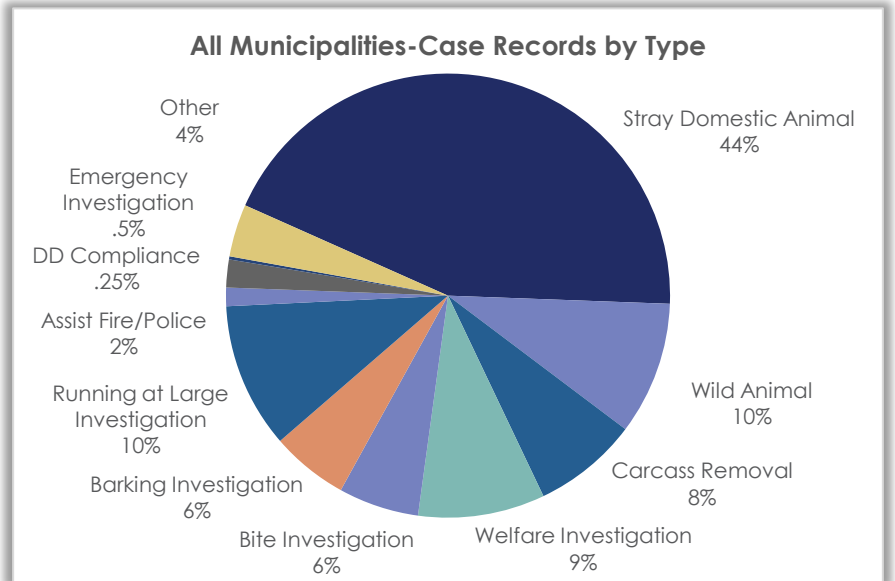
All Municipalities – Case Records & Activities: Year Comparison



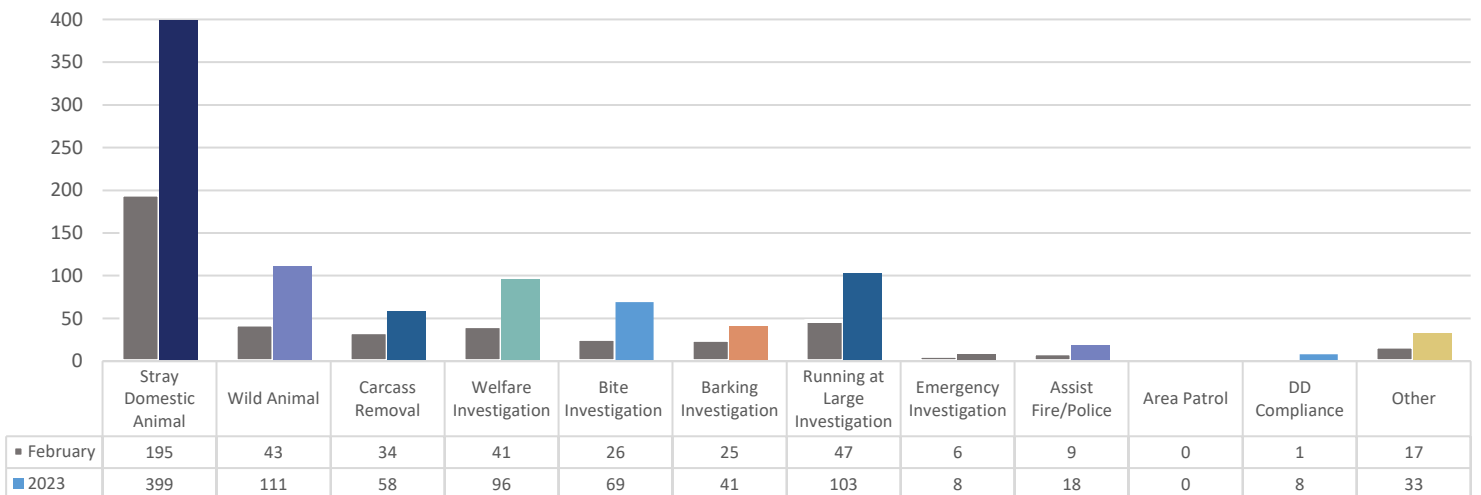
Monthly Operations Report – February 2023

Case Records for All Municipalities by Case Record Type

Case Record Types	Feb. 2023
Stray Domestic Animal	195
Wild Animal	43
Carcass Removal	34
Welfare Investigation	41
Bite Investigation	26
Barking Investigation	25
Running at Large Investigation	47
Emergency Investigation	6
Assist Fire/Police Dept.	9
Area Patrol	0
Dangerous Dog Compliance	1
Other	17
	444



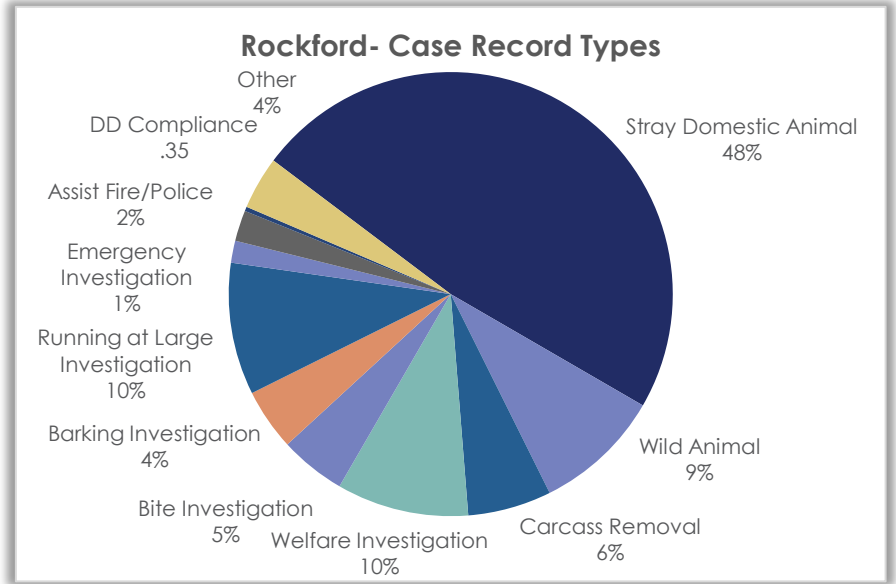
Case Records by Type: Month/Year Comparison



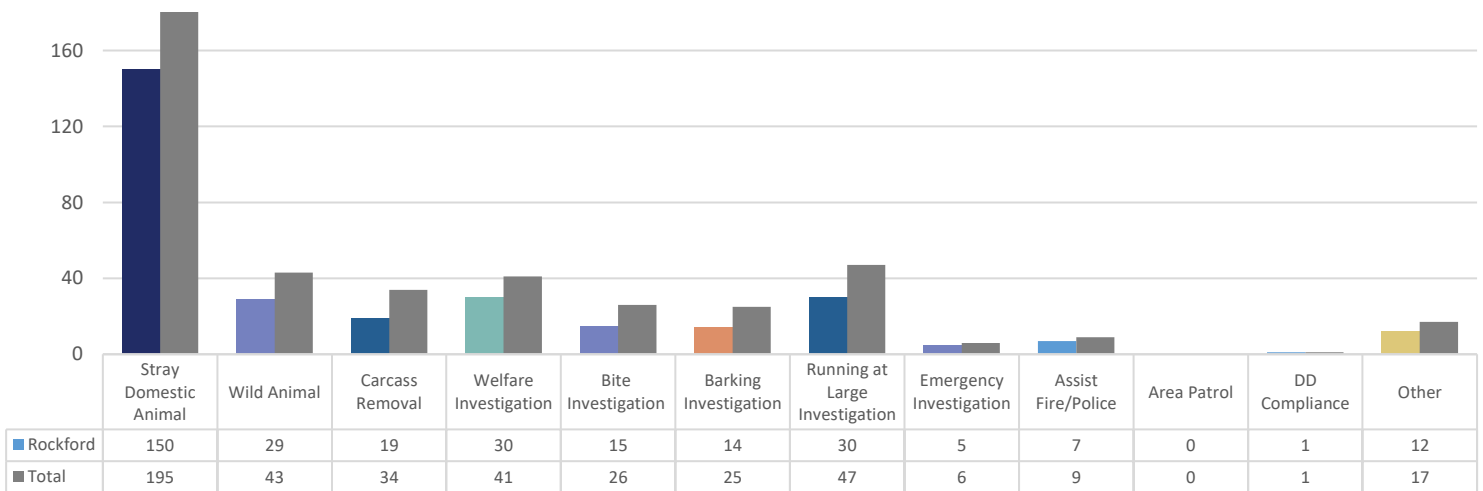
Monthly Operations Report – February 2023

Case Records for Rockford by Case Record Type

Case Record Types	Feb. 2023
Stray Domestic Animal	150
Wild Animal	29
Carcass Removal	19
Welfare Investigation	30
Bite Investigation	15
Barking Investigation	14
Running at Large Investigation	30
Emergency Investigation	5
Assist Fire/Police Dept.	7
Area Patrol	0
Dangerous Dog Compliance	1
Other	12
	312



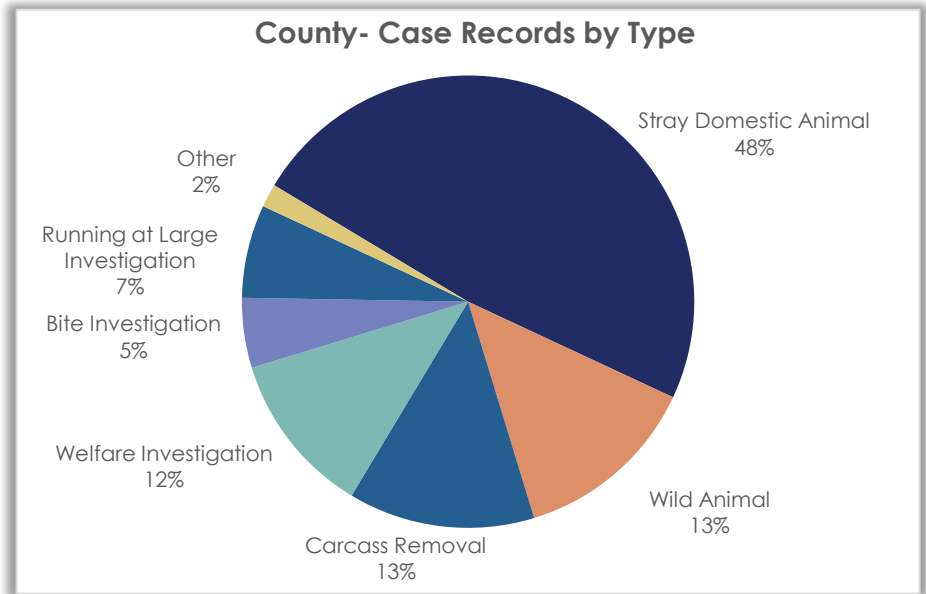
Case Records by Type: Rockford vs. Total Comparison



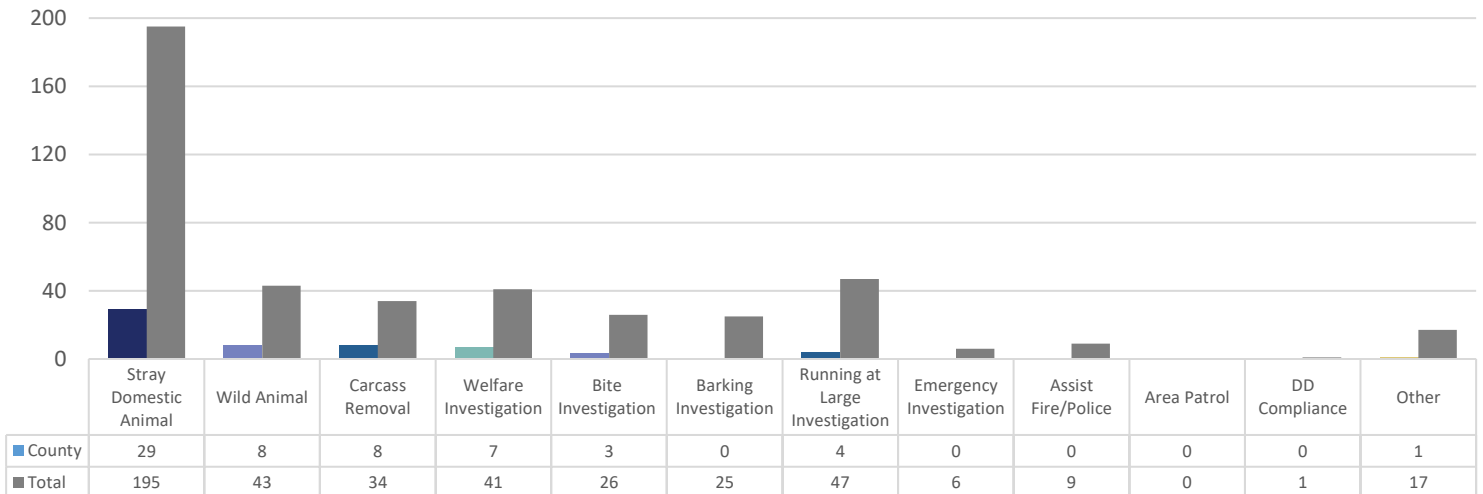
Monthly Operations Report – February 2023

Case Records for the County by Case Record Type

Case Record Types	Feb. 2023
Stray Domestic Animal	29
Wild Animal	8
Carcass Removal	8
Welfare Investigation	7
Bite Investigation	3
Barking Investigation	0
Running at Large Investigation	4
Emergency Investigation	0
Assist Fire/Police Dept.	0
Area Patrol	0
Dangerous Dog Compliance	0
Other	1
	60



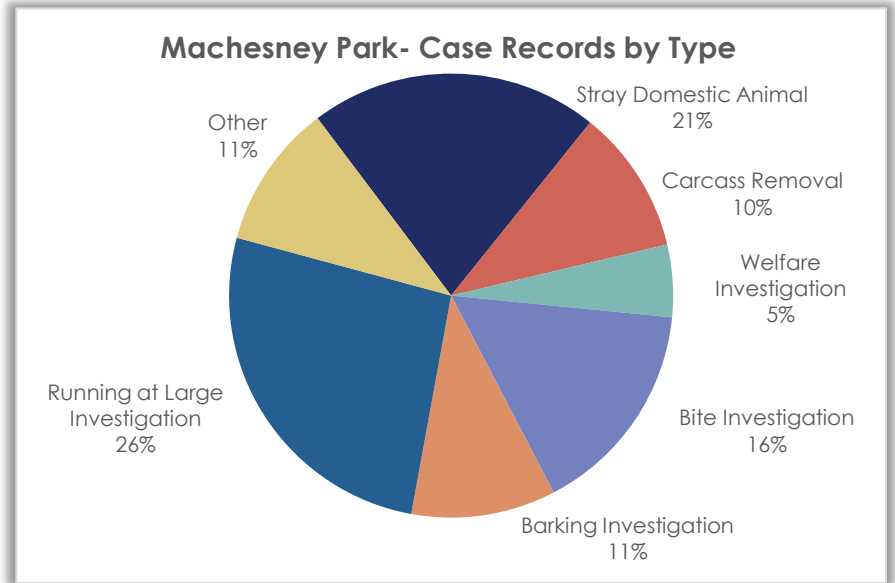
Case Records by Type: Comparison- County vs. Total



Monthly Operations Report – February 2023

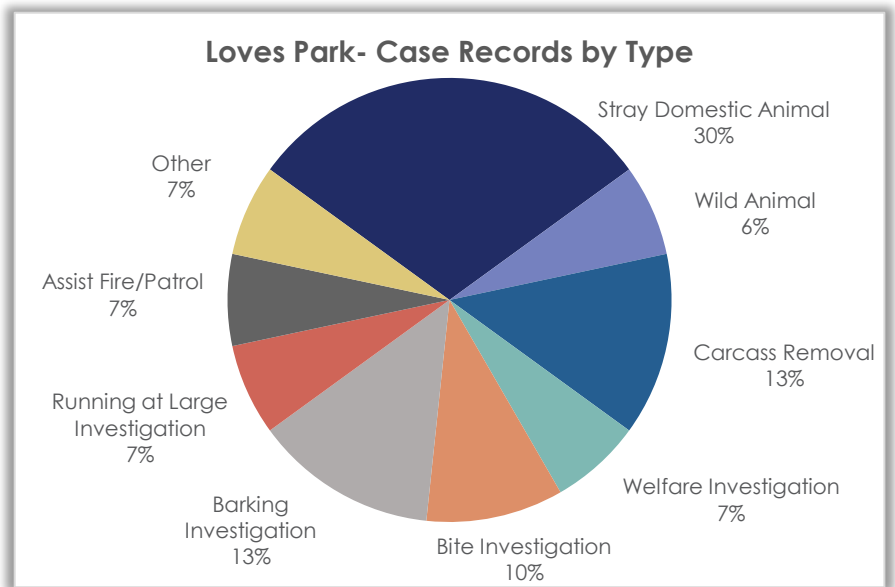
Case Records for Machesney Park by Case Record Type

Case Record Types	Feb. 2023
Stray Domestic Animal	4
Wild Animal	0
Carcass Removal	2
Welfare Investigation	1
Bite Investigation	3
Barking Investigation	2
Running at Large Investigation	5
Emergency Investigation	0
Assist Fire/Police Dept.	0
Area Patrol	0
DD Compliance	0
Other	2
	19



Case Records for Loves Park by Case Record Type

Case Record Types	Feb. 2023
Stray Domestic Animal	9
Wild Animal	2
Carcass Removal	4
Welfare Investigation	2
Bite Investigation	3
Barking Investigation	4
Running at Large Investigation	2
Emergency Investigation	0
Assist Fire/Police Dept.	2
Area Patrol	0
DD Compliance	0
Other	2
	30

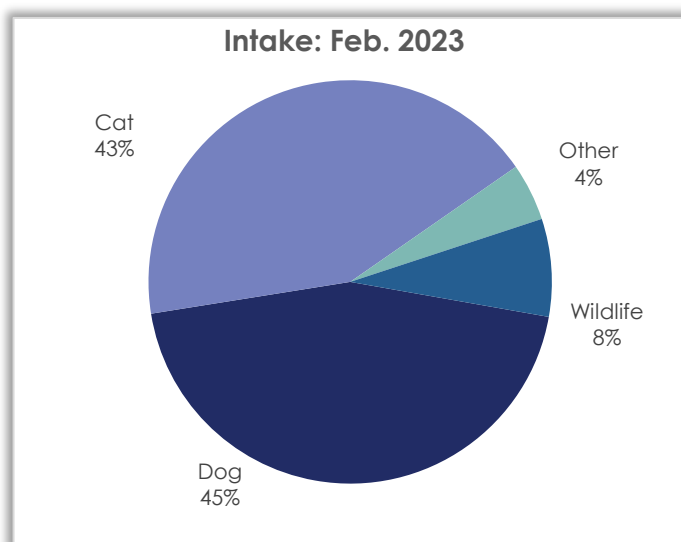


Monthly Operations Report – February 2023

Intake Statistics – Feb. 2023

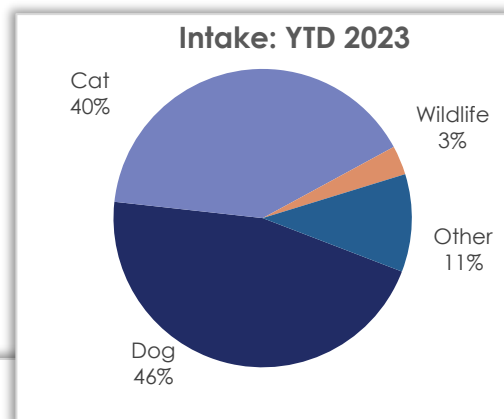
Intake by Species – Month/Year Comparison

Species	Feb. 2023	Feb. 2022	Feb. 2021
Dog	97	146	106
Cat	93	88	133
Domestic Rabbit	3	10	6
Domestic Bird	1	0	0
Guinea Pig	3	6	0
Fish	3	0	0
Wildlife	17	15	13
Total	217	265	258

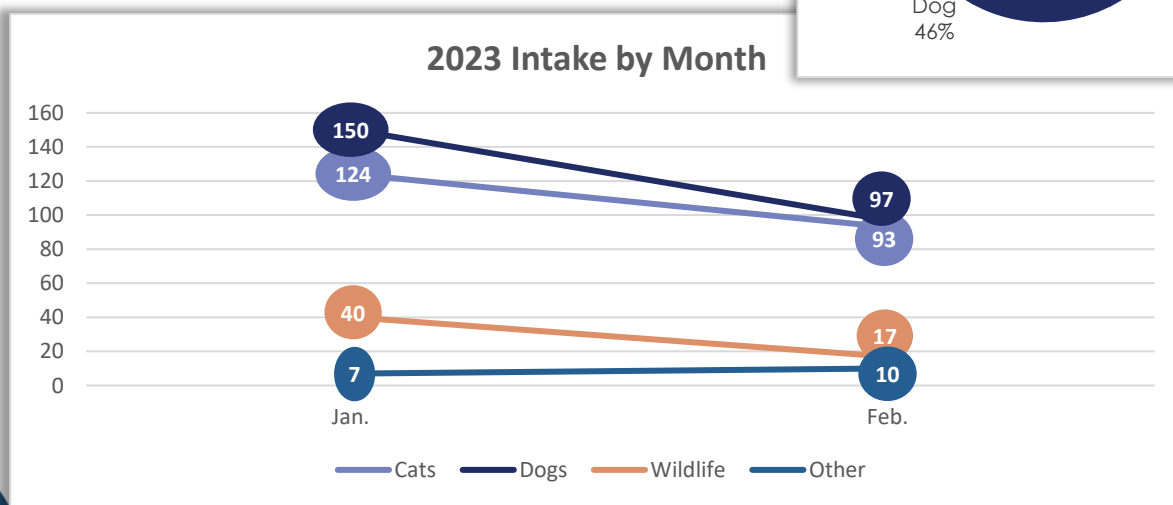


Intake by Species – YTD/Year Comparison

Species	YTD 2023	YTD 2022	YTD 2021
Dog	247	252	212
Cat	217	192	262
Wildlife	17	28	57
Other	57	34	21
Total	538	506	552



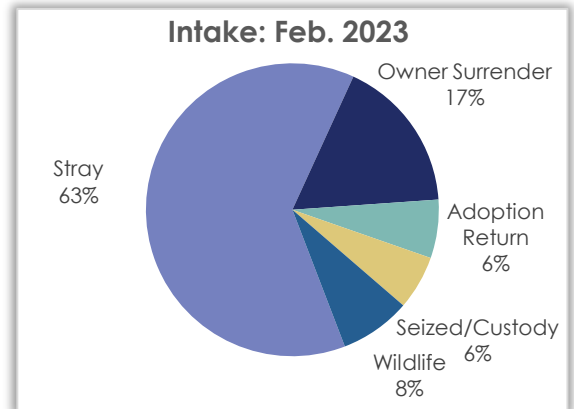
2023 Intake by Month



Monthly Operations Report – February 2023

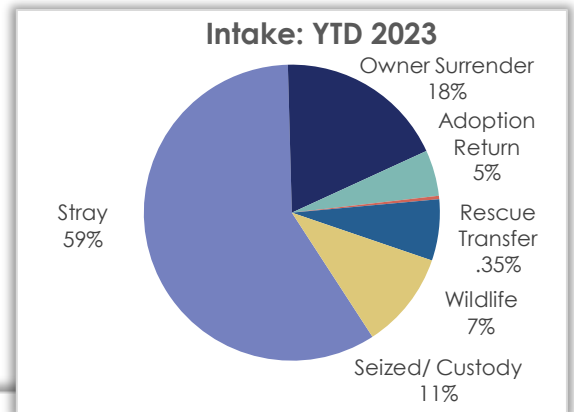
Intake by Type – Month/Year Comparison

Intake Type	Feb. 2023	Feb. 2022	Feb. 2021
Stray	136	154	167
Owner Surrender	37	57	64
Adoption Return	14	17	12
Rescue Transfer	0	0	4
Seized/Custody	13	22	11
Wildlife	17	15	0
Total	217	265	258

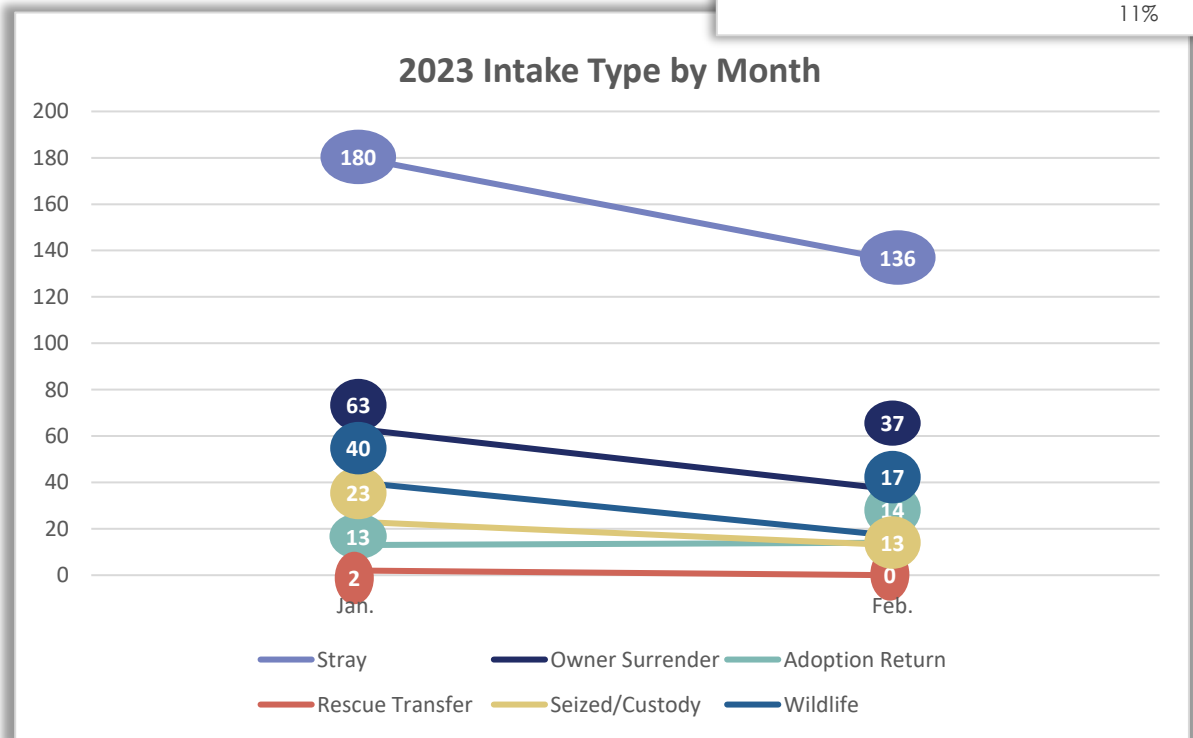


Intake by Type – YTD/Year Comparison

Intake Type	YTD 2023	YTD 2022	YTD 2021
Stray	316	271	327
Owner Surrender	100	116	136
Adoption Return	27	33	25
Rescue Transfer	2	7	23
Seized/Custody	36	45	41
Wildlife	57	34	0
Total	538	506	552



2023 Intake Type by Month



Monthly Operations Report – February 2023

Stray Intake

Stray Intake by Species – Month/Year Comparison

Species	Feb. 2023	Feb. 2022	Feb. 2021
Dog	68	85	56
Cat	67	64	98
Other/Wildlife	1	5	13
Total	136	154	167

Owner Surrender

Owner Surrender by Species – Month/Year Comparison

Species	Feb. 2023	Feb. 2022	Feb. 2021
Dog	14	34	34
Cat	18	13	24
Other	5	10	6
Total	37	57	64

Adoption Return

Adoption Returns by Species – Month/Year Comparison

Species	Feb. 2023	Feb. 2022	Feb. 2021
Dog	10	8	5
Cat	4	8	7
Other	0	1	0
Total	14	17	12

Seized/Custody

Seized/Custody by Species – Month/Year Comparison

Species	Feb. 2023	Feb. 2022	Feb. 2021
Dog	5	19	0
Cat	4	3	11
Other	4	0	0
Total	13	22	11



Monthly Operations Report – February 2023

Outcome Statistics – Feb. 2023

Return to Owner

Return to Owner by Species – Month/Year Comparison

Species	Feb. 2023	Feb. 2022	Feb. 2021
Dog	25	55	39
Cat	3	9	0
Other	1	0	0
Total	29	64	39

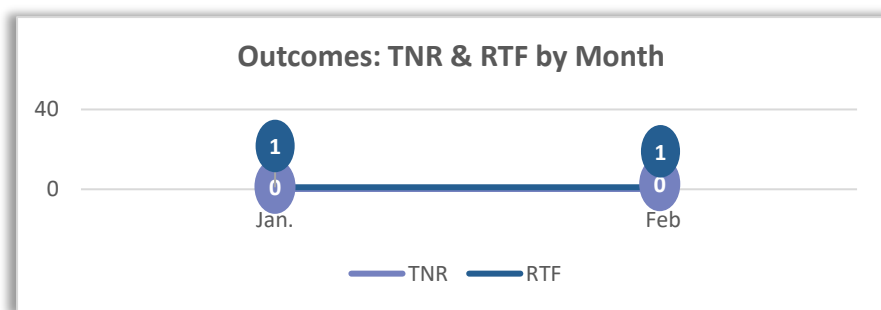
Return to Owner by Species – YTD/Year Comparison

Species	YTD 2023	YTD 2022	YTD 2021
Dog	86	96	82
Cat	11	14	2
Other	1	0	0
Total	98	110	84

TNR and RTF

Trap-Neuter-Return and Return-to-Field Outcomes by Month

	Jan.	Feb.	
TNR	0	0	0
RTF	1	1	2
	1	1	



Wildlife

Wildlife Rehabilitation Month/Year and Year Comparisons

Feb. 2023

Feb. 2023	Feb. 2022	Feb. 2021
0	1	1

YTD 2023

YTD 2023	YTD 2022	YTD 2021
2	4	1

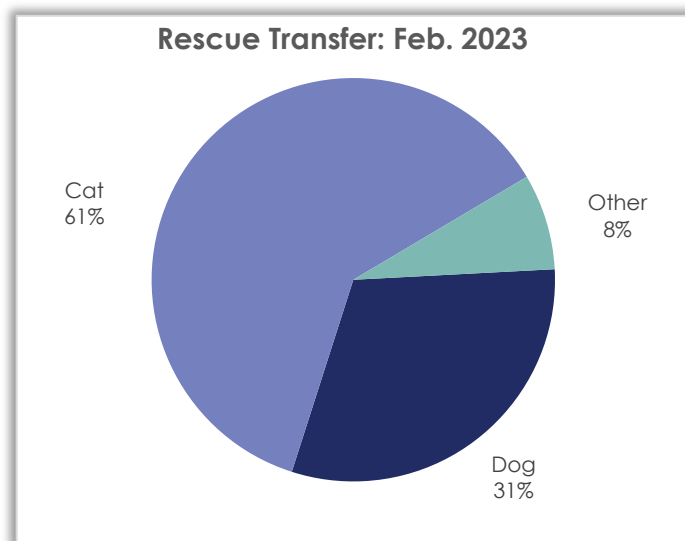


Monthly Operations Report – February 2023

Rescue Transfer

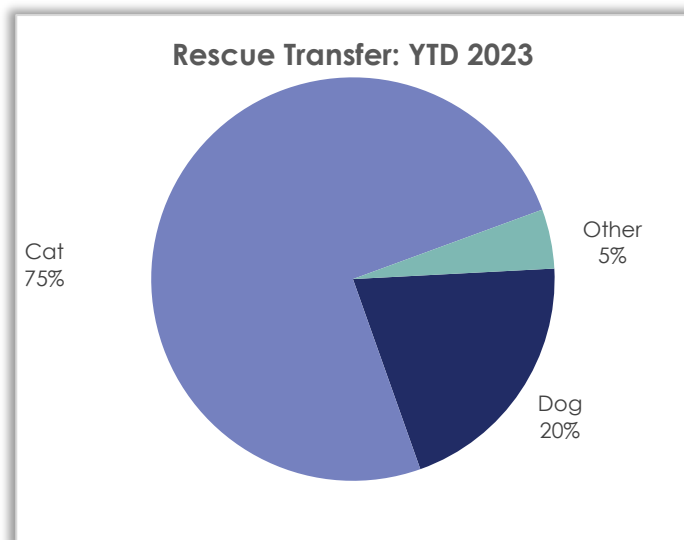
Rescue Transfer by Species – Month/Year Comparison

Species	Feb. 2023	Feb. 2022	Feb. 2021
Dog	16	9	6
Cat	32	15	3
Guinea Pig	3	0	0
Domestic Rabbit	1	0	0
Total	52	24	9



Rescue Transfer by Species – YTD/Year Comparison

Species	YTD 2023	YTD 2022	YTD 2021
Dog	30	14	15
Cat	110	15	8
Other	7	2	8
Total	147	31	31

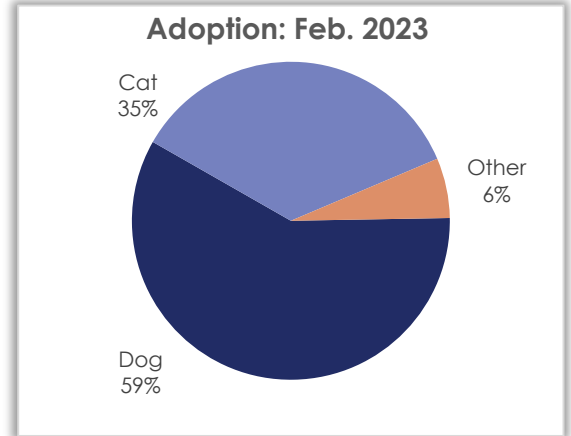


Monthly Operations Report – February 2023

Adoption

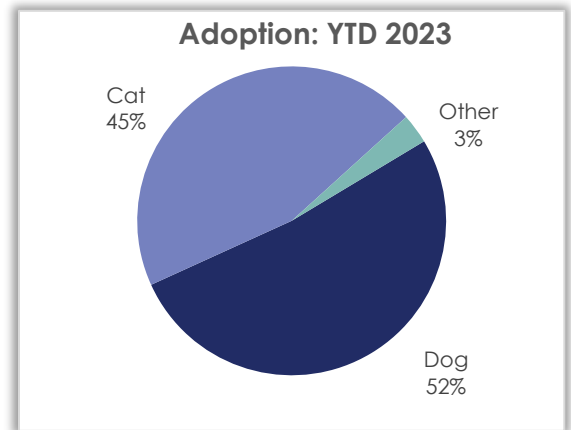
Adoption by Species – Month/Year Comparison

Species	Feb. 2023	Feb. 2022	Feb. 2021
Dog	48	49	27
Cat	29	50	99
Domestic Rabbit	1	11	2
Fish	4	0	0
Guinea Pig	0	2	0
Domestic Bird	0	0	5
Total	82	112	133

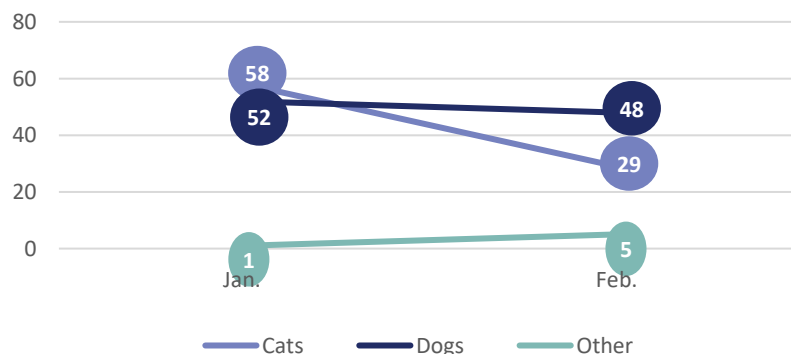


Adoption by Species – YTD/Year Comparison

Species	YTD 2023	YTD 2022	YTD 2021
Dog	100	105	72
Cat	87	141	194
Other	6	23	41
Total	193	269	307



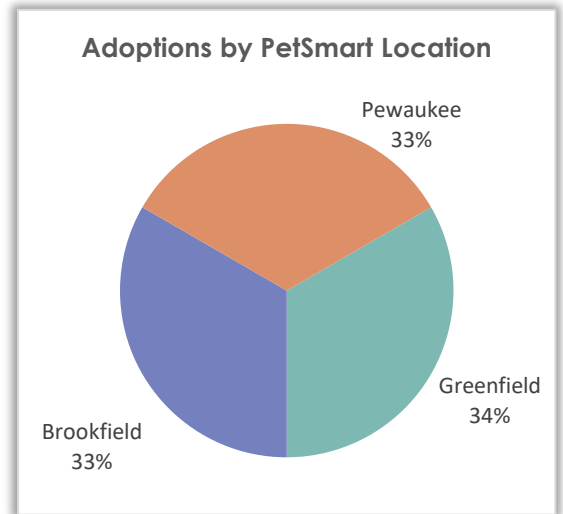
Adoption: 2023 Monthly Adoptions by Species



Monthly Operations Report – February 2023

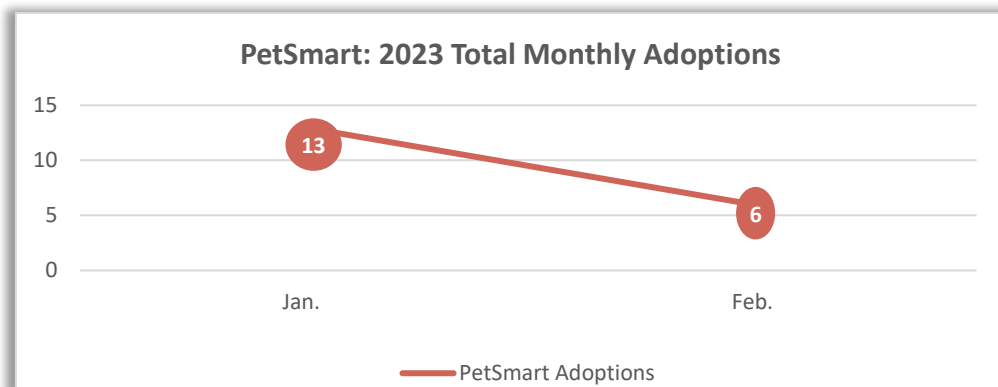
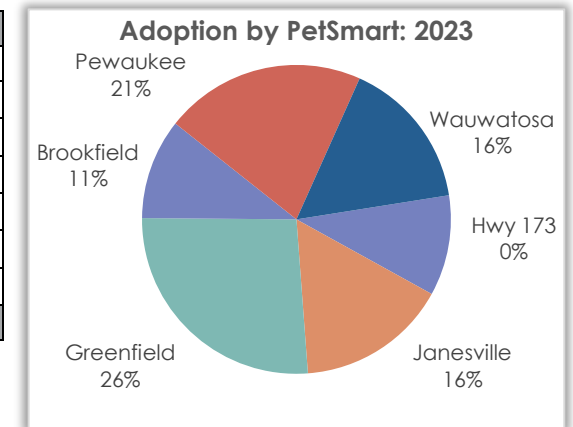
Off-site Adoptions by PetSmart Location – Month/Year Comparison

PetSmart Location	Feb. 2023	Feb. 2022	Feb. 2021
Machesney Park	0	1	1
Rockford	0	0	0
Janesville	0	5	10
Greenfield	2	3	8
Brookfield	2	0	8
Pewaukee	2	0	2
Wauwatosa	0	2	-
Total	6	11	29



Off-site Adoptions by PetSmart Location – YTD/Year Comparison

PetSmart Location	YTD 2023	YTD 2022	YTD 2021
Machesney Park	0	6	3
Rockford	2	0	0
Janesville	3	9	19
Greenfield	5	10	15
Brookfield	2	5	23
Pewaukee	4	1	6
Wauwatosa	3	7	-
Total	19	38	66

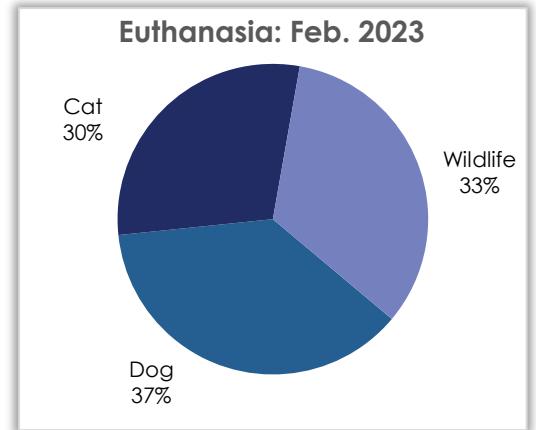


Monthly Operations Report – February 2023

Euthanasia

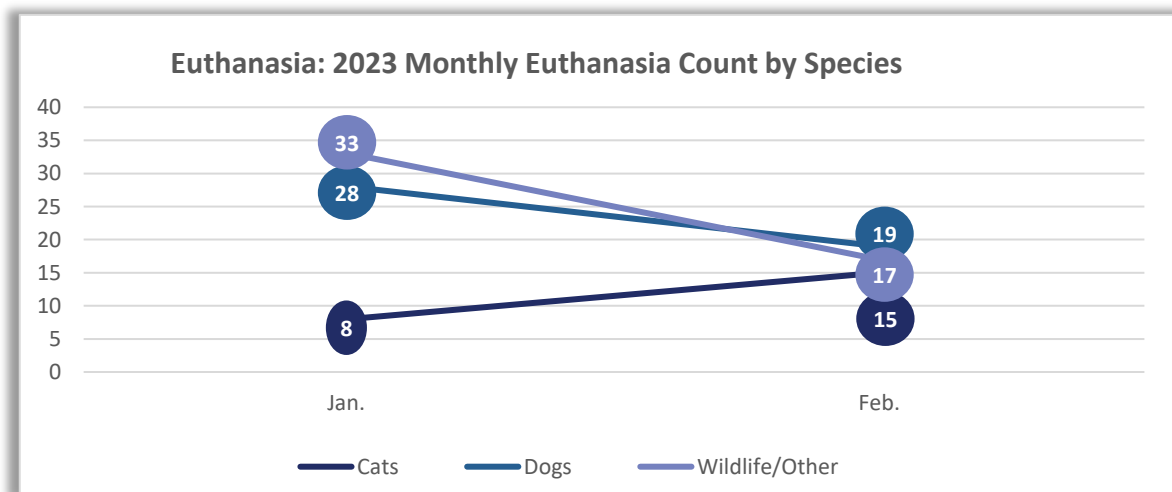
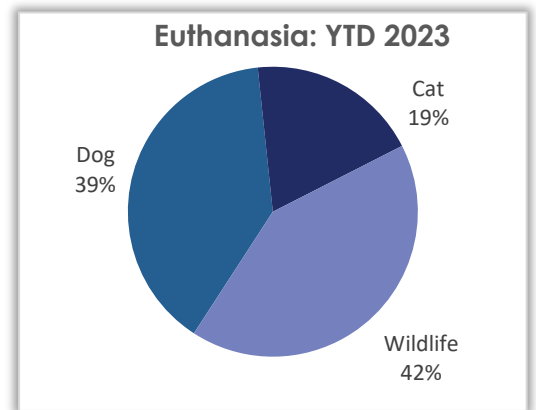
Euthanasia by Species – Month/Year Comparison

Species	Feb. 2023	Feb. 2022	Feb. 2021
Dog	19	17	12
Cat	15	12	8
Other	0	0	0
Wildlife	17	13	8
Total	51	42	28



Euthanasia by Species – YTD/Year Comparison

Species	YTD 2023	YTD 2022	YTD 2021
Dog	47	34	18
Cat	23	21	17
Other	0	0	1
Wildlife	50	28	16
Total	120	83	52



Monthly Operations Report – February 2023

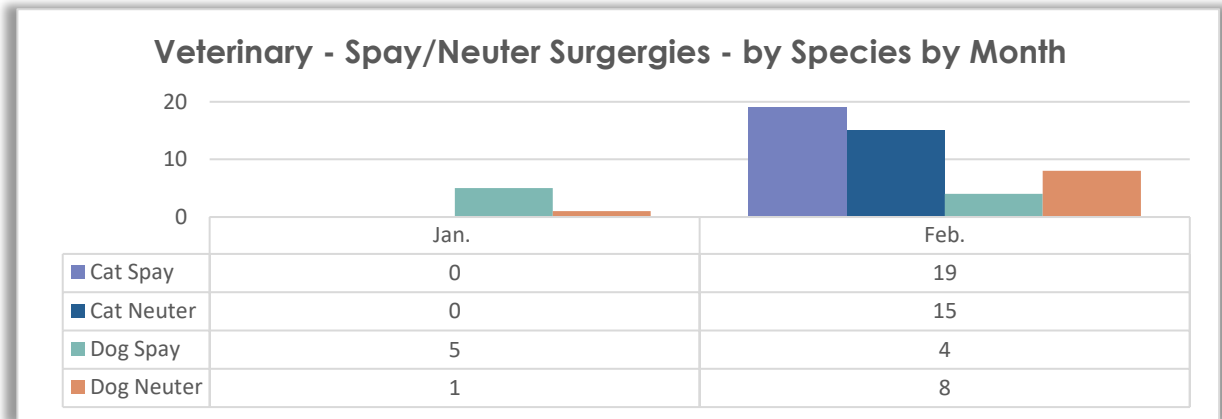
Veterinary Operations – Feb. 2023

Spay/Neuter Surgeries – Feb. Totals

	Dog	Cat	
Spay	4	19	23
Neuter	8	15	23
Total	12	34	46

Spay/Neuter Surgeries – YTD Totals

	Dog	Cat	
Spay	9	19	28
Neuter	9	15	24
Total	18	34	52



Veterinary – Other Procedures - 2023 by Month

Procedure	Jan	Feb	
Entropion	0	0	0
Repair Incision	0	0	0
Repair Umbilical Hernia	0	0	0
C-Section	0	0	0
Remove Growth	1	0	1
Treat/Close Wound	0	0	0
Ear Resection	0	0	0
Enucleation	0	0	0
Repair Cherry Eye	0	0	0
Tail Amputation	1	1	2
Leg Amputation	0	0	0
FHO	0	0	0
Remove Ovarian Tissue	0	0	0
Repair Prolapsed Uterus	0	0	0
Cystotomy	0	0	0
Ear Flap Amputation	0	0	0
	2	1	3

