

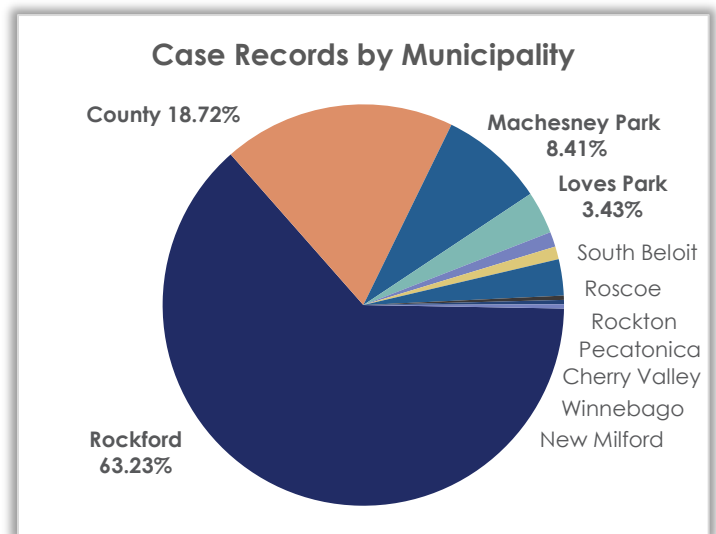
Monthly Operations Report – March 2023

Field Services Case Records – March 2023

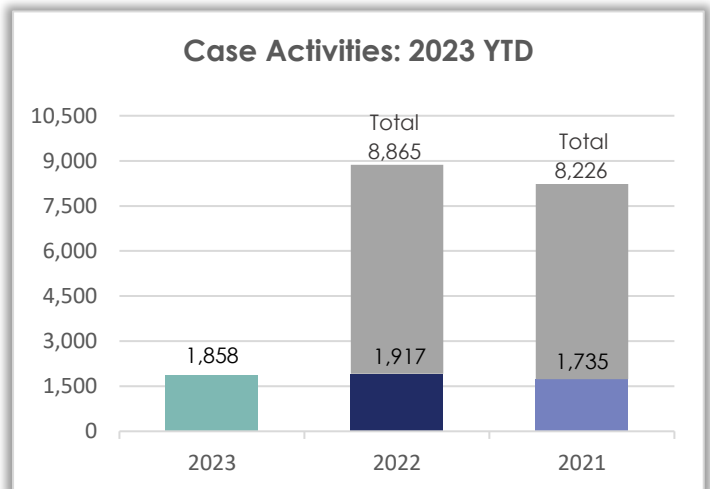
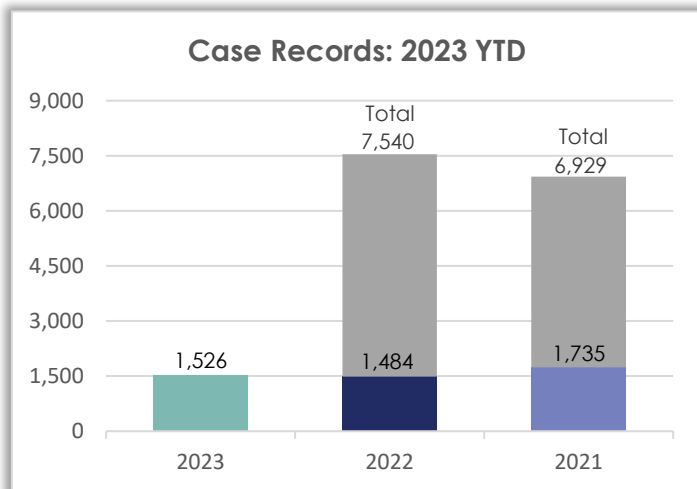
PLEASE NOTE: WCAS transitioned to a new data management system at the beginning of April 2021. Due to this transition, the way in which field services-related incidents are tallied has changed. Beginning April of 2021, these totals reflect one case record per call/reported incident. (A case record is comprised of all activities completed by staff in relation to an incident.) Previously, the totals presented in this portion of the report were a tally of all individual activities that had been completed.

Case Records by Municipality – Month/Year Comparison

Municipality	Mar. 2023	Mar. 2022	Mar. 2021
Rockford	368	392	478
County	109	100	107
Machesney Park	49	32	40
Loves Park	20	39	60
Rockton	7	10	10
Roscoe	6	8	17
South Beloit	17	11	20
Durand	0	2	0
Pecatonica	0	1	4
Winnebago	2	3	2
New Milford	2	0	0
Cherry Valley	2	4	4
Boone County	0	0	0
Total	582	602	742



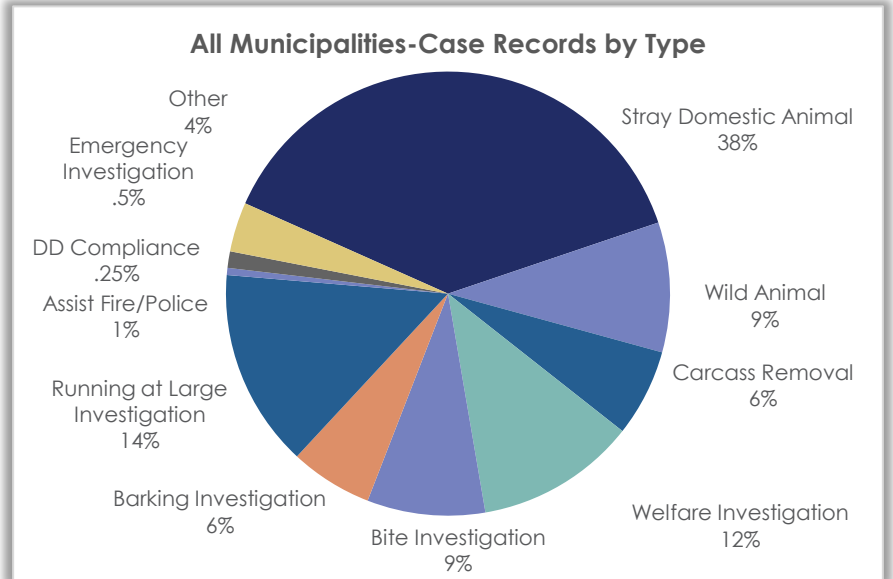
All Municipalities – Case Records & Activities: YTD/Year Comparison



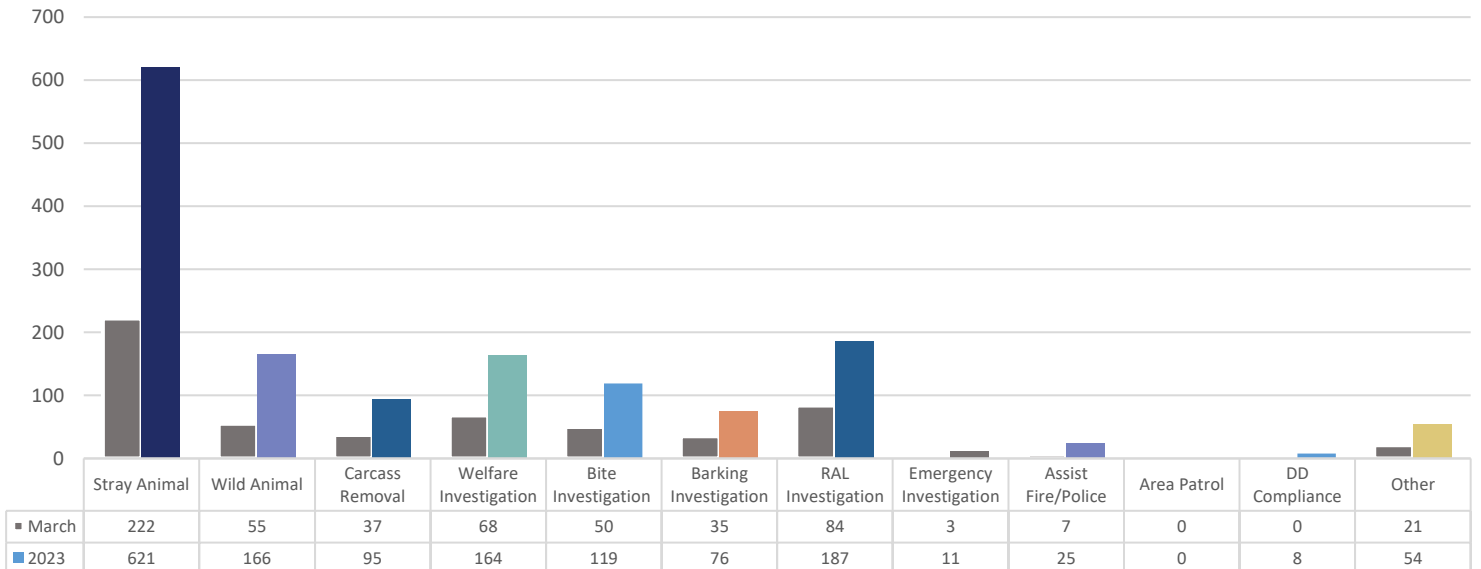
Monthly Operations Report – March 2023

Case Records for All Municipalities by Case Record Type

Case Record Types	Mar. 2023
Stray Domestic Animal	222
Wild Animal	55
Carcass Removal	37
Welfare Investigation	68
Bite Investigation	50
Barking Investigation	35
Running at Large Investigation	84
Emergency Investigation	3
Assist Fire/Police Dept.	7
Area Patrol	0
Dangerous Dog Compliance	0
Other	21
	582



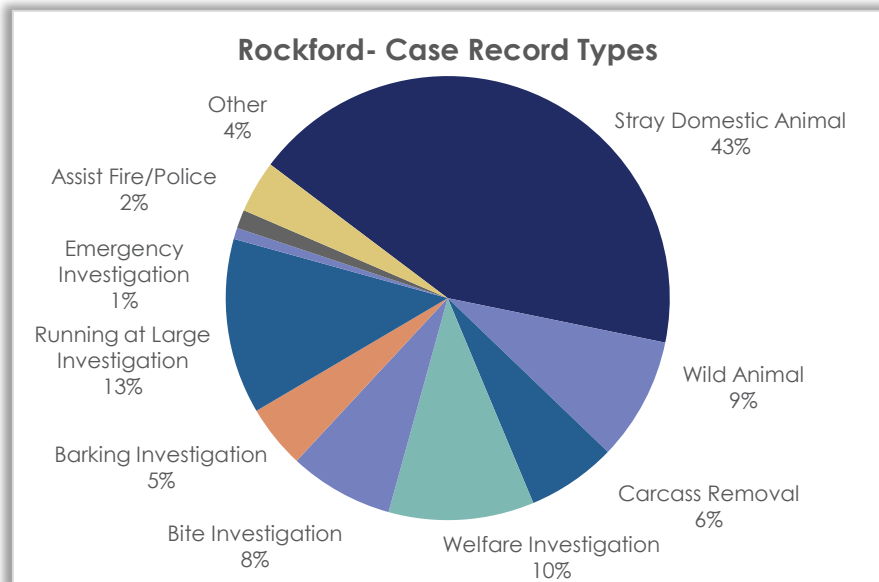
Case Records by Type: Month/Year Comparison



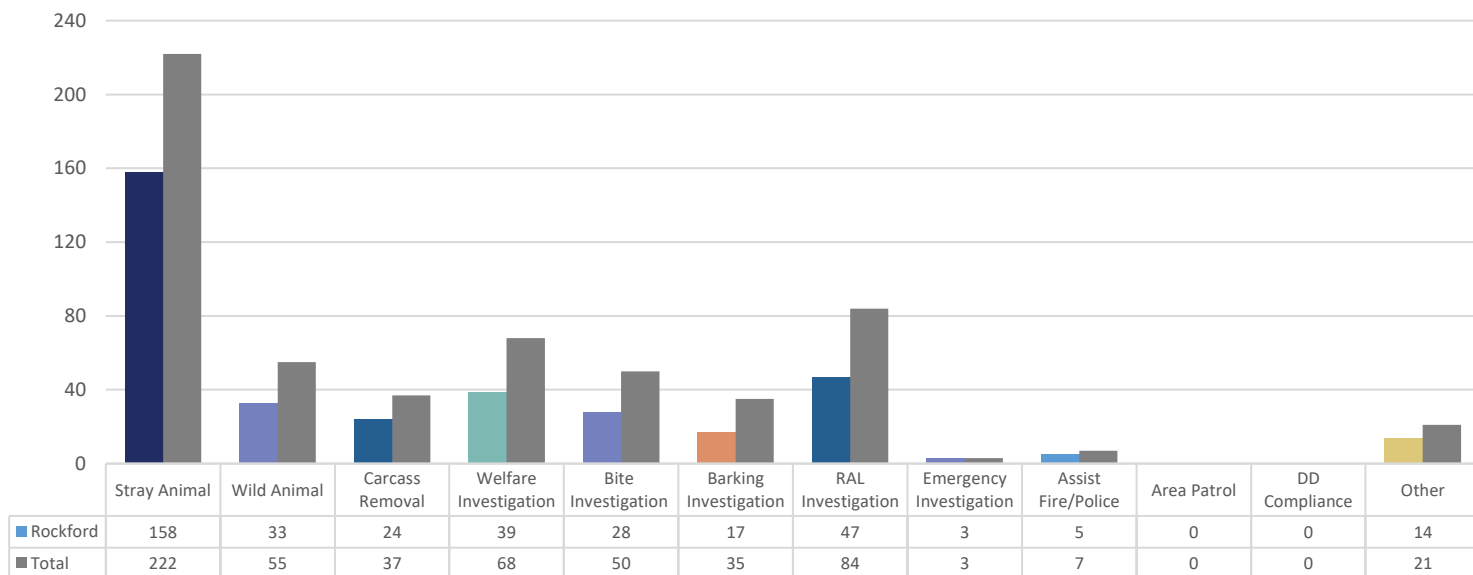
Monthly Operations Report – March 2023

Case Records for Rockford by Case Record Type

Case Record Types	Mar. 2023
Stray Domestic Animal	158
Wild Animal	33
Carcass Removal	24
Welfare Investigation	39
Bite Investigation	28
Barking Investigation	17
Running at Large Investigation	47
Emergency Investigation	3
Assist Fire/Police Dept.	5
Area Patrol	0
Dangerous Dog Compliance	0
Other	14
	368



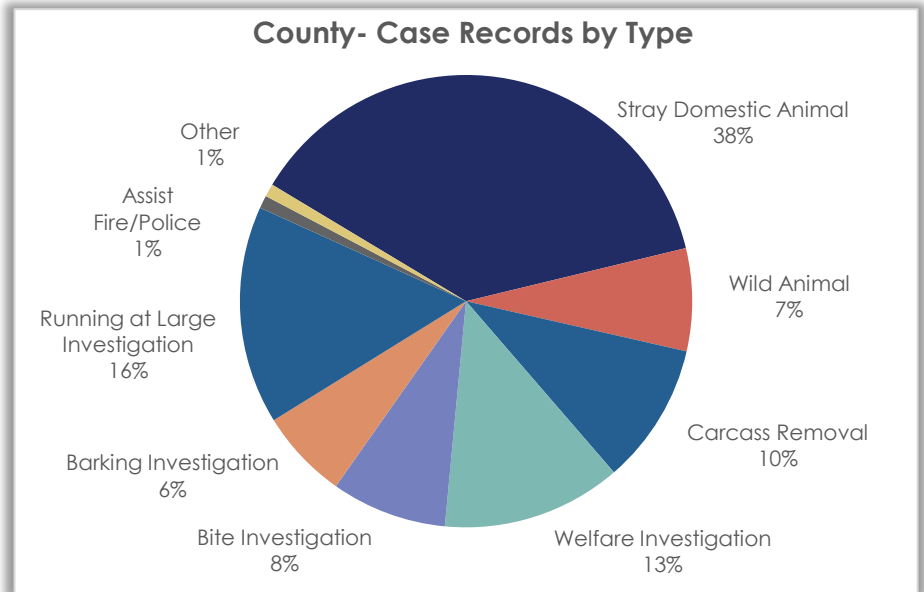
Case Records by Type: Rockford vs. Total Comparison



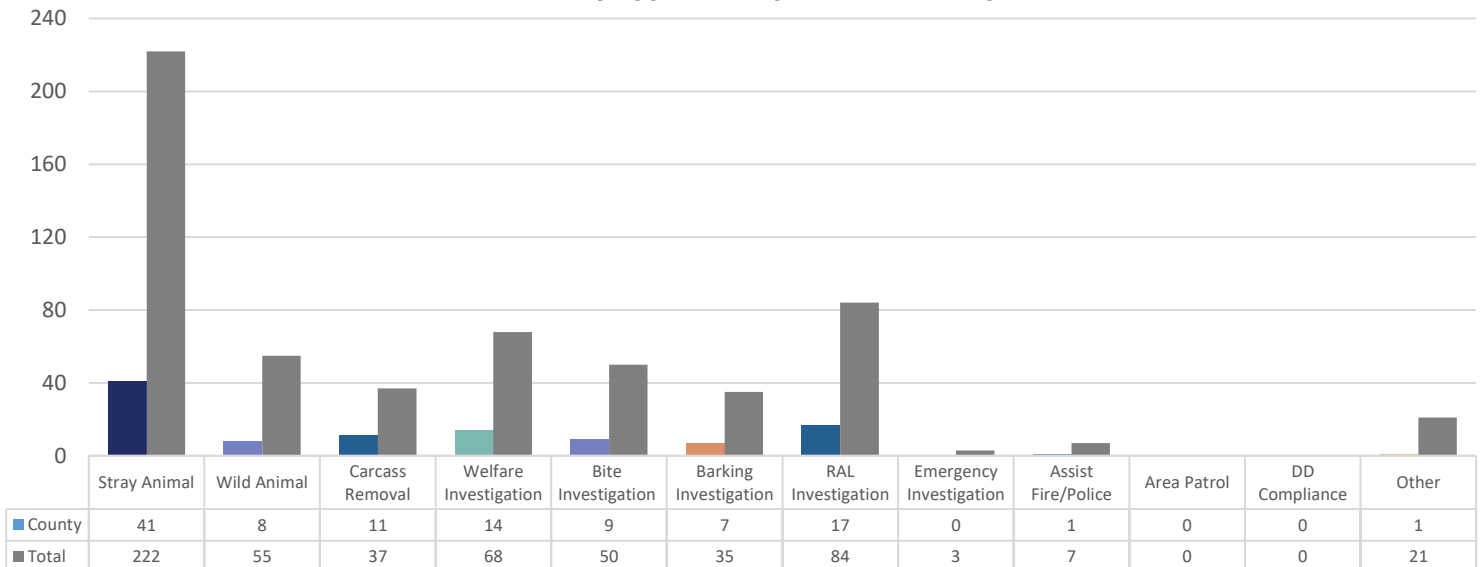
Monthly Operations Report – March 2023

Case Records for the County by Case Record Type

Case Record Types	Mar. 2023
Stray Domestic Animal	41
Wild Animal	8
Carcass Removal	11
Welfare Investigation	14
Bite Investigation	9
Barking Investigation	7
Running at Large Investigation	17
Emergency Investigation	0
Assist Fire/Police Dept.	1
Area Patrol	0
Dangerous Dog Compliance	0
Other	1
	109



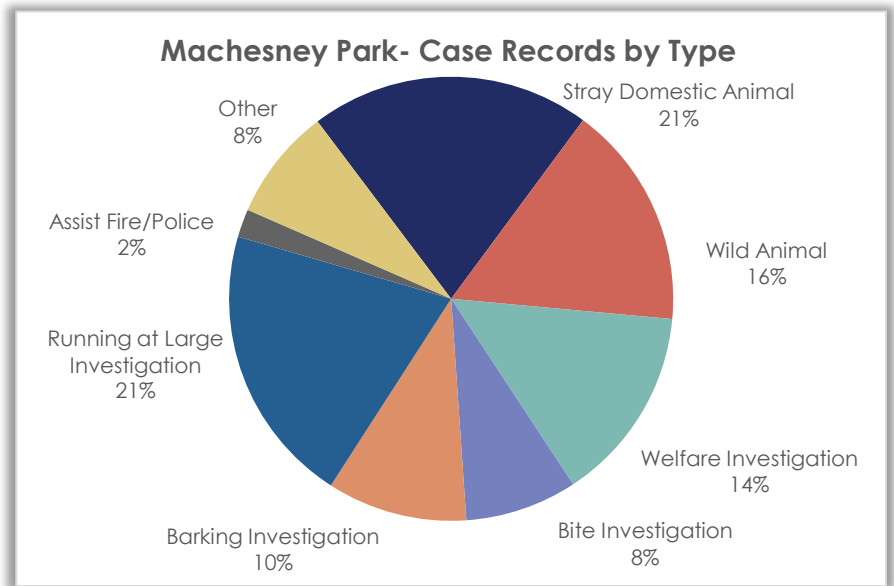
Case Records by Type: Comparison- County vs. Total



Monthly Operations Report – March 2023

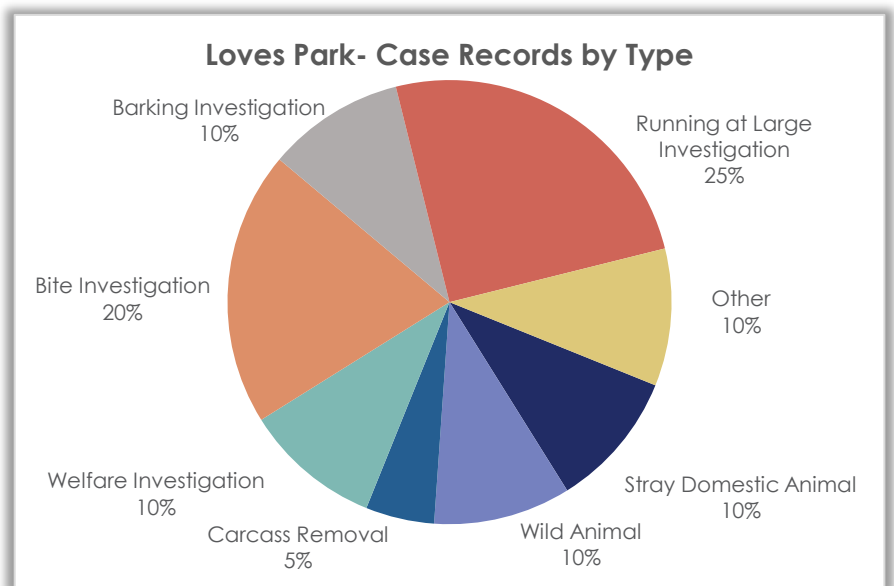
Case Records for Machesney Park by Case Record Type

Case Record Types	Mar. 2023
Stray Domestic Animal	10
Wild Animal	8
Carcass Removal	0
Welfare Investigation	7
Bite Investigation	4
Barking Investigation	5
Running at Large Investigation	10
Emergency Investigation	0
Assist Fire/Police Dept.	1
Area Patrol	0
DD Compliance	0
Other	4
	49



Case Records for Loves Park by Case Record Type

Case Record Types	Mar. 2023
Stray Domestic Animal	2
Wild Animal	2
Carcass Removal	1
Welfare Investigation	2
Bite Investigation	4
Barking Investigation	2
Running at Large Investigation	5
Emergency Investigation	0
Assist Fire/Police Dept.	0
Area Patrol	0
DD Compliance	0
Other	2
	20

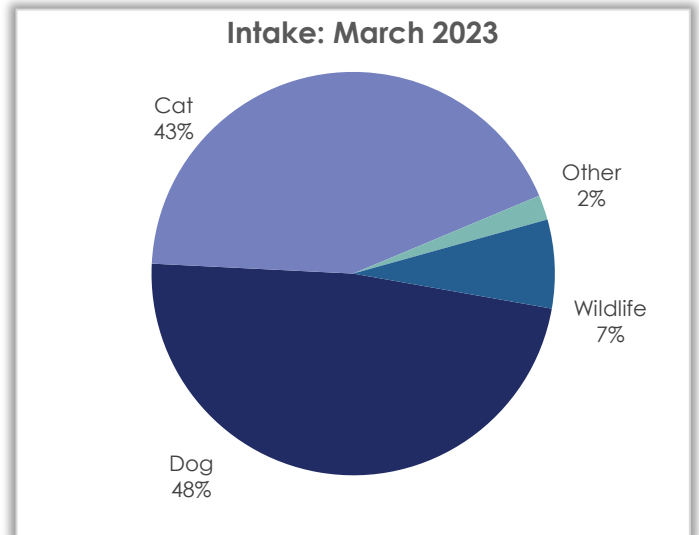


Monthly Operations Report – March 2023

Intake Statistics – March 2023

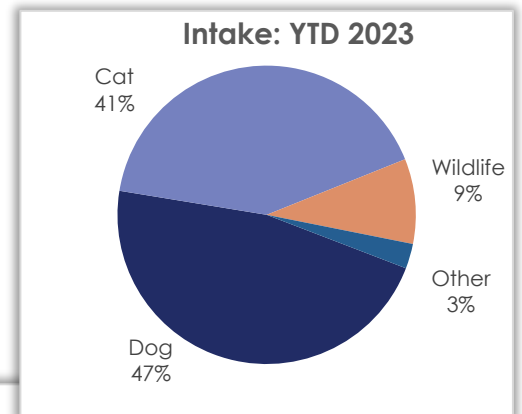
Intake by Species – Month/Year Comparison

Species	Mar. 2023	Mar. 2022	Mar. 2021
Dog	169	183	186
Cat	151	112	167
Guinea Pig	4	5	15
Domestic Rabbit	1	3	7
Chicken	1	0	0
Lizard	1	0	0
Cockatoo	0	1	0
Parakeet	0	2	0
Goat	0	1	0
Hamster	0	1	0
Rat	0	5	0
Domestic Bird	0	0	1
Wildlife	25	54	29
Total	352	367	405

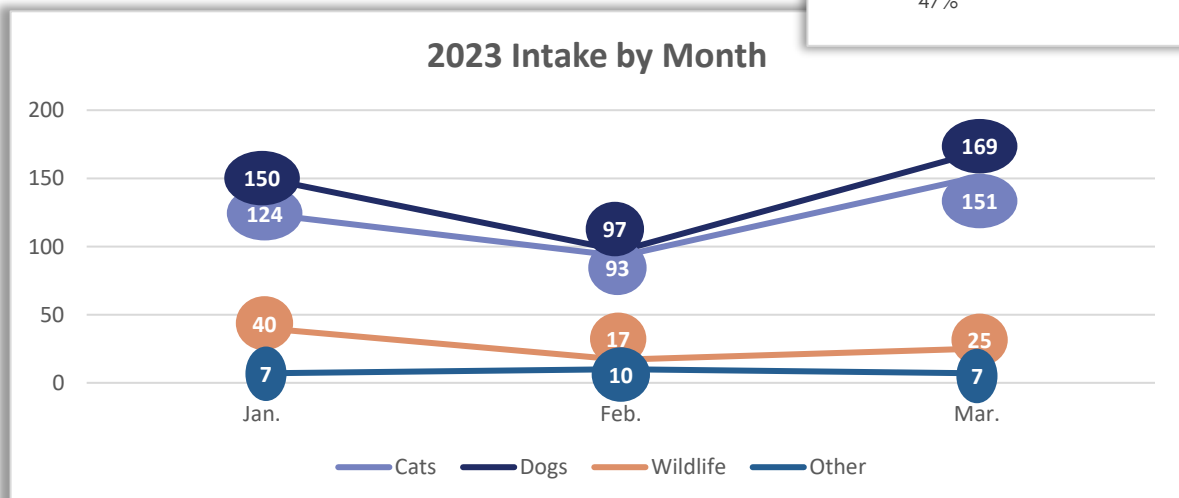


Intake by Species – YTD/Year Comparison

Species	YTD 2023	YTD 2022	YTD 2021
Dog	416	435	398
Cat	368	304	429
Wildlife	82	88	50
Other	24	46	80
Total	890	873	957



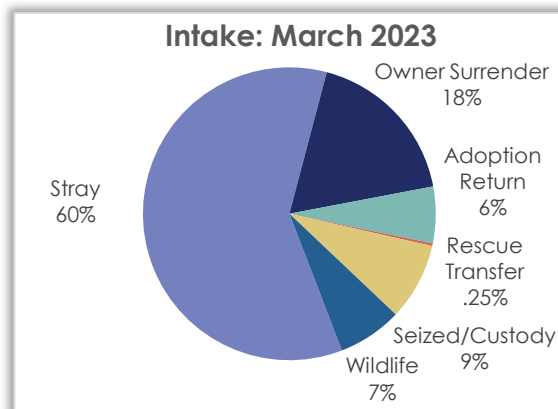
2023 Intake by Month



Monthly Operations Report – March 2023

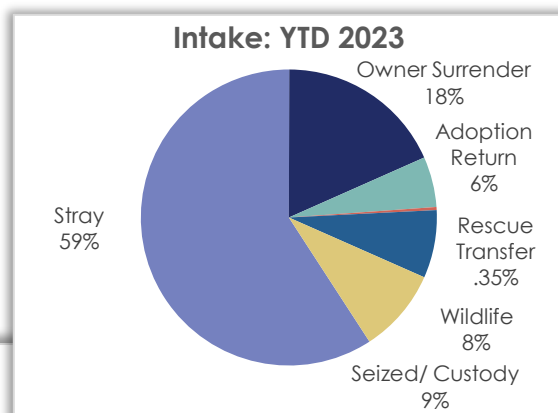
Intake by Type – Month/Year Comparison

Intake Type	Mar. 2023	Mar. 2022	Mar. 2021
Stray	211	190	239
Owner Surrender	63	72	100
Adoption Return	22	21	25
Rescue Transfer	1	1	6
Seized/Custody	30	29	35
Wildlife	25	54	0
Total	352	367	405

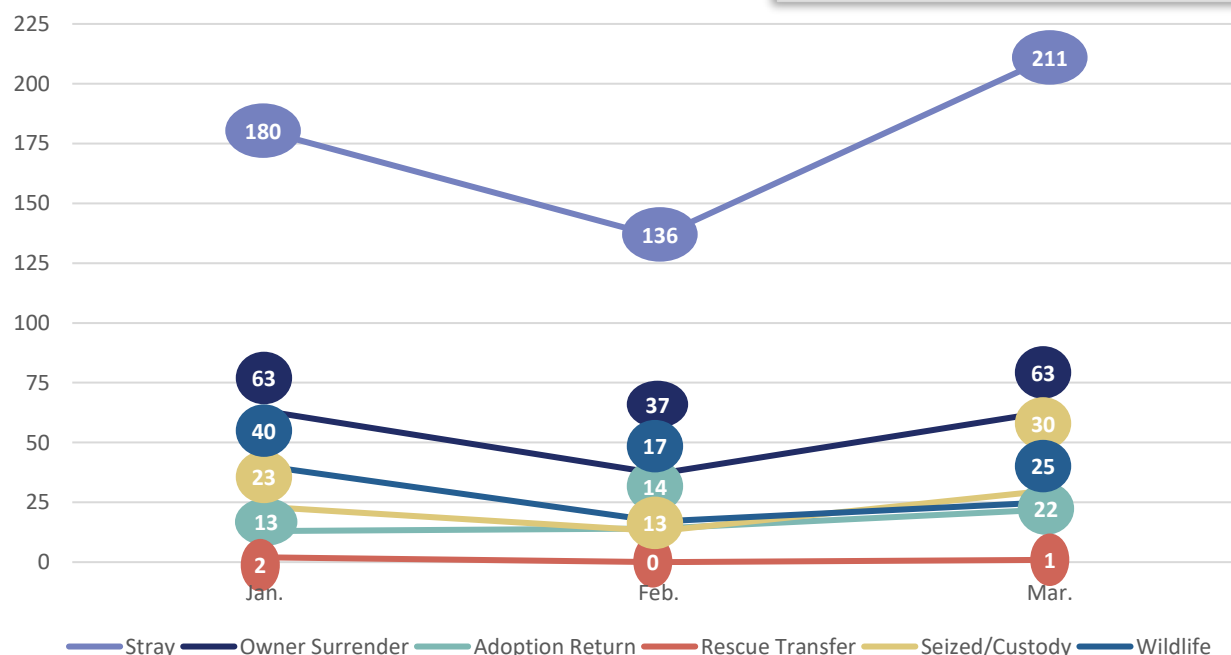


Intake by Type – YTD/Year Comparison

Intake Type	YTD 2023	YTD 2022	YTD 2021
Stray	527	461	566
Owner Surrender	163	188	236
Adoption Return	49	54	50
Rescue Transfer	3	8	29
Seized/Custody	66	74	76
Wildlife	82	88	0
Total	890	873	957



2023 Intake Type by Month



Monthly Operations Report – March 2023

Stray Intake

Stray Intake by Species – Month/Year Comparison

Species	Mar. 2023	Mar. 2022	Mar. 2021
Dog	103	115	96
Cat	106	70	110
Other/Wildlife	2	5	33
Total	211	190	239

Owner Surrender

Owner Surrender by Species – Month/Year Comparison

Species	Mar. 2023	Mar. 2022	Mar. 2021
Dog	29	39	51
Cat	29	23	32
Other	5	10	17
Total	63	72	100

Adoption Return

Adoption Returns by Species – Month/Year Comparison

Species	Mar. 2023	Mar. 2022	Mar. 2021
Dog	16	11	12
Cat	6	8	11
Other	0	2	2
Total	22	21	25

Seized/Custody

Seized/Custody by Species – Month/Year Comparison

Species	Mar. 2023	Mar. 2022	Mar. 2021
Dog	20	17	27
Cat	10	11	8
Other	0	1	0
Total	30	29	35



Monthly Operations Report – March 2023

Outcome Statistics – March 2023

Return to Owner

Return to Owner by Species – Month/Year Comparison

Species	Mar. 2023	Mar. 2022	Mar. 2021
Dog	58	75	75
Cat	4	6	7
Other	0	0	0
Total	62	81	82

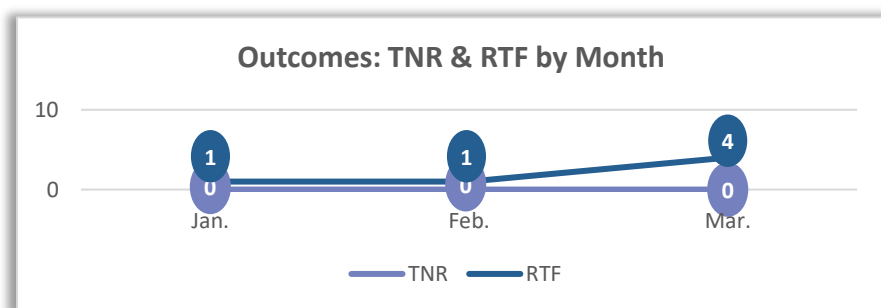
Return to Owner by Species – YTD/Year Comparison

Species	YTD 2023	YTD 2022	YTD 2021
Dog	144	171	157
Cat	15	20	9
Other	1	0	0
Total	160	191	166

TNR and RTF

Trap-Neuter-Return and Return-to-Field Outcomes by Month

	Jan.	Feb.	Mar.	
TNR	0	0	0	0
RTF	1	1	4	6
	1	1	4	



Wildlife

Wildlife Rehabilitation Month/Year and Year Comparisons March 2023

Mar. 2023	Mar. 2022	Mar. 2021
2	9	4

YTD 2023

YTD 2023	YTD 2022	YTD 2021
5	13	5

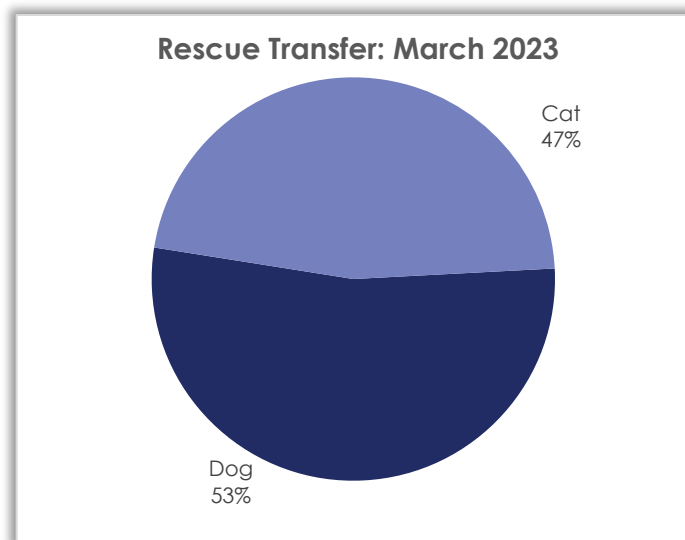


Monthly Operations Report – March 2023

Rescue Transfer

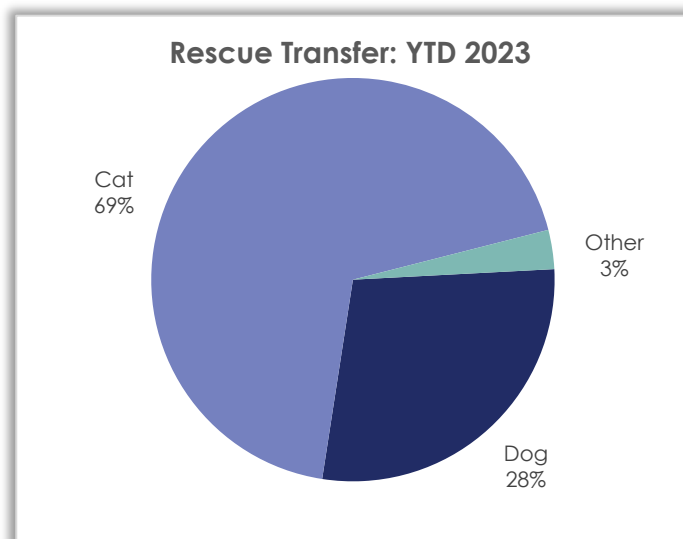
Rescue Transfer by Species – Month/Year Comparison

Species	Mar. 2023	Mar. 2022	Mar. 2021
Dog	24	20	5
Cat	21	11	15
Livestock	0	1	0
Guinea Pig	0	0	5
Domestic Rabbit	0	0	1
Total	45	32	26



Rescue Transfer by Species – YTD/Year Comparison

Species	YTD 2023	YTD 2022	YTD 2021
Dog	54	34	20
Cat	131	26	23
Other	6	3	14
Total	191	63	57

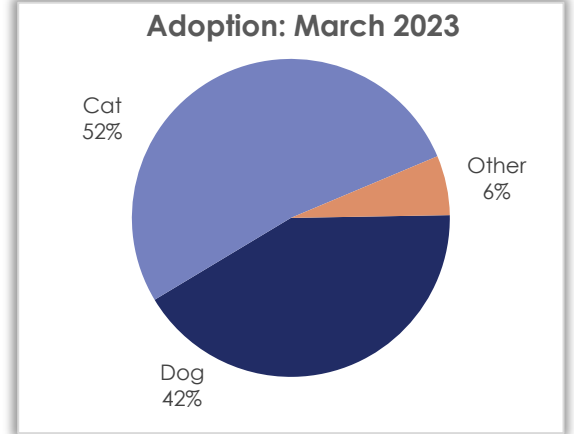


Monthly Operations Report – March 2023

Adoption

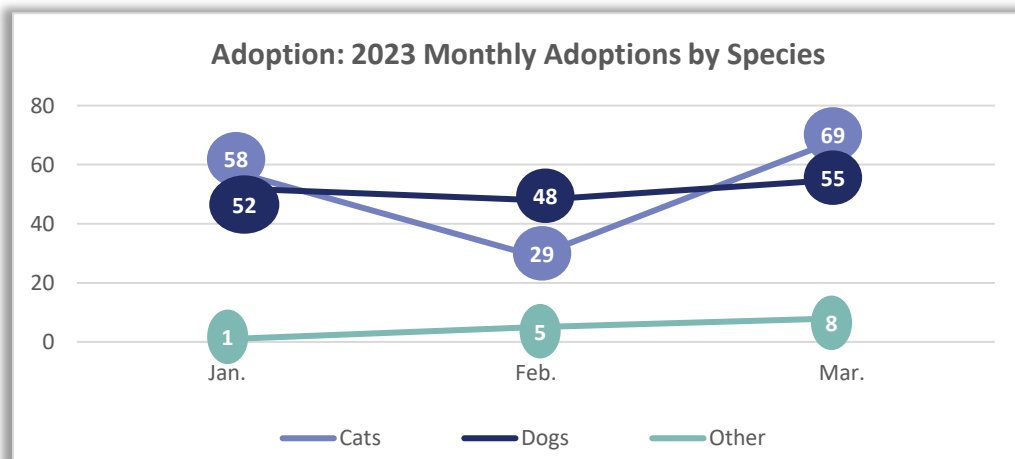
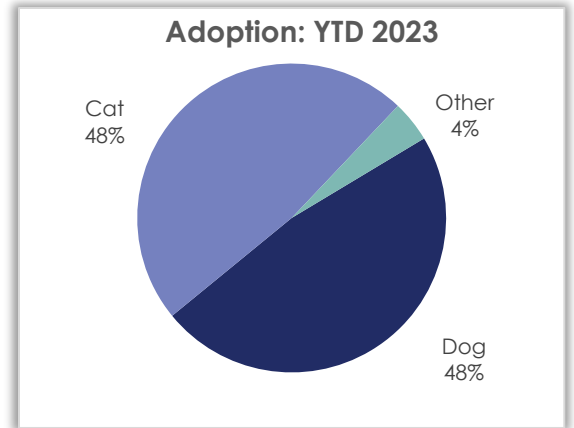
Adoption by Species – Month/Year Comparison

Species	Mar. 2023	Mar. 2022	Mar. 2021
Dog	55	67	67
Cat	69	79	82
Fish	3	0	0
Guinea Pig	2	5	10
Domestic Rabbit	1	3	10
Lizard	1	0	0
Chicken	1	0	0
Hamster	0	1	0
Parakeet	0	2	0
Rat	0	2	0
Total	132	159	169



Adoption by Species – YTD/Year Comparison

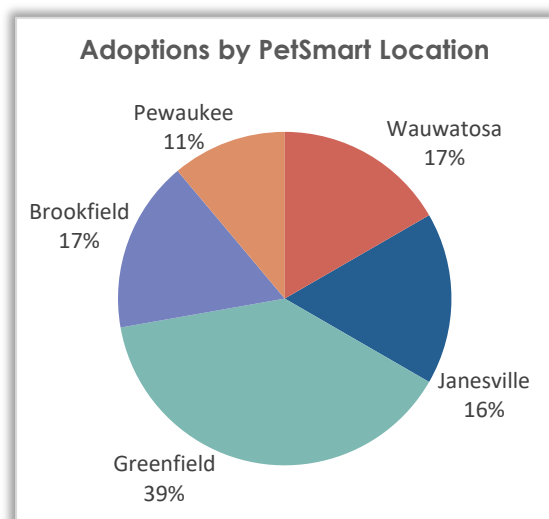
Species	YTD 2023	YTD 2022	YTD 2021
Dog	155	172	139
Cat	156	220	276
Other	14	36	61
Total	325	428	476



Monthly Operations Report – March 2023

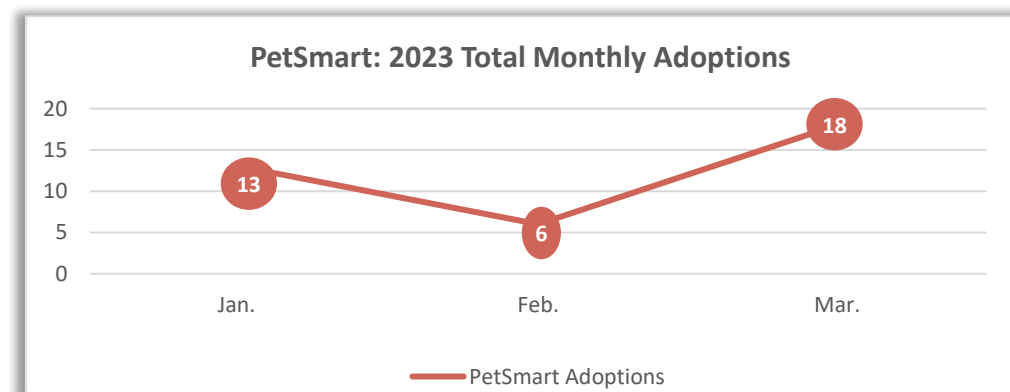
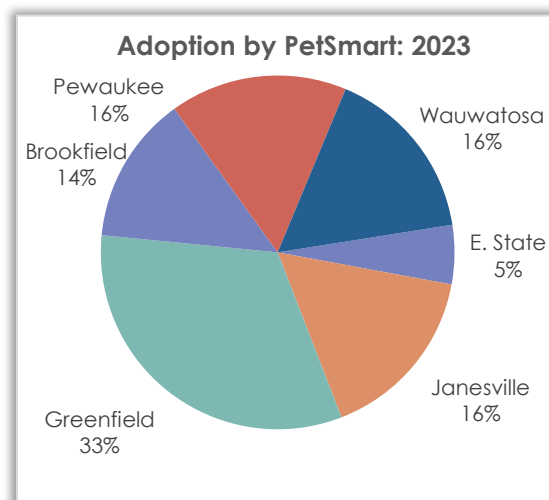
Off-site Adoptions by PetSmart Location – Month/Year Comparison

PetSmart Location	Mar. 2023	Mar. 2022	Mar. 2021
Machesney Park	0	1	1
Rockford	0	0	0
Janesville	3	9	7
Greenfield	7	11	4
Brookfield	3	4	7
Pewaukee	2	0	0
Wauwatosa	3	6	-
Total	18	31	19



Off-site Adoptions by PetSmart Location – YTD/Year Comparison

PetSmart Location	YTD 2023	YTD 2022	YTD 2021
Machesney Park	0	7	4
Rockford	2	0	0
Janesville	6	18	26
Greenfield	12	21	19
Brookfield	5	9	30
Pewaukee	6	1	6
Wauwatosa	6	13	-
Total	37	69	85

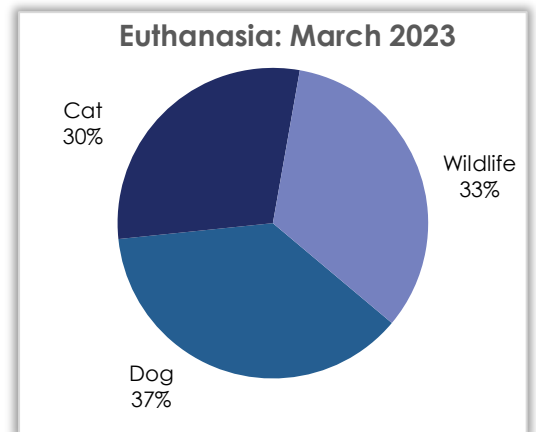


Monthly Operations Report – March 2023

Euthanasia

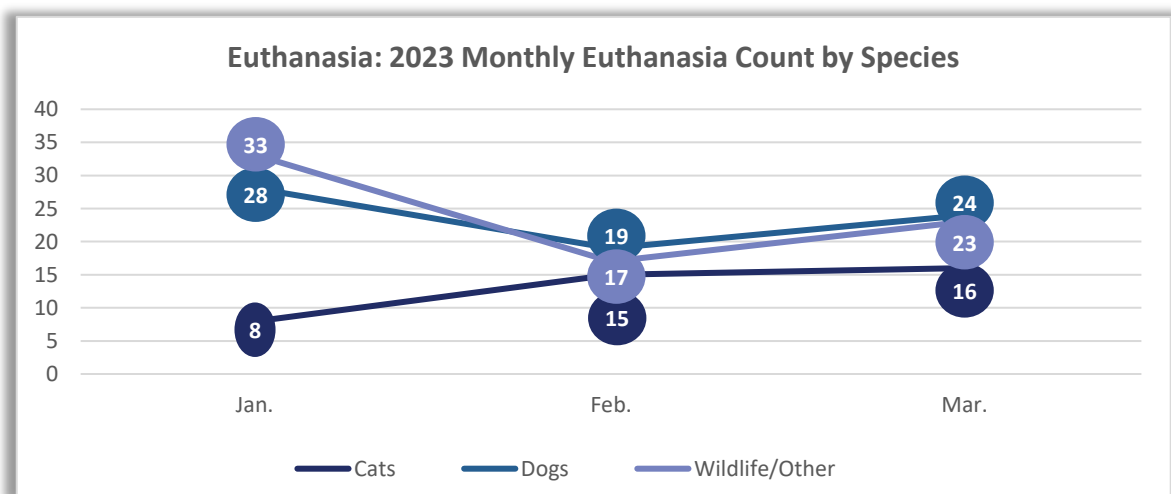
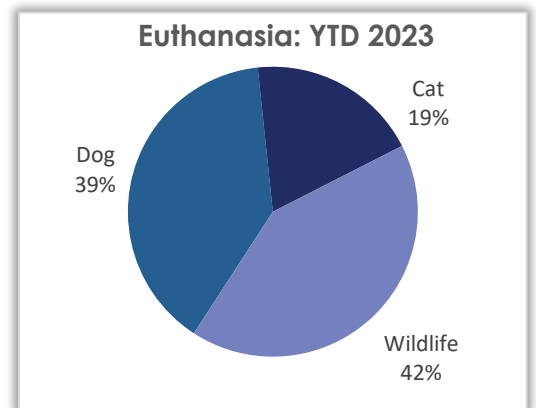
Euthanasia by Species – Month/Year Comparison

Species	Mar. 2023	Mar. 2022	Mar. 2021
Dog	24	14	20
Cat	16	7	15
Other	0	1	0
Wildlife	23	44	26
Total	63	66	61



Euthanasia by Species – YTD/Year Comparison

Species	YTD 2023	YTD 2022	YTD 2021
Dog	71	48	38
Cat	39	28	32
Other	0	1	1
Wildlife	73	72	42
Total	183	149	113



Monthly Operations Report – March 2023

Veterinary Operations – March 2023

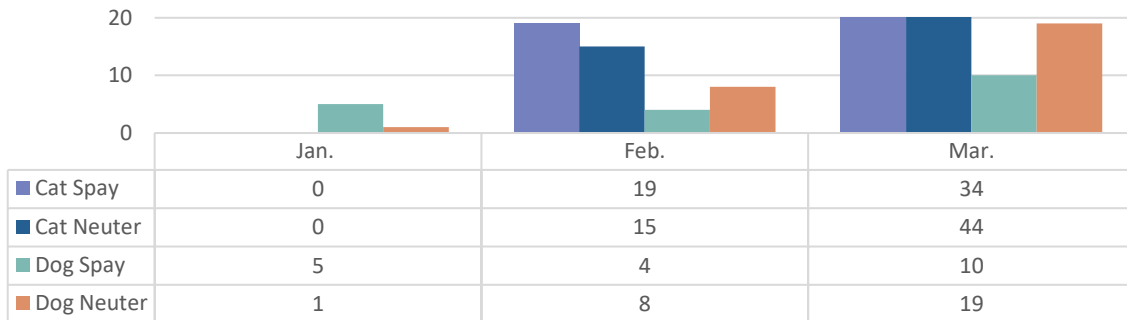
Spay/Neuter Surgeries – March Totals

	Dog	Cat	
Spay	10	34	44
Neuter	19	44	63
Total	29	78	107

Spay/Neuter Surgeries – YTD Totals

	Dog	Cat	
Spay	19	53	72
Neuter	28	59	87
Total	47	112	159

Veterinary - Spay/Neuter Surgeries - by Species by Month



Veterinary – Other Procedures - 2023 by Month

Procedure	Jan	Feb	Mar	
Entropion	0	0	0	0
Repair Incision	0	0	0	0
Repair Umbilical Hernia	0	0	0	0
C-Section	0	0	0	0
Remove Growth	1	0	0	1
Treat/Close Wound	0	0	0	0
Ear Resection	0	0	0	0
Enucleation	0	0	0	0
Repair Cherry Eye	0	0	0	0
Tail Amputation	1	1	0	2
Leg Amputation	0	0	0	0
FHO	0	0	0	0
Remove Ovarian Tissue	0	0	0	0
Repair Prolapsed Uterus	0	0	0	0
Cystotomy	0	0	1	1
Ear Flap Amputation	0	0	0	0
	2	1	1	4

