

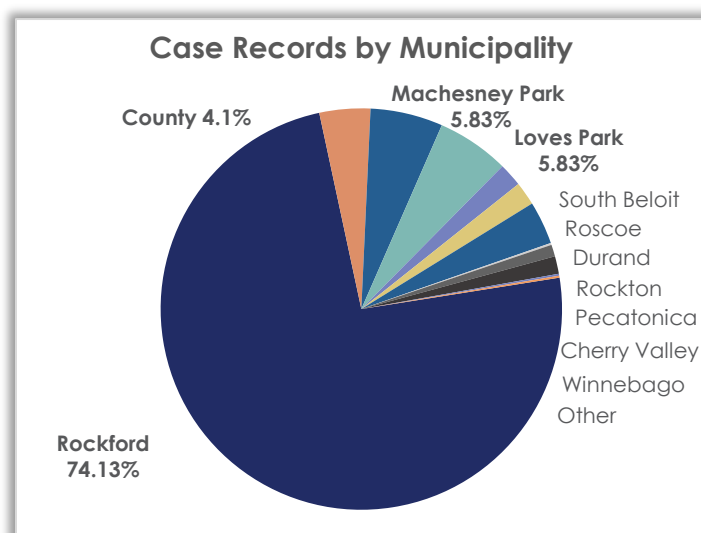
Monthly Operations Report – April 2023

Field Services Case Records – April 2023

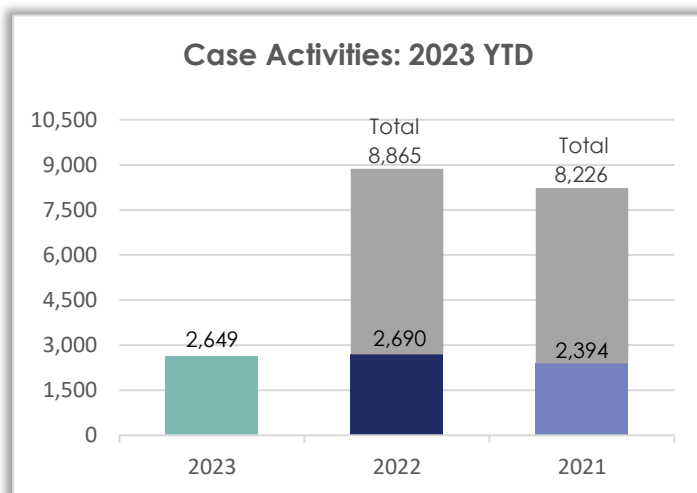
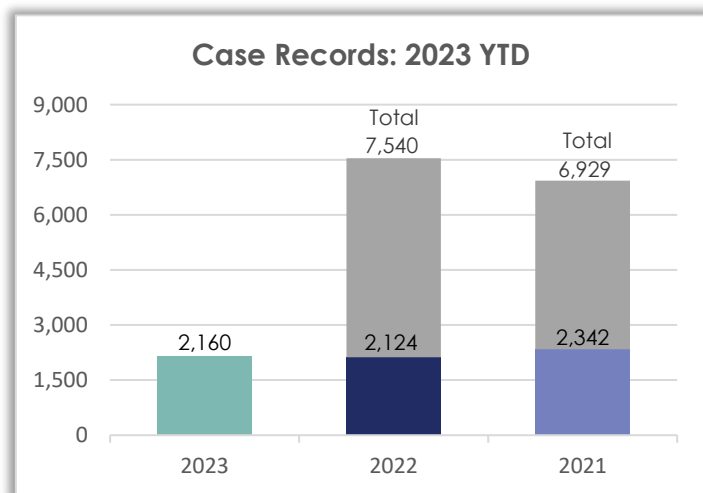
PLEASE NOTE: WCAS transitioned to a new data management system at the beginning of April 2021. Due to this transition, the way in which field services-related incidents are tallied has changed. Beginning April of 2021, these totals reflect one case record per call/reported incident. (A case record is comprised of all activities completed by staff in relation to an incident.) Previously, the totals presented in this portion of the report were a tally of all individual activities that had been completed.

Case Records by Municipality – Month/Year Comparison

Municipality	Apr. 2023	Apr. 2022	Apr. 2021
Rockford	470	449	437
County	26	46	52
Machesney Park	37	33	44
Loves Park	37	46	32
Rockton	12	12	6
Roscoe	12	25	20
South Beloit	22	15	9
Durand	1	1	0
Pecatonica	6	3	2
Winnebago	9	4	2
New Milford	0	0	1
Cherry Valley	1	5	2
Boone County	0	0	0
Other	1	1	0
Total	634	640	607



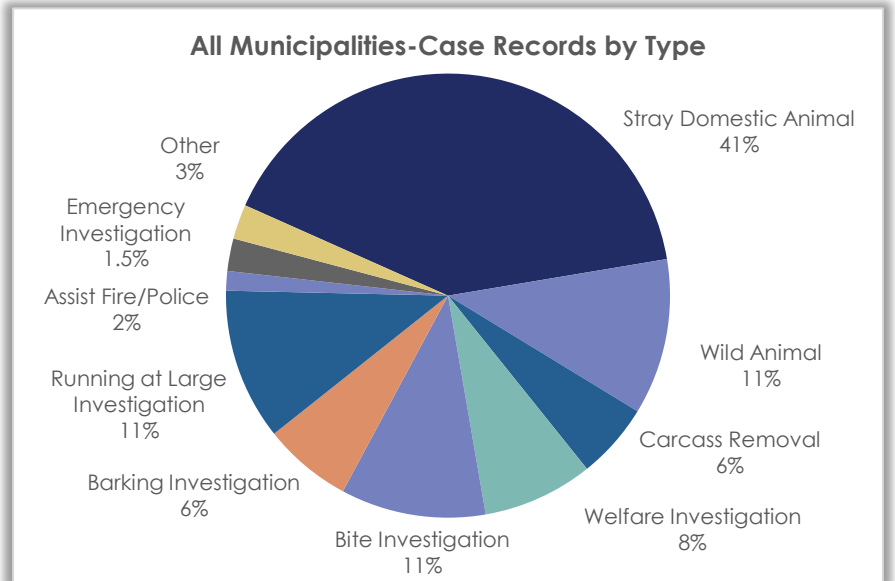
All Municipalities – Case Records & Activities: YTD/Year Comparison



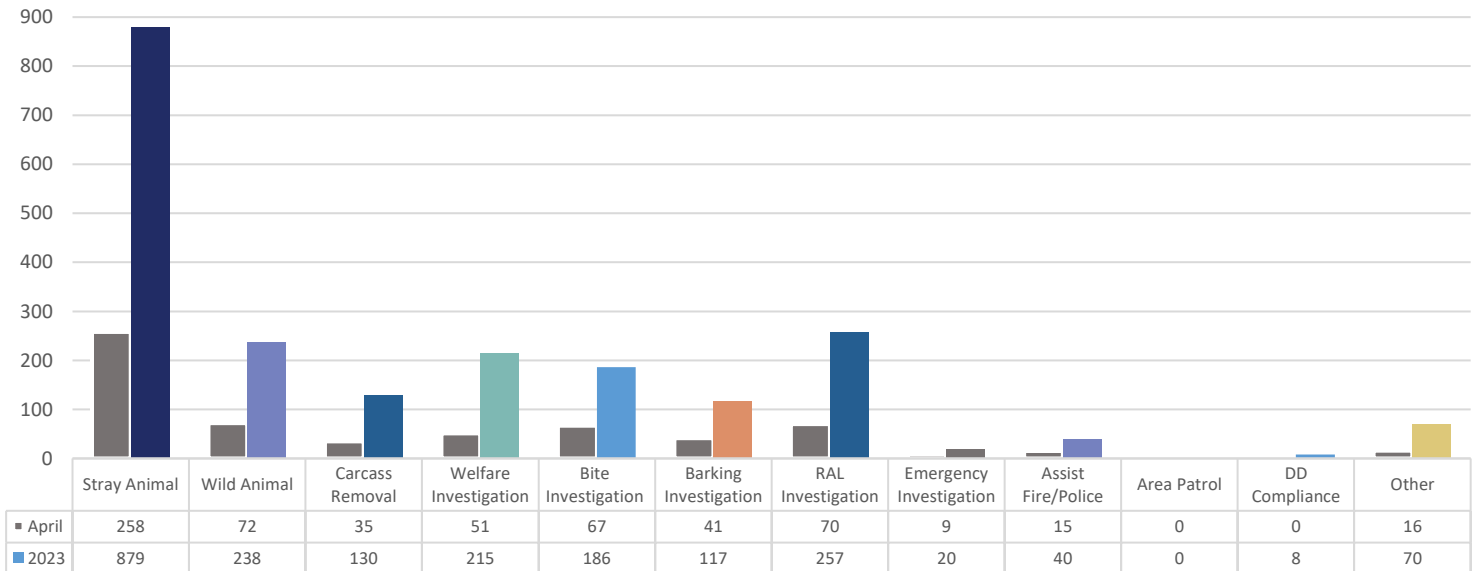
Monthly Operations Report – April 2023

Case Records for All Municipalities by Case Record Type

Case Record Types	Apr. 2023
Stray Domestic Animal	258
Wild Animal	72
Carcass Removal	35
Welfare Investigation	51
Bite Investigation	67
Barking Investigation	41
Running at Large Investigation	70
Emergency Investigation	9
Assist Fire/Police Dept.	15
Area Patrol	0
Dangerous Dog Compliance	0
Other	16
	634



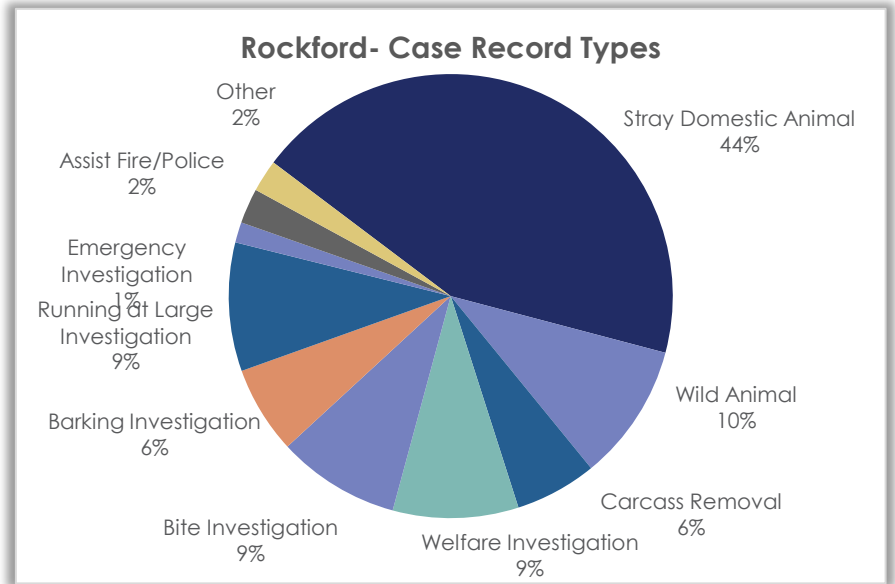
Case Records by Type: Month/Year Comparison



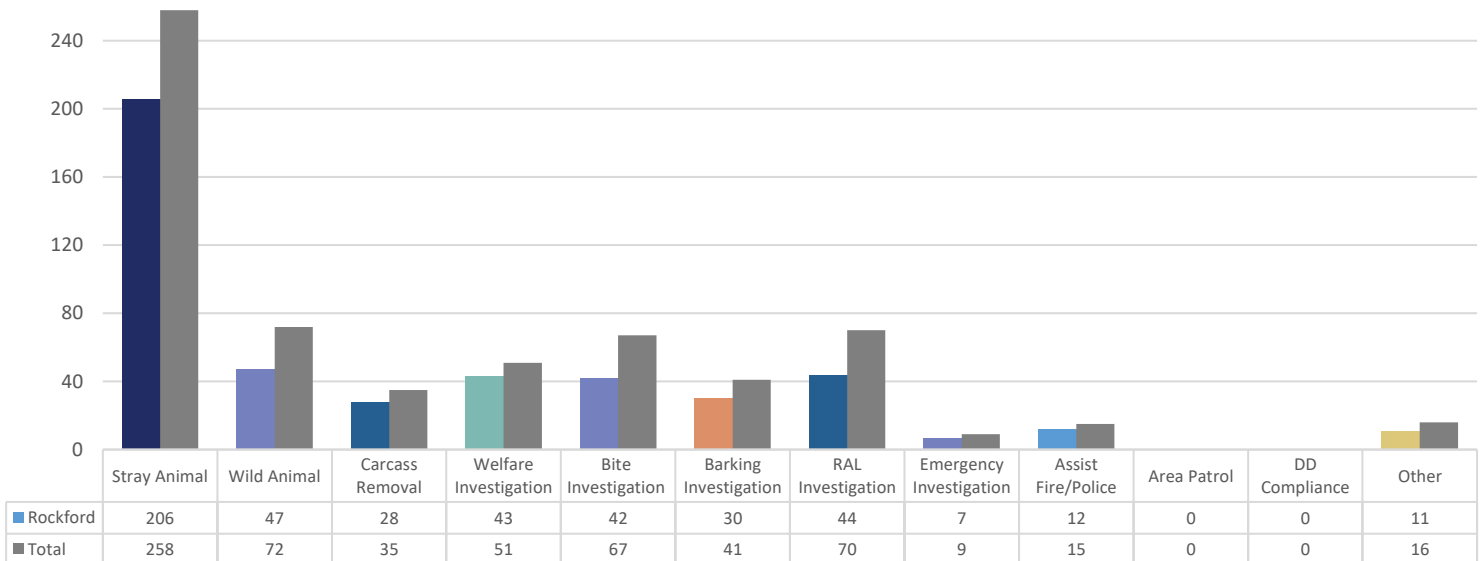
Monthly Operations Report – April 2023

Case Records for Rockford by Case Record Type

Case Record Types	Apr. 2023
Stray Domestic Animal	206
Wild Animal	47
Carcass Removal	28
Welfare Investigation	43
Bite Investigation	42
Barking Investigation	30
Running at Large Investigation	44
Emergency Investigation	7
Assist Fire/Police Dept.	12
Area Patrol	0
Dangerous Dog Compliance	0
Other	11
	470



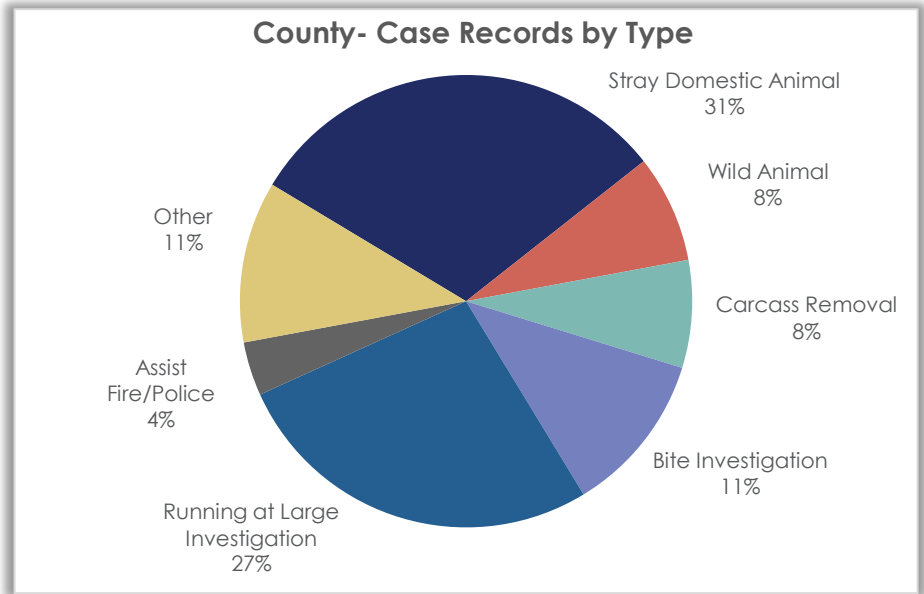
Case Records by Type: Rockford vs. Total Comparison



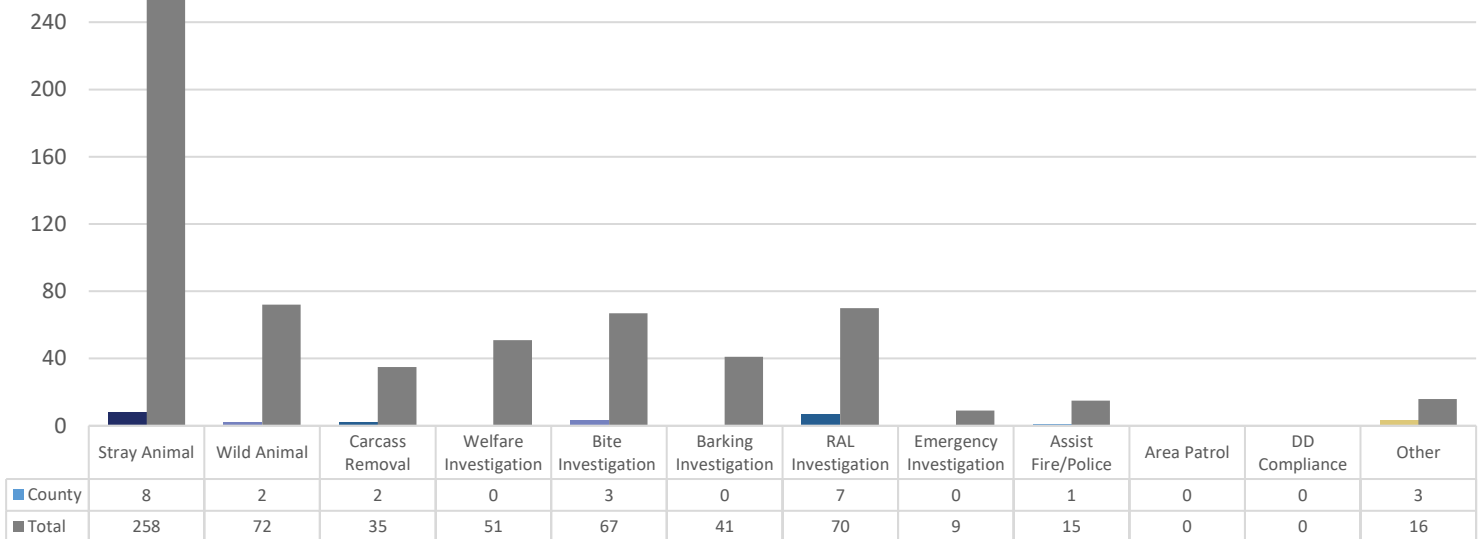
Monthly Operations Report – April 2023

Case Records for the County by Case Record Type

Case Record Types	Apr. 2023
Stray Domestic Animal	8
Wild Animal	2
Carcass Removal	2
Welfare Investigation	0
Bite Investigation	3
Barking Investigation	0
Running at Large Investigation	7
Emergency Investigation	0
Assist Fire/Police Dept.	1
Area Patrol	0
Dangerous Dog Compliance	0
Other	3
	26



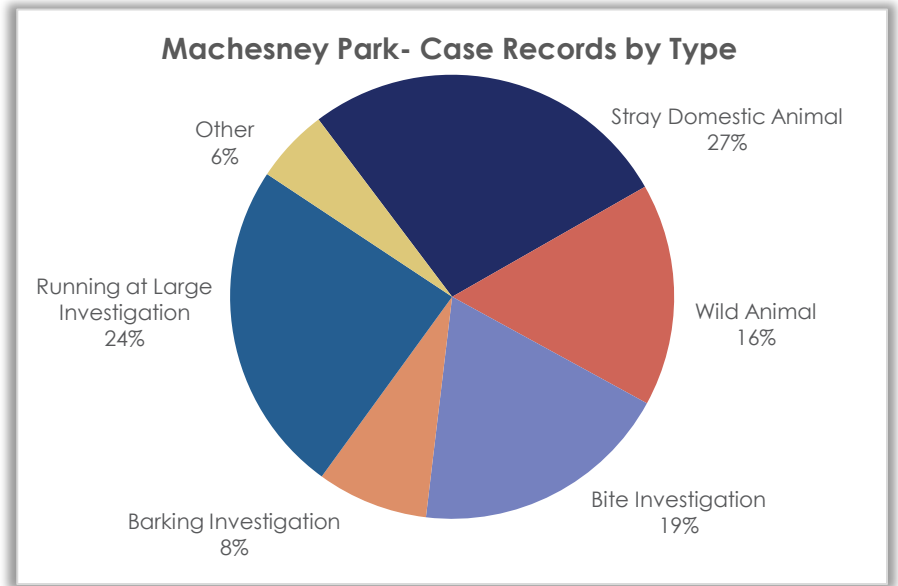
Case Records by Type: Comparison- County vs. Total



Monthly Operations Report – April 2023

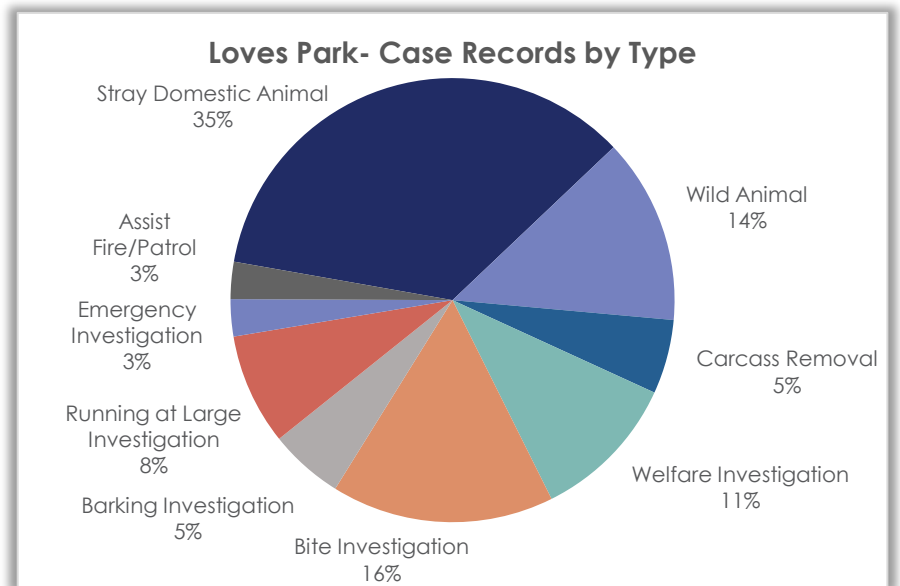
Case Records for Machesney Park by Case Record Type

Case Record Types	Apr. 2023
Stray Domestic Animal	10
Wild Animal	6
Carcass Removal	0
Welfare Investigation	0
Bite Investigation	7
Barking Investigation	3
Running at Large Investigation	9
Emergency Investigation	0
Assist Fire/Police Dept.	0
Area Patrol	0
DD Compliance	0
Other	2
	37



Case Records for Loves Park by Case Record Type

Case Record Types	Apr. 2023
Stray Domestic Animal	13
Wild Animal	5
Carcass Removal	2
Welfare Investigation	4
Bite Investigation	6
Barking Investigation	2
Running at Large Investigation	3
Emergency Investigation	1
Assist Fire/Police Dept.	1
Area Patrol	0
DD Compliance	0
Other	0
	37

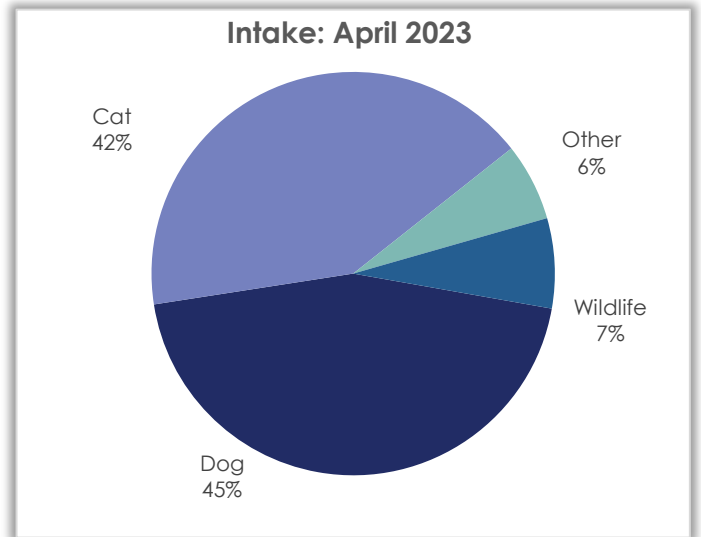


Monthly Operations Report – April 2023

Intake Statistics – April 2023

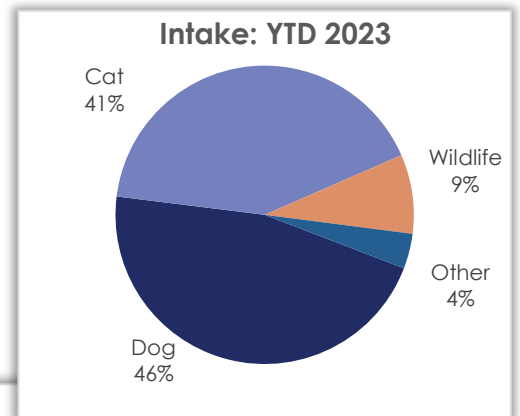
Intake by Species – Month/Year Comparison

Species	Apr. 2023	Apr. 2022	Apr. 2021
Dog	180	158	132
Cat	168	112	179
Fish	14	0	0
Domestic Rabbit	8	1	4
Chicken	1	3	2
Lizard	1	0	1
Goat	1	0	0
Guinea Pig	0	2	4
Rat	0	4	0
Wildlife	29	50	0
Total	402	330	346

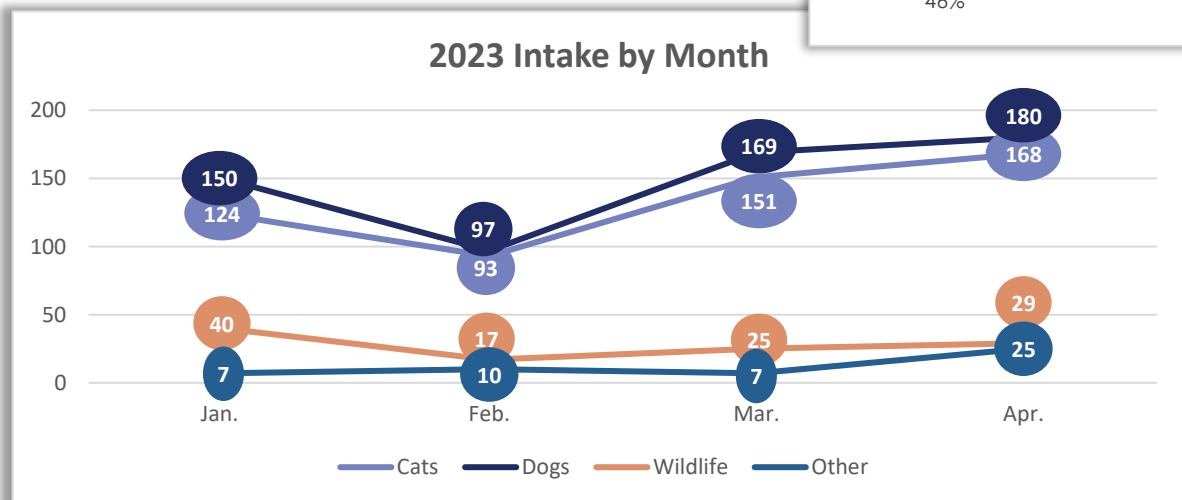


Intake by Species – YTD/Year Comparison

Species	YTD 2023	YTD 2022	YTD 2021
Dog	596	593	530
Cat	536	416	608
Wildlife	111	138	74
Other	49	56	91
Total	1,292	1,203	1,303



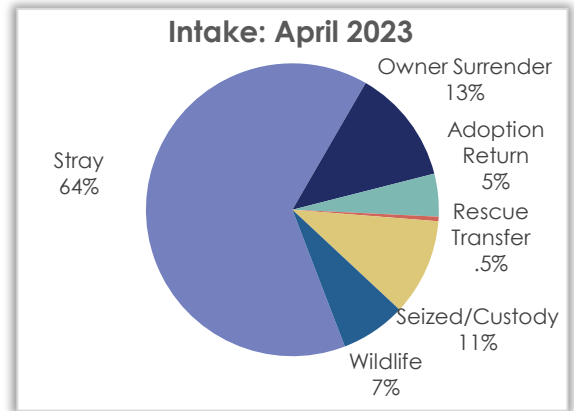
2023 Intake by Month



Monthly Operations Report – April 2023

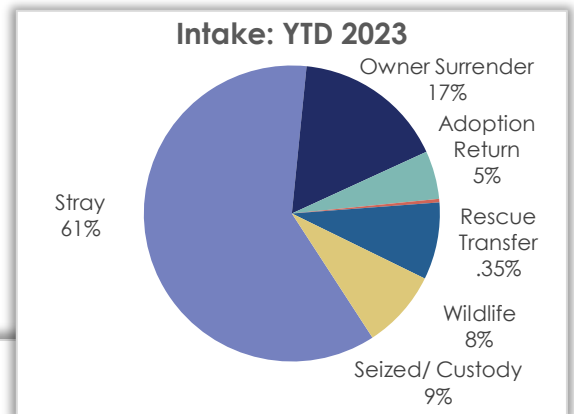
Intake by Type – Month/Year Comparison

Intake Type	Apr. 2023	Apr. 2022	Apr. 2021
Stray	258	194	212
Owner Surrender	51	36	83
Adoption Return	19	25	12
Rescue Transfer	2	1	1
Seized/Custody	43	24	18
Wildlife	29	50	20
Total	402	330	346

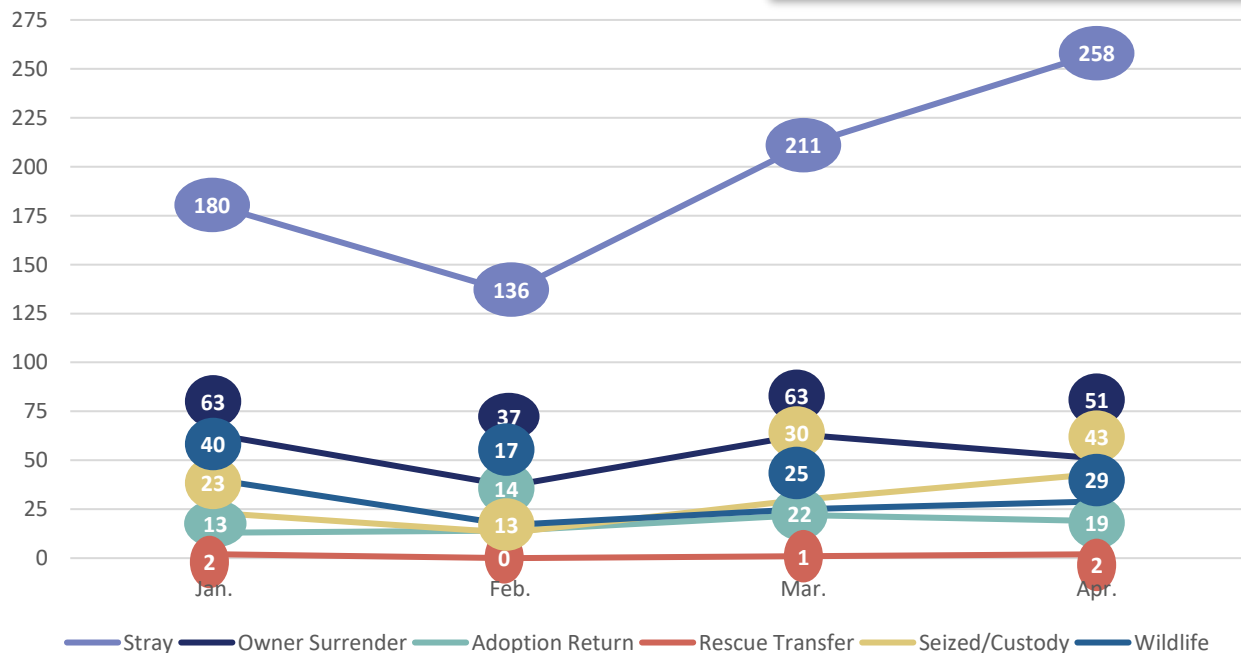


Intake by Type – YTD/Year Comparison

Intake Type	YTD 2023	YTD 2022	YTD 2021
Stray	785	655	778
Owner Surrender	214	224	319
Adoption Return	68	79	62
Rescue Transfer	5	9	30
Seized/Custody	109	98	94
Wildlife	111	138	20
Total	1,292	1,203	1,303



2023 Intake Type by Month



Monthly Operations Report – April 2023

Stray Intake

Stray Intake by Species – Month/Year Comparison

Species	Apr. 2023	Apr. 2022	Apr. 2021
Dog	128	105	90
Cat	125	84	114
Other/Wildlife	5	6	8
Total	258	195	212

Owner Surrender

Owner Surrender by Species – Month/Year Comparison

Species	Apr. 2023	Apr. 2022	Apr. 2021
Dog	13	23	19
Cat	32	11	58
Other	6	2	6
Total	51	36	83

Adoption Return

Adoption Returns by Species – Month/Year Comparison

Species	Apr. 2023	Apr. 2022	Apr. 2021
Dog	12	16	6
Cat	7	9	5
Other	0	0	1
Total	19	25	12

Seized/Custody

Seized/Custody by Species – Month/Year Comparison

Species	Apr. 2023	Apr. 2022	Apr. 2021
Dog	26	13	16
Cat	3	8	2
Other	14	3	0
Total	43	24	18



Monthly Operations Report – April 2023

Outcome Statistics – April 2023

Return to Owner

Return to Owner by Species – Month/Year Comparison

Species	Apr. 2023	Apr. 2022	Apr. 2021
Dog	69	60	66
Cat	7	3	4
Other	14	0	0
Total	90	63	70

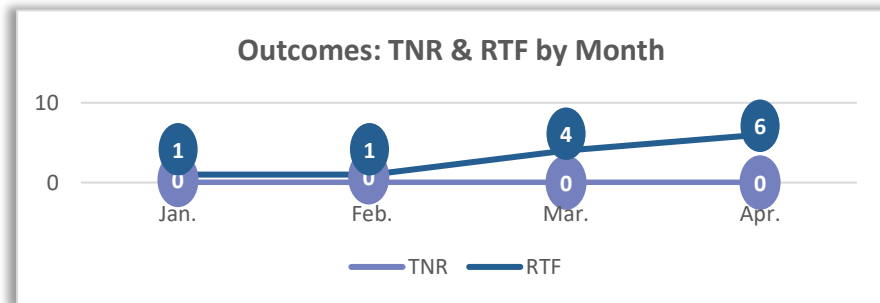
Return to Owner by Species – YTD/Year Comparison

Species	YTD 2023	YTD 2022	YTD 2021
Dog	213	231	223
Cat	22	23	13
Other	15	0	0
Total	250	254	236

TNR and RTF

Trap-Neuter-Return and Return-to-Field Outcomes by Month

	Jan.	Feb.	Mar.	Apr.	
TNR	0	0	0	0	0
RTF	1	1	4	6	12
	1	1	4	6	



Wildlife

Wildlife Rehabilitation Month/Year and Year Comparisons

April 2023

Apr. 2023	Apr. 2022	Apr. 2021
4	3	10

YTD 2023

YTD 2023	YTD 2022	YTD 2021
9	16	15

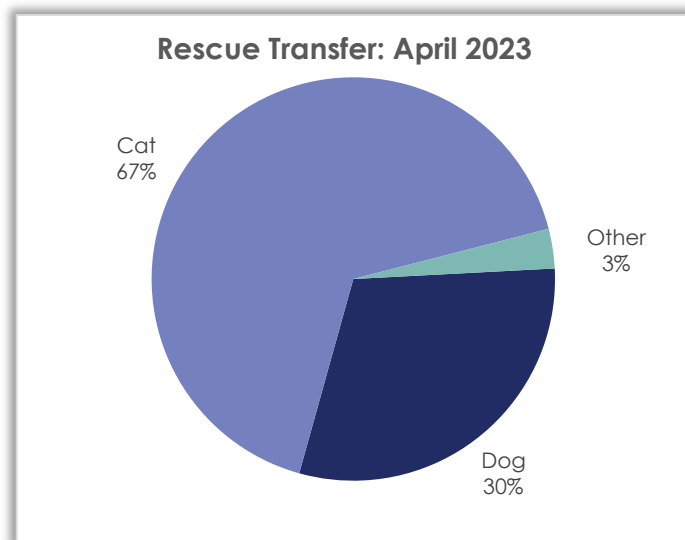


Monthly Operations Report – April 2023

Rescue Transfer

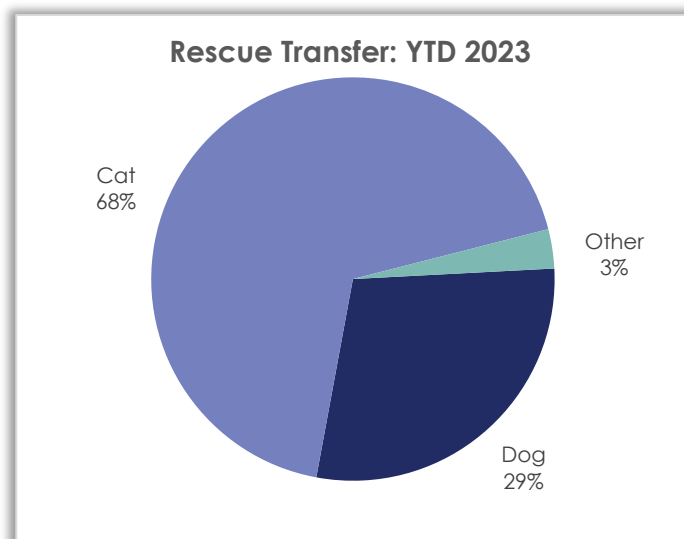
Rescue Transfer by Species – Month/Year Comparison

Species	Apr. 2023	Apr. 2022	Apr. 2021
Dog	19	6	6
Cat	42	4	4
Domestic Rabbit	2	0	0
Rat	0	2	0
Total	63	12	10



Rescue Transfer by Species – YTD/Year Comparison

Species	YTD 2023	YTD 2022	YTD 2021
Dog	73	40	26
Cat	173	30	27
Other	8	5	14
Total	254	75	67

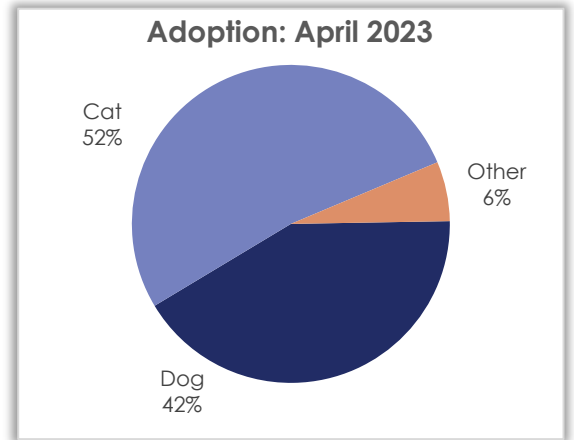


Monthly Operations Report – April 2023

Adoption

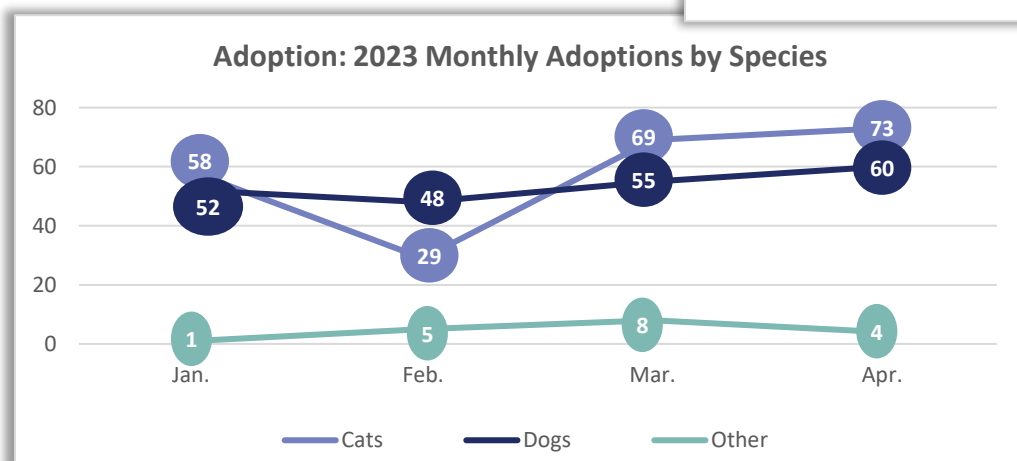
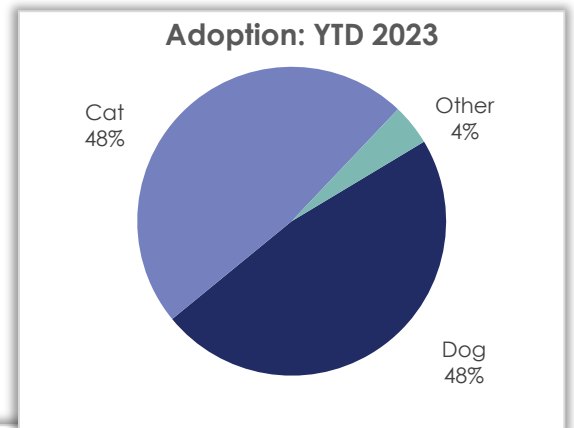
Adoption by Species – Month/Year Comparison

Species	Apr. 2023	Apr. 2022	Apr. 2021
Dog	60	65	46
Cat	73	71	113
Lizard	1	0	0
Guinea Pig	2	3	0
Chicken	1	3	2
Domestic Rabbit	0	1	5
Rat	0	3	0
Total	137	146	166



Adoption by Species – YTD/Year Comparison

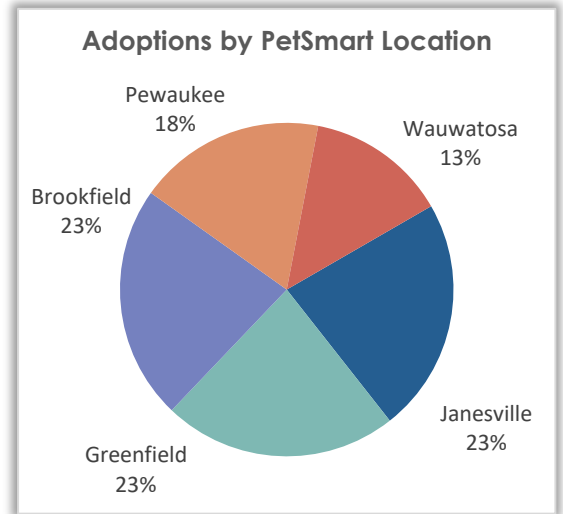
Species	YTD 2023	YTD 2022	YTD 2021
Dog	215	237	185
Cat	229	291	389
Other	18	46	68
Total	462	574	642



Monthly Operations Report – April 2023

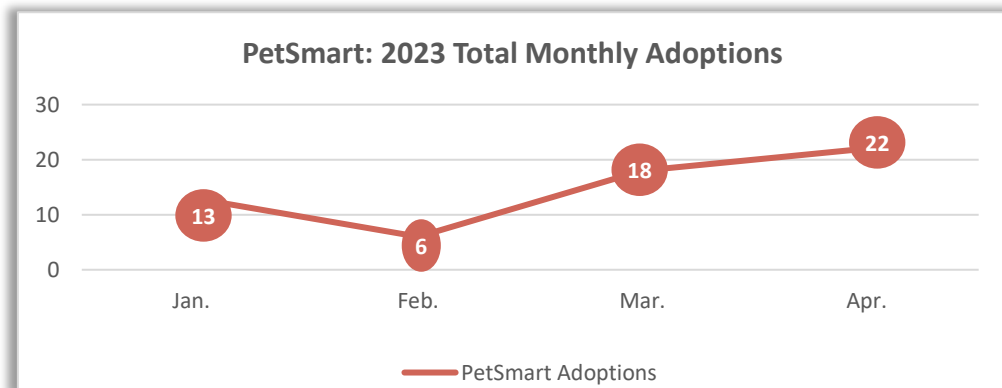
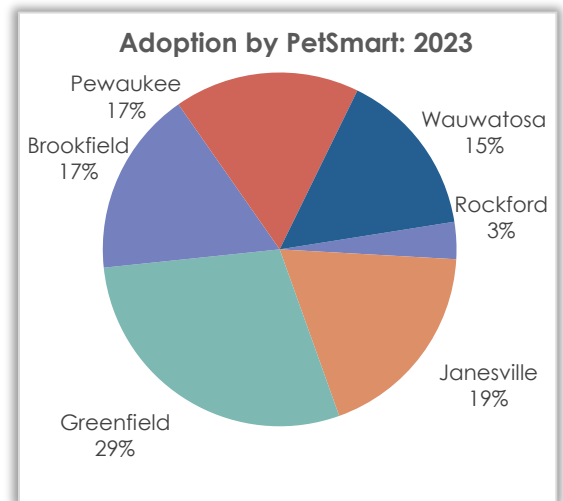
Off-site Adoptions by PetSmart Location – Month/Year Comparison

PetSmart Location	Apr. 2023	Apr. 2022	Apr. 2021
Machesney Park	0	2	7
Rockford	0	0	0
Janesville	5	3	13
Greenfield	5	7	10
Brookfield	5	4	11
Pewaukee	4	0	4
Wauwatosa	3	6	-
Total	22	22	45



Off-site Adoptions by PetSmart Location – YTD/Year Comparison

PetSmart Location	YTD 2023	YTD 2022	YTD 2021
Machesney Park	0	9	11
Rockford	2	0	0
Janesville	11	21	39
Greenfield	17	28	29
Brookfield	10	13	41
Pewaukee	10	1	10
Wauwatosa	9	19	-
Total	59	91	130

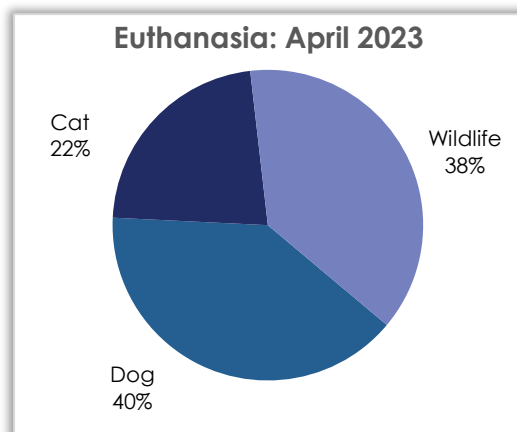


Monthly Operations Report – April 2023

Euthanasia

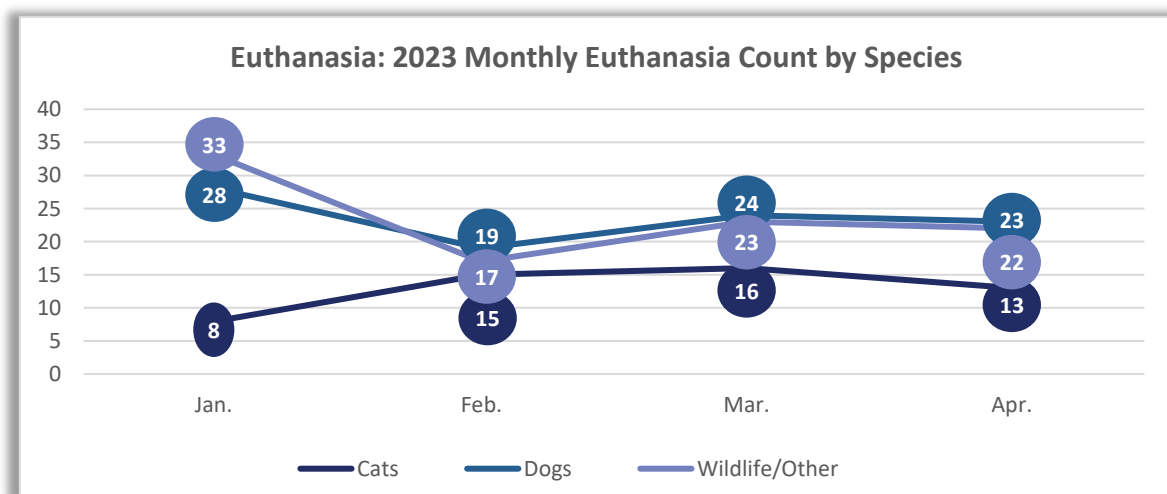
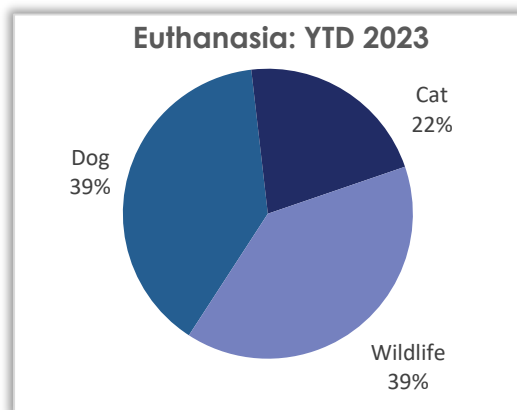
Euthanasia by Species – Month/Year Comparison

Species	Apr. 2023	Apr. 2022	Apr. 2021
Dog	23	13	16
Cat	13	7	30
Other	0	0	0
Wildlife	22	44	14
Total	58	64	60



Euthanasia by Species – YTD/Year Comparison

Species	YTD 2023	YTD 2022	YTD 2021
Dog	94	61	54
Cat	52	35	62
Other	0	1	1
Wildlife	95	116	56
Total	241	213	173



Monthly Operations Report – April 2023

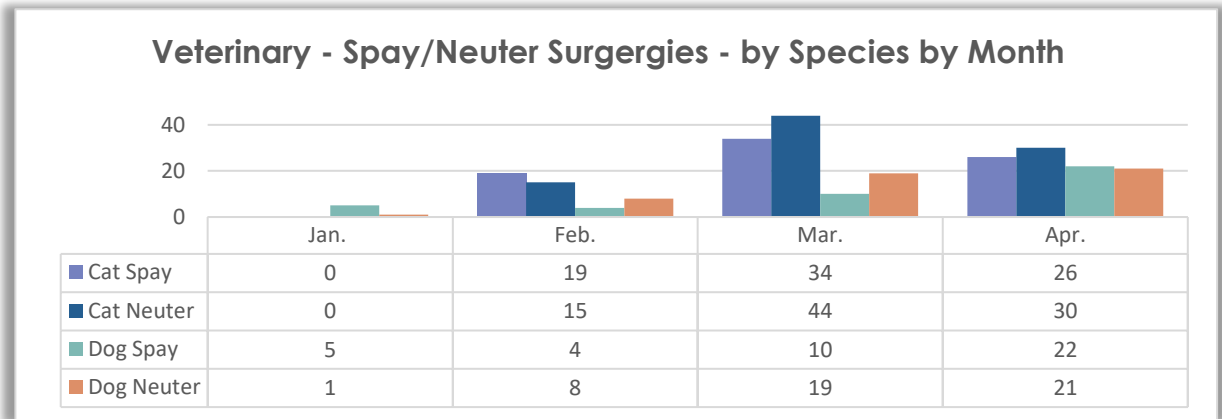
Veterinary Operations – April 2023

Spay/Neuter Surgeries – April Totals

	Dog	Cat	
Spay	22	26	48
Neuter	21	30	51
Total	43	56	99

Spay/Neuter Surgeries – YTD Totals

	Dog	Cat	
Spay	41	79	120
Neuter	49	89	138
Total	90	168	258



Veterinary – Other Procedures - 2023 by Month

Procedure	Jan	Feb	Mar	Apr	
Entropion	0	0	0	0	0
Repair Incision	0	0	0	0	0
Repair Umbilical Hernia	0	0	0	0	0
C-Section	0	0	0	0	0
Remove Growth	1	0	0	0	1
Treat/Close Wound	0	0	0	1	1
Ear Resection	0	0	0	0	0
Enucleation	0	0	0	0	0
Repair Cherry Eye	0	0	0	0	0
Tail Amputation	1	1	0	1	3
Leg Amputation	0	0	0	0	0
FHO	0	0	0	0	0
Remove Ovarian Tissue	0	0	0	0	0
Repair Prolapsed Uterus	0	0	0	0	0
Cystotomy	0	0	1	0	1
Ear Flap Amputation	0	0	0	0	0
	2	1	1	2	6

