

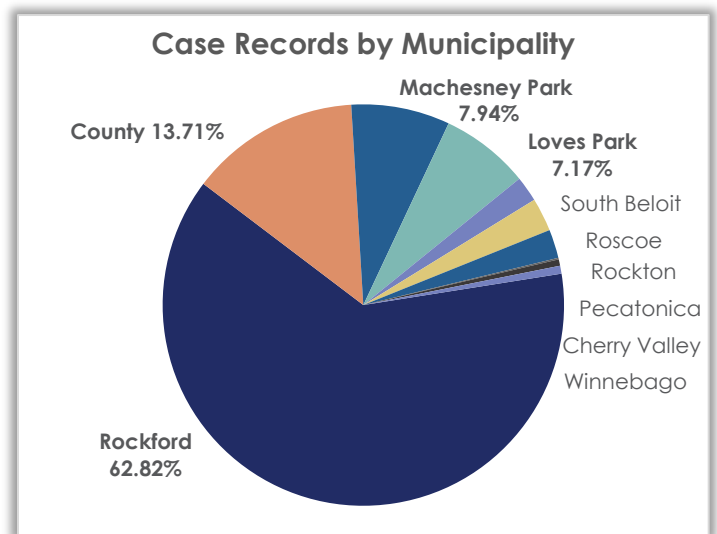
## Monthly Operations Report – May 2023

### Field Services Case Records – May 2023

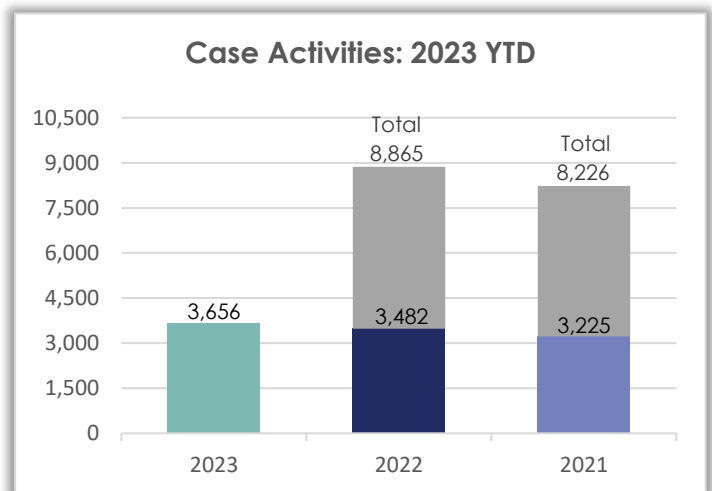
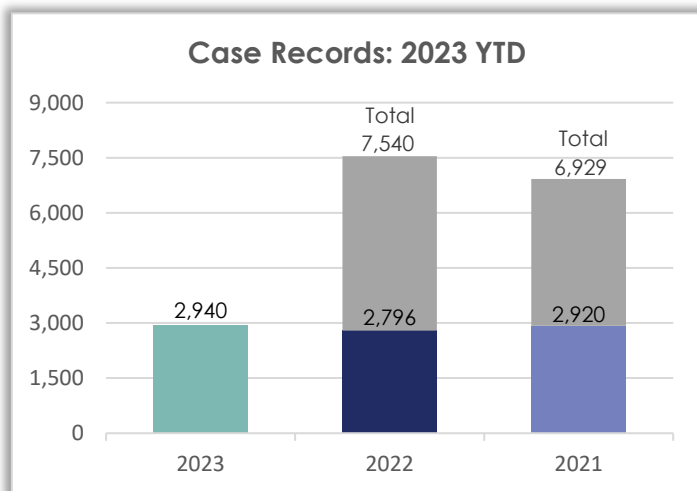
**PLEASE NOTE:** WCAS transitioned to a new data management system at the beginning of April 2021. Due to this transition, the way in which field services-related incidents are tallied has changed. Beginning April of 2021, these totals reflect one case record per call/reported incident. (A case record is comprised of all activities completed by staff in relation to an incident.) Previously, the totals presented in this portion of the report were a tally of all individual activities that had been completed.

#### Case Records by Municipality – Month/Year Comparison

Municipality	May 2023	May 2022	May 2021
Rockford	490	473	404
County	107	45	58
Machesney Park	62	26	39
Loves Park	56	36	32
Rockton	16	15	2
Roscoe	21	16	14
South Beloit	18	29	13
Durand	0	2	0
Pecatonica	1	6	4
Winnebago	4	6	2
New Milford	0	7	3
Cherry Valley	5	11	7
Boone County	0	0	0
Other	0	0	0
<b>Total</b>	<b>780</b>	<b>672</b>	<b>578</b>



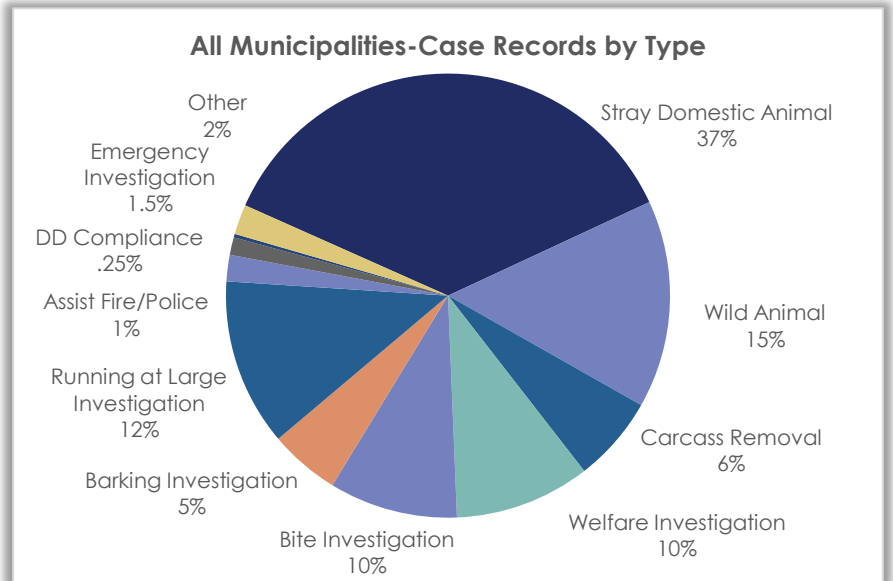
#### All Municipalities – Case Records & Activities: YTD/Year Comparison



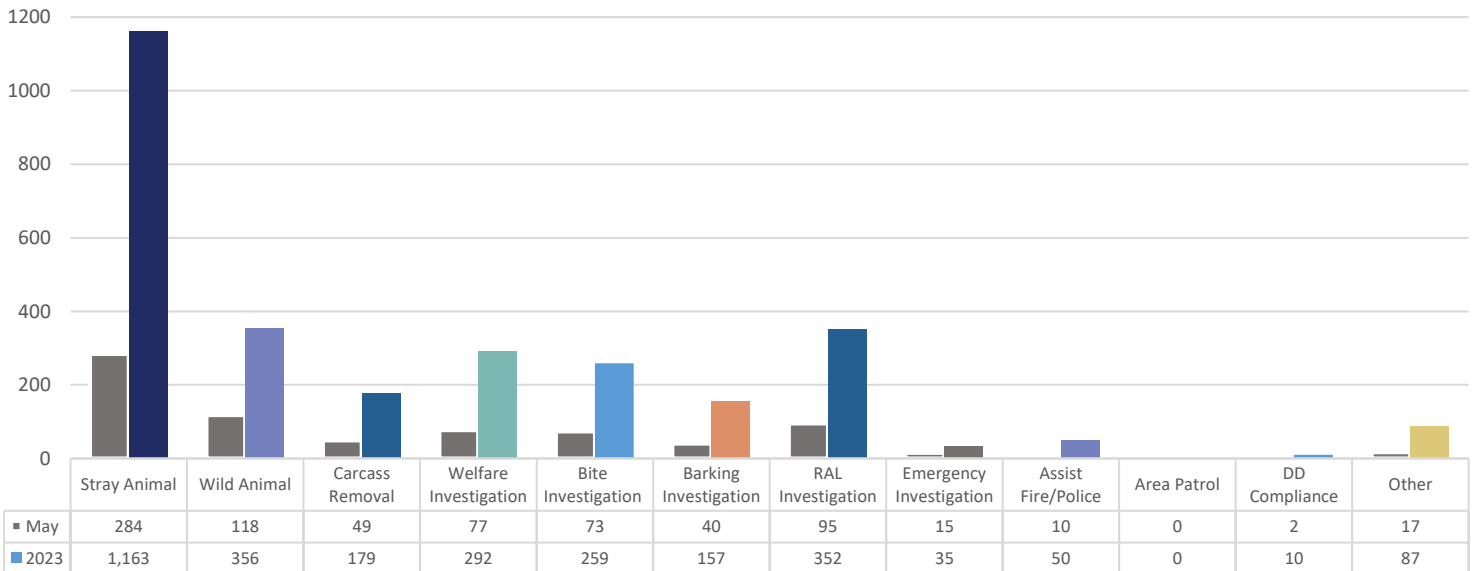
## Monthly Operations Report – May 2023

### Case Records for All Municipalities by Case Record Type

Case Record Types	May 2023
Stray Domestic Animal	284
Wild Animal	118
Carcass Removal	49
Welfare Investigation	77
Bite Investigation	73
Barking Investigation	40
Running at Large Investigation	95
Emergency Investigation	15
Assist Fire/Police Dept.	10
Area Patrol	0
Dangerous Dog Compliance	2
Other	17
	<b>780</b>



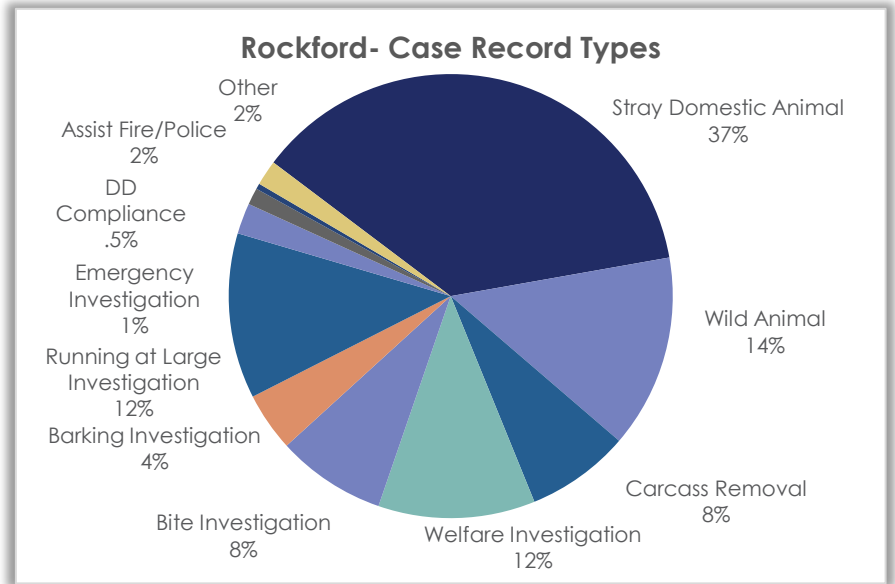
### Case Records by Type: Month/Year Comparison



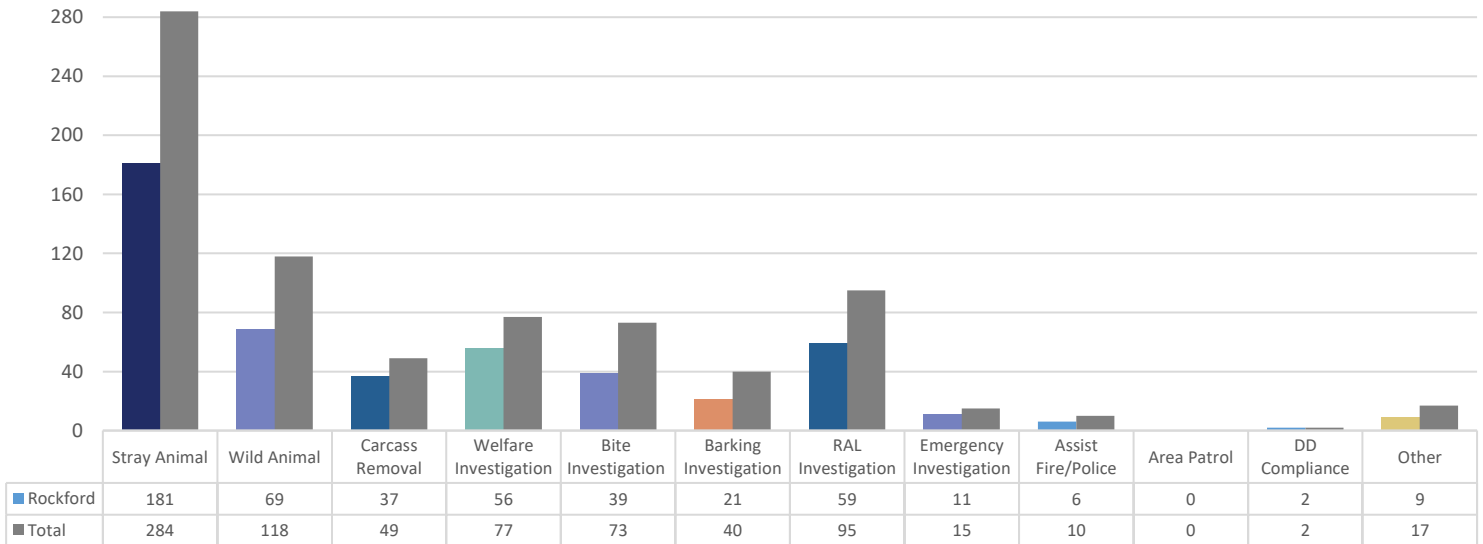
## Monthly Operations Report – May 2023

### Case Records for Rockford by Case Record Type

Case Record Types	May 2023
Stray Domestic Animal	181
Wild Animal	69
Carcass Removal	37
Welfare Investigation	56
Bite Investigation	39
Barking Investigation	21
Running at Large Investigation	59
Emergency Investigation	11
Assist Fire/Police Dept.	6
Area Patrol	0
Dangerous Dog Compliance	2
Other	9
	<b>490</b>



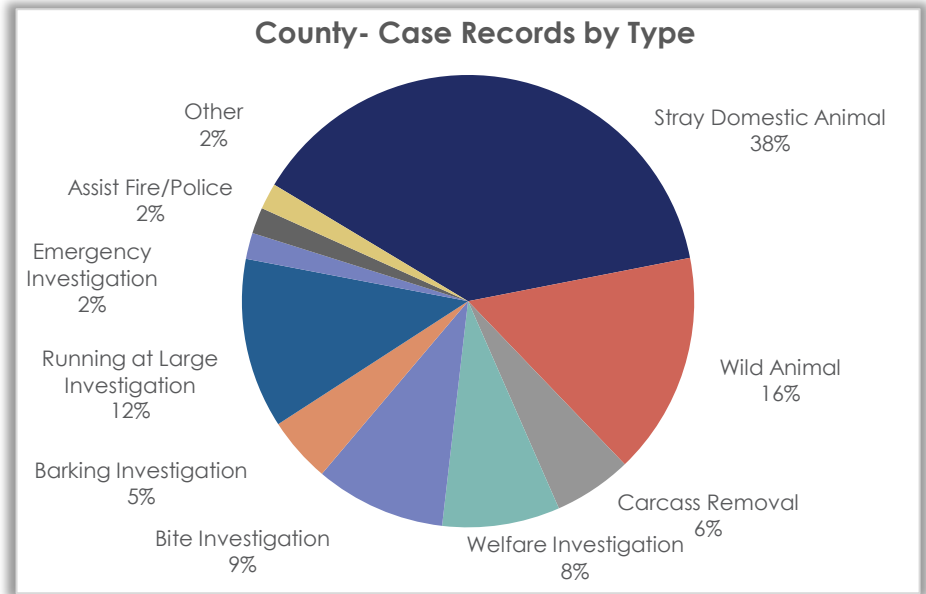
### Case Records by Type: Rockford vs. Total Comparison



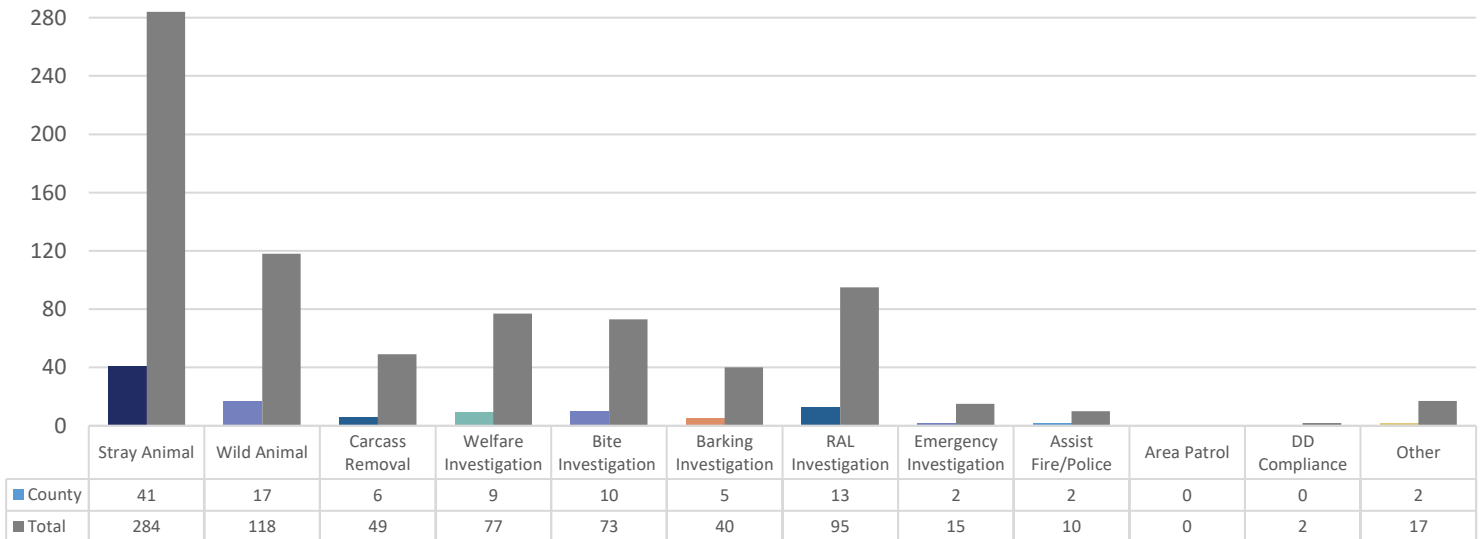
## Monthly Operations Report – May 2023

### Case Records for the County by Case Record Type

Case Record Types	May 2023
Stray Domestic Animal	41
Wild Animal	17
Carcass Removal	6
Welfare Investigation	9
Bite Investigation	10
Barking Investigation	5
Running at Large Investigation	13
Emergency Investigation	2
Assist Fire/Police Dept.	2
Area Patrol	0
Dangerous Dog Compliance	0
Other	2
	<b>107</b>



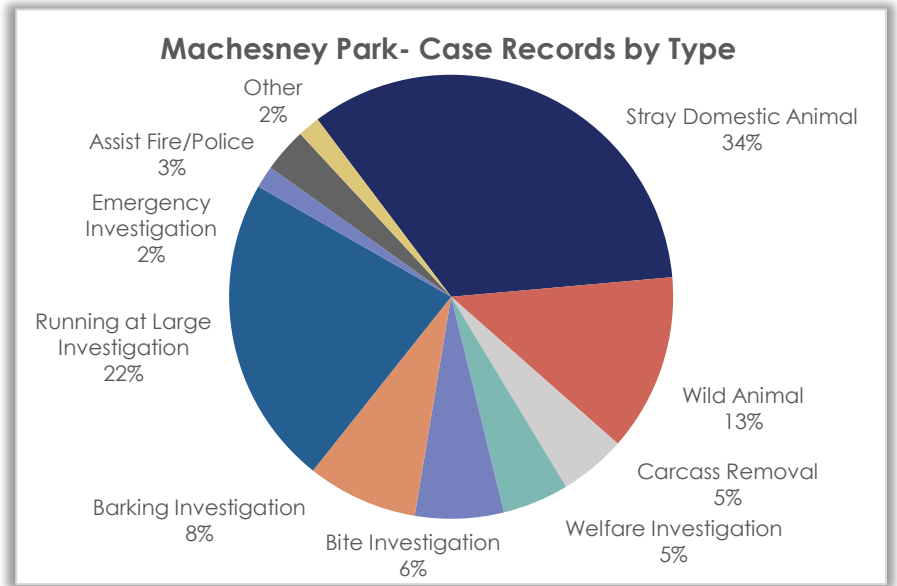
### Case Records by Type: Comparison- County vs. Total



## Monthly Operations Report – May 2023

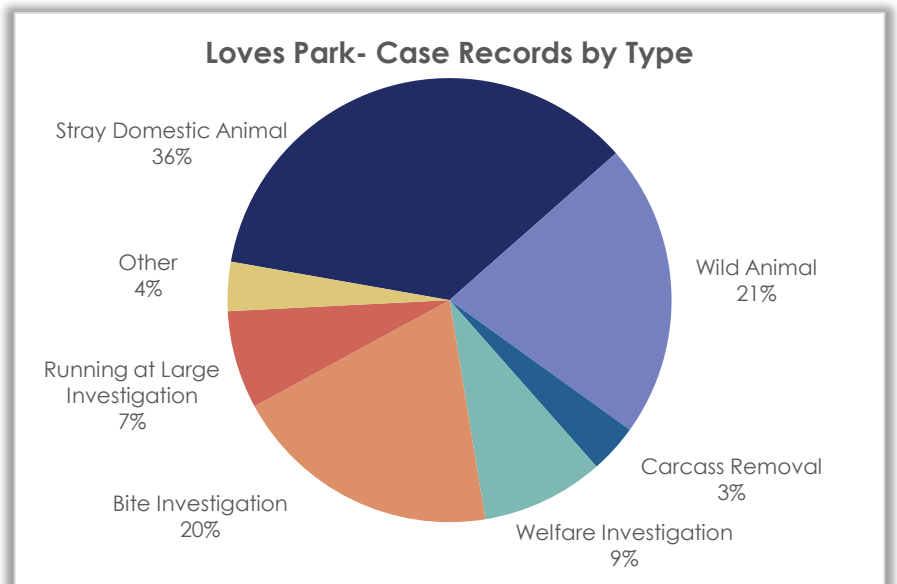
### Case Records for Machesney Park by Case Record Type

Case Record Types	May 2023
Stray Domestic Animal	21
Wild Animal	8
Carcass Removal	3
Welfare Investigation	3
Bite Investigation	4
Barking Investigation	5
Running at Large Investigation	14
Emergency Investigation	1
Assist Fire/Police Dept.	2
Area Patrol	0
DD Compliance	0
Other	1
	<b>62</b>



### Case Records for Loves Park by Case Record Type

Case Record Types	May 2023
Stray Domestic Animal	20
Wild Animal	12
Carcass Removal	2
Welfare Investigation	5
Bite Investigation	11
Barking Investigation	0
Running at Large Investigation	4
Emergency Investigation	0
Assist Fire/Police Dept.	0
Area Patrol	0
DD Compliance	0
Other	2
	<b>56</b>

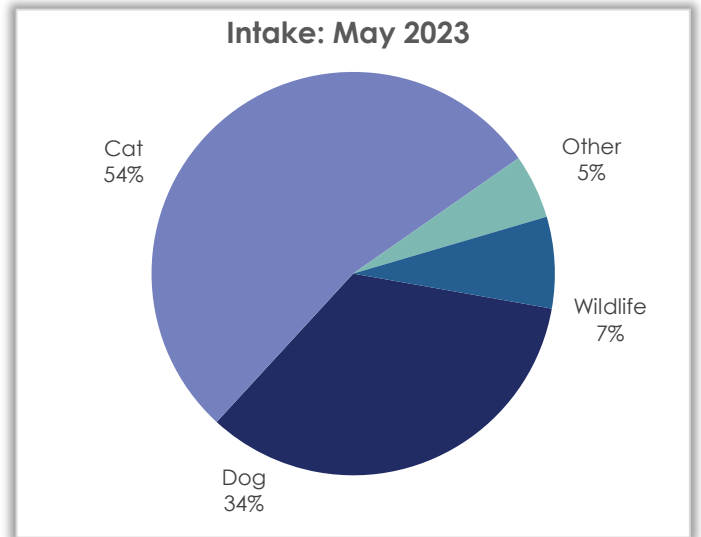


## Monthly Operations Report – May 2023

### Intake Statistics – May 2023

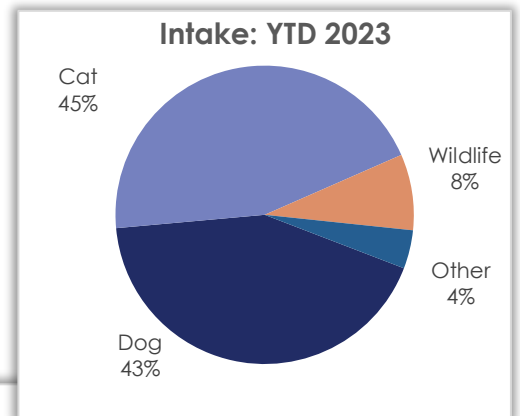
#### Intake by Species – Month/Year Comparison

Species	May 2023	May 2022	May 2021
Dog	172	168	143
Cat	270	270	181
Potbelly Pig	1	0	0
Domestic Rabbit	6	5	13
Domestic Bird	2	0	0
Ferret	1	0	0
Chicken	14	0	0
Guinea Pig	2	1	0
Lizard	0	1	0
Wildlife	37	68	45
<b>Total</b>	<b>505</b>	<b>513</b>	<b>382</b>

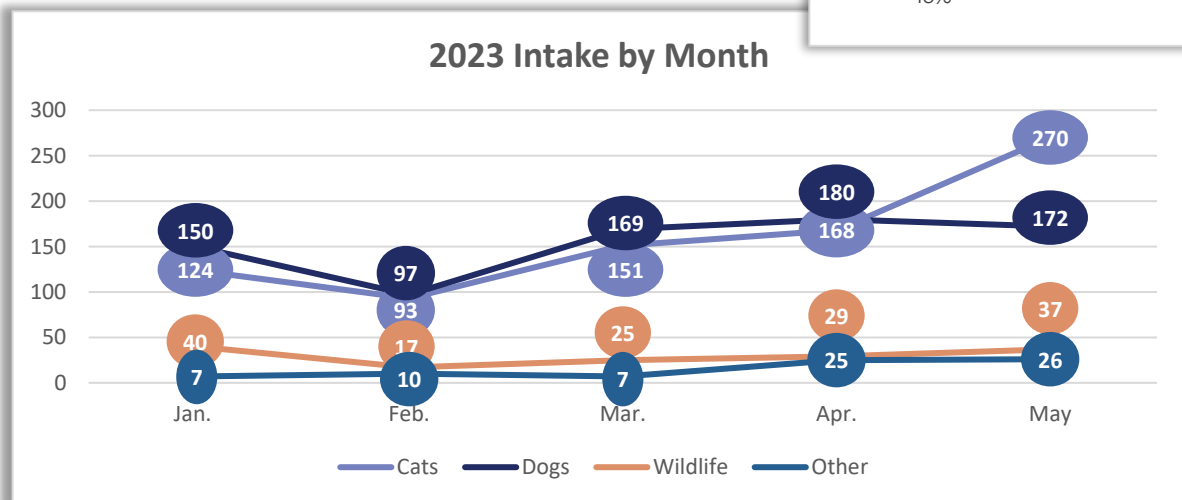


#### Intake by Species – YTD/Year Comparison

Species	YTD 2023	YTD 2022	YTD 2021
Dog	768	761	673
Cat	806	686	789
Wildlife	148	206	119
Other	75	63	104
<b>Total</b>	<b>1,797</b>	<b>1,716</b>	<b>1,685</b>



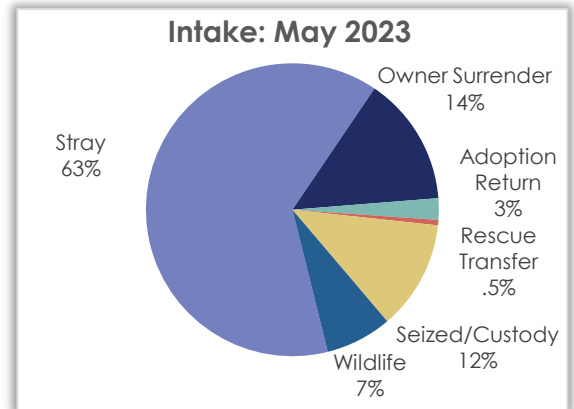
#### 2023 Intake by Month



## Monthly Operations Report – May 2023

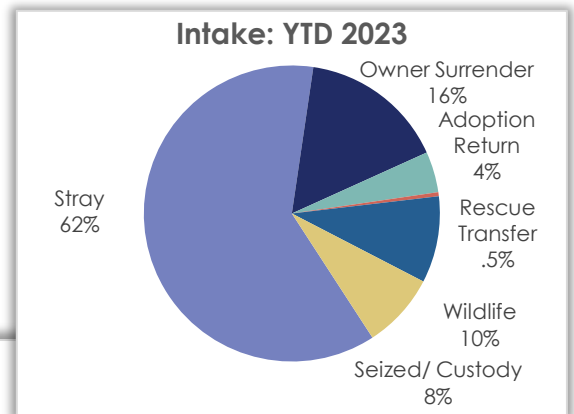
### Intake by Type – Month/Year Comparison

Intake Type	May 2023	May 2022	May 2021
Stray	320	332	228
Owner Surrender	72	48	51
Adoption Return	12	18	7
Rescue Transfer	3	8	22
Seized/Custody	61	39	29
Wildlife	37	68	45
<b>Total</b>	<b>505</b>	<b>513</b>	<b>382</b>

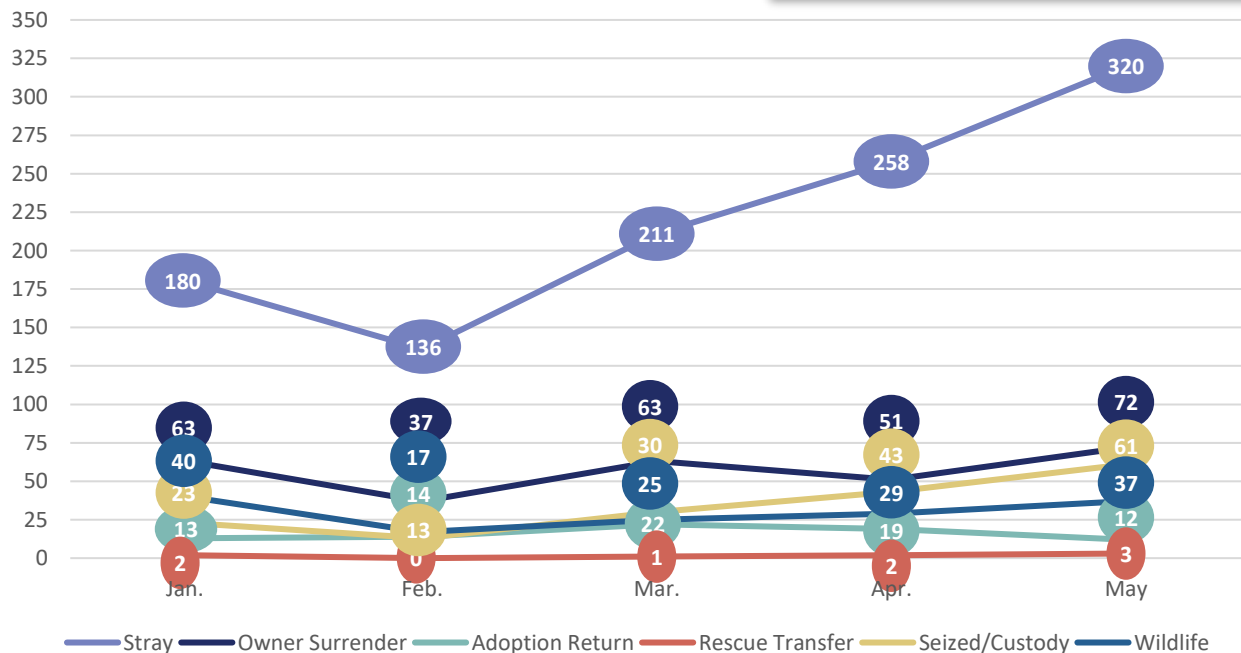


### Intake by Type – YTD/Year Comparison

Intake Type	YTD 2023	YTD 2022	YTD 2021
Stray	1,105	987	1,006
Owner Surrender	286	272	370
Adoption Return	80	97	69
Rescue Transfer	8	17	52
Seized/Custody	170	137	123
Wildlife	148	206	65
<b>Total</b>	<b>1,797</b>	<b>1,716</b>	<b>1,685</b>



### 2023 Intake Type by Month



## Monthly Operations Report – May 2023

### Stray Intake

#### Stray Intake by Species – Month/Year Comparison

Species	May 2023	May 2022	May 2021
Dog	111	107	81
Cat	203	219	137
Other/Wildlife	6	7	10
<b>Total</b>	<b>320</b>	<b>333</b>	<b>228</b>

### Owner Surrender

#### Owner Surrender by Species – Month/Year Comparison

Species	May 2023	May 2022	May 2021
Dog	29	19	32
Cat	38	28	16
Other	5	1	3
<b>Total</b>	<b>72</b>	<b>48</b>	<b>51</b>

### Adoption Return

#### Adoption Returns by Species – Month/Year Comparison

Species	May 2023	May 2022	May 2021
Dog	5	14	4
Cat	7	4	3
Other	0	0	0
<b>Total</b>	<b>12</b>	<b>18</b>	<b>7</b>

### Seized/Custody

#### Seized/Custody by Species – Month/Year Comparison

Species	May 2023	May 2022	May 2021
Dog	27	27	26
Cat	19	12	3
Other	15	0	0
<b>Total</b>	<b>61</b>	<b>39</b>	<b>29</b>





## Monthly Operations Report – May 2023

### Outcome Statistics – May 2023

#### Return to Owner

##### Return to Owner by Species – Month/Year Comparison

Species	May 2023	May 2022	May 2021
Dog	71	74	54
Cat	7	3	4
Other	0	0	0
<b>Total</b>	<b>78</b>	<b>77</b>	<b>58</b>

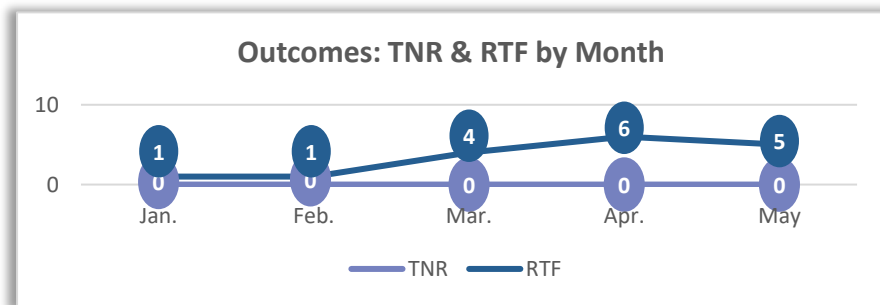
##### Return to Owner by Species – YTD/Year Comparison

Species	YTD 2023	YTD 2022	YTD 2021
Dog	284	305	277
Cat	29	26	17
Other	15	0	0
<b>Total</b>	<b>328</b>	<b>331</b>	<b>294</b>

#### TNR and RTF

##### Trap-Neuter-Return and Return-to-Field Outcomes by Month

	Jan.	Feb.	Mar.	Apr.	May	
<b>TNR</b>	0	0	0	0	0	0
<b>RTF</b>	1	1	4	6	5	17
	<b>1</b>	<b>1</b>	<b>4</b>	<b>6</b>	<b>5</b>	



#### Wildlife

##### Wildlife Rehabilitation Month/Year and Year Comparisons

###### May 2023

May 2023	May 2022	May 2021
11	28	25

###### YTD 2023

YTD 2023	YTD 2022	YTD 2021
20	44	40

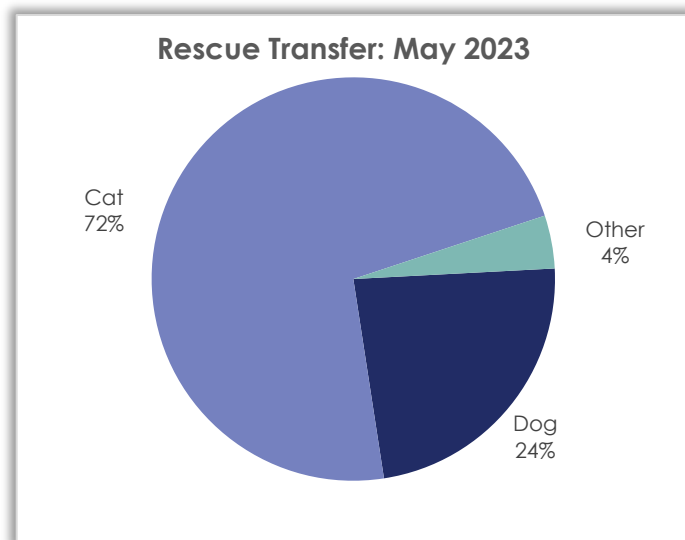


## Monthly Operations Report – May 2023

### Rescue Transfer

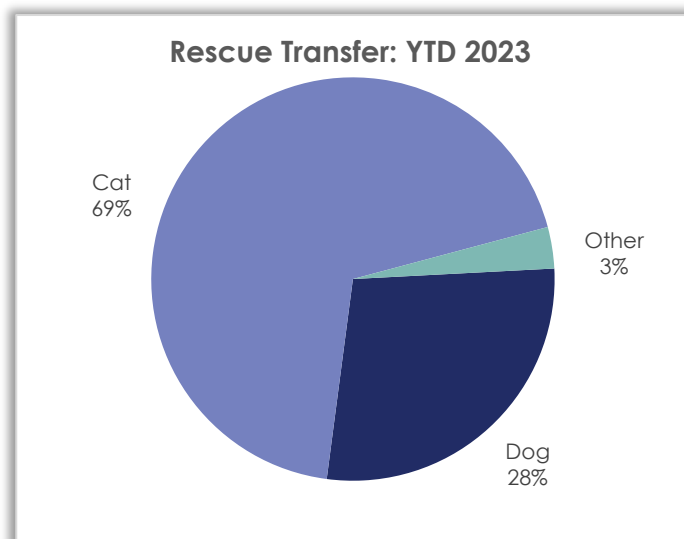
#### Rescue Transfer by Species – Month/Year Comparison

Species	May 2023	May 2022	May 2021
Dog	11	5	4
Cat	34	24	8
Domestic Rabbit	1	0	0
Livestock	1	0	0
<b>Total</b>	<b>47</b>	<b>29</b>	<b>12</b>



#### Rescue Transfer by Species – YTD/Year Comparison

Species	YTD 2023	YTD 2022	YTD 2021
Dog	84	45	30
Cat	207	54	35
Other	10	5	14
<b>Total</b>	<b>301</b>	<b>104</b>	<b>79</b>

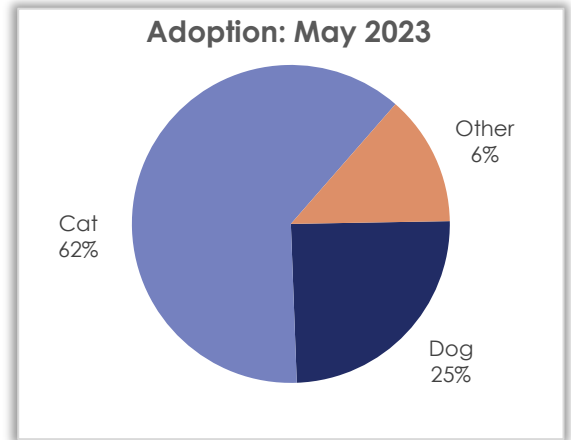


## Monthly Operations Report – May 2023

### Adoption

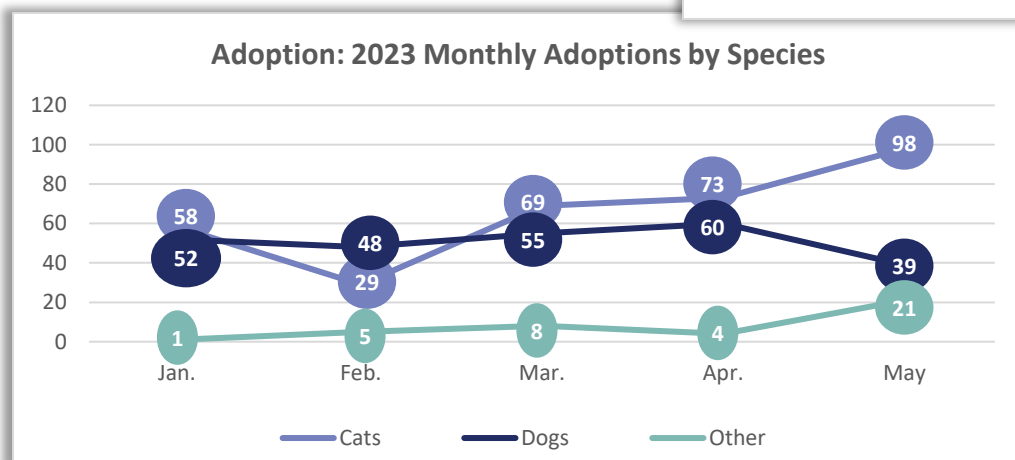
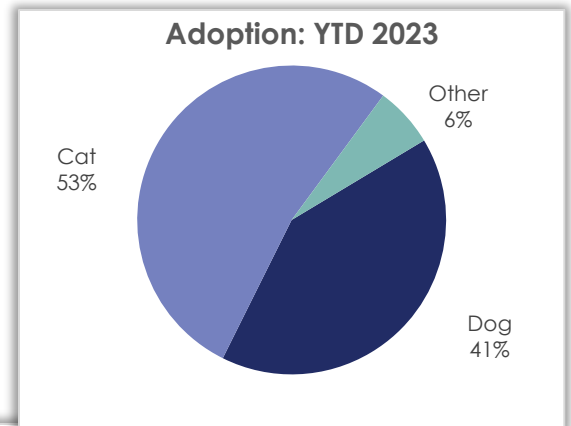
#### Adoption by Species – Month/Year Comparison

Species	May 2023	May 2022	May 2021
Dog	39	81	51
Cat	98	118	108
Ferret	1	0	0
Domestic Bird	1	0	0
Chicken	12	0	0
Potbelly Pig	1	0	0
Domestic Rabbit	6	3	3
Guinea Pig	0	3	4
Rat	0	1	0
Lizard	0	1	0
<b>Total</b>	<b>158</b>	<b>207</b>	<b>166</b>



#### Adoption by Species – YTD/Year Comparison

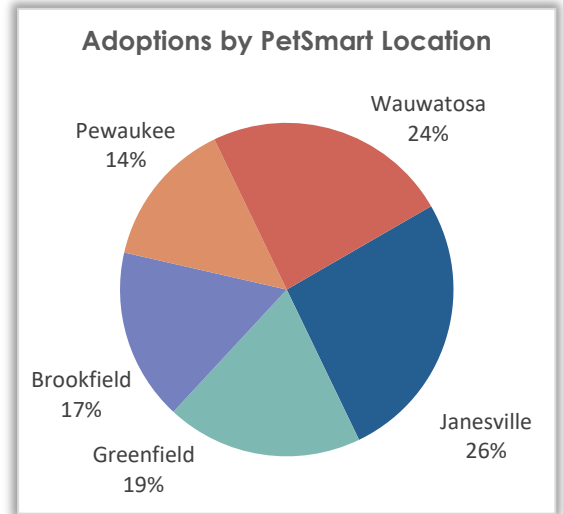
Species	YTD 2023	YTD 2022	YTD 2021
Dog	254	318	236
Cat	327	409	497
Other	39	54	75
<b>Total</b>	<b>620</b>	<b>781</b>	<b>808</b>



## Monthly Operations Report – May 2023

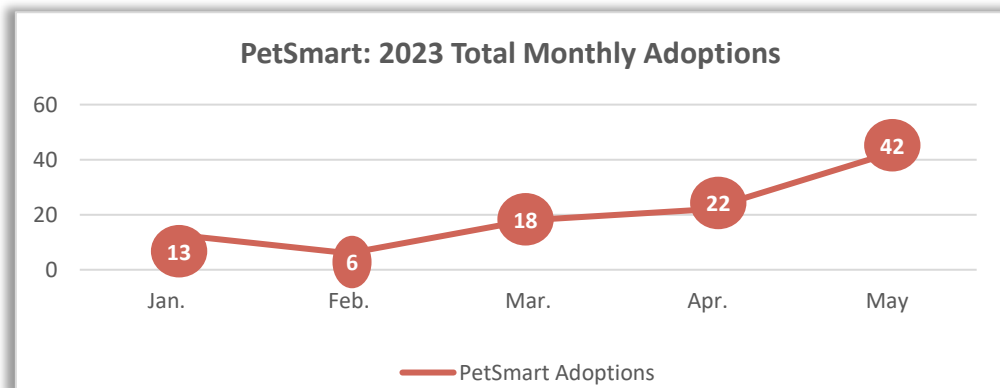
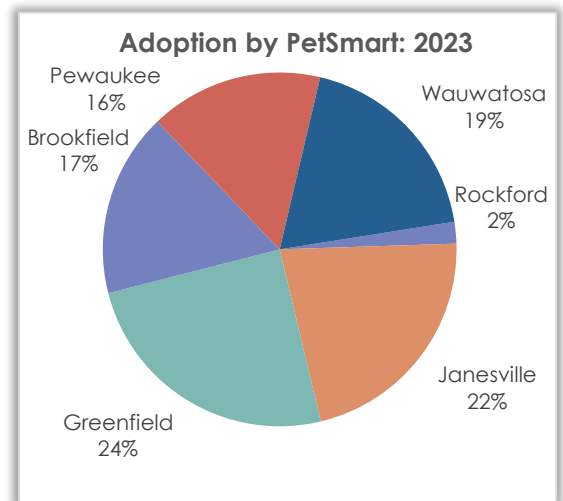
### Off-site Adoptions by PetSmart Location – Month/Year Comparison

PetSmart Location	May 2023	May 2022	May 2021
Machesney Park	0	0	3
Rockford	0	0	0
Janesville	11	16	14
Greenfield	8	14	13
Brookfield	7	11	9
Pewaukee	6	0	0
Wauwatosa	10	11	-
<b>Total</b>	<b>42</b>	<b>52</b>	<b>39</b>



### Off-site Adoptions by PetSmart Location – YTD/Year Comparison

PetSmart Location	YTD 2023	YTD 2022	YTD 2021
Machesney Park	0	9	14
Rockford	2	0	0
Janesville	22	37	53
Greenfield	25	42	42
Brookfield	17	24	50
Pewaukee	16	1	10
Wauwatosa	19	30	-
<b>Total</b>	<b>101</b>	<b>143</b>	<b>169</b>

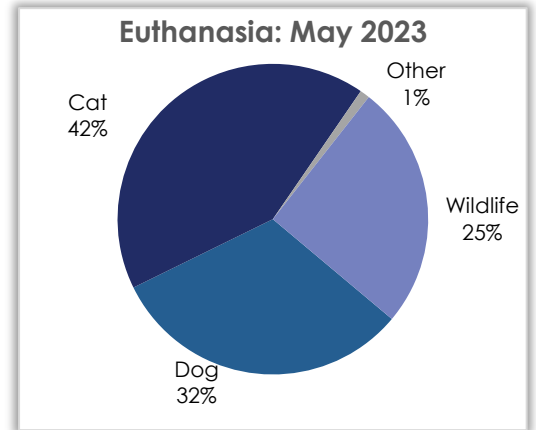


## Monthly Operations Report – May 2023

### Euthanasia

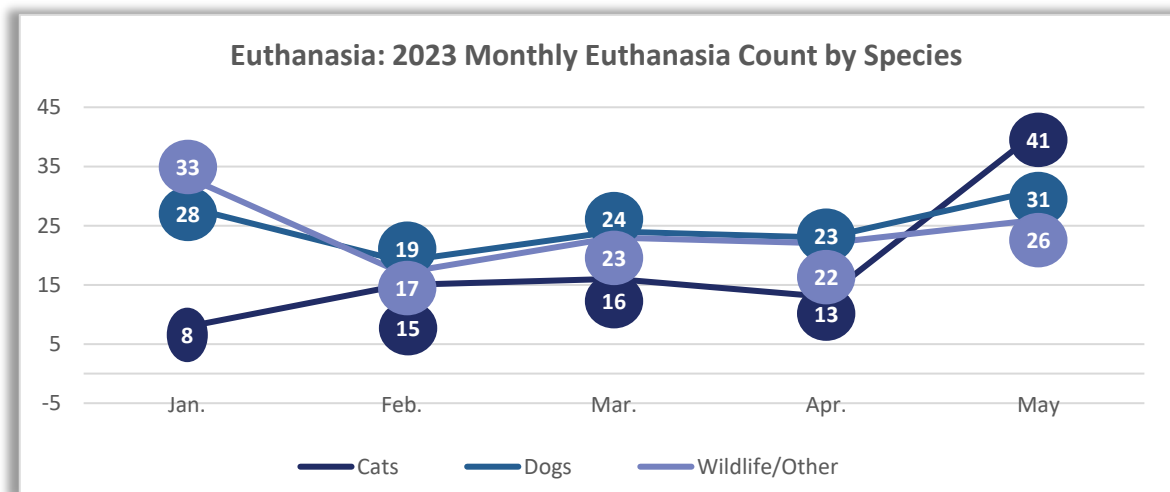
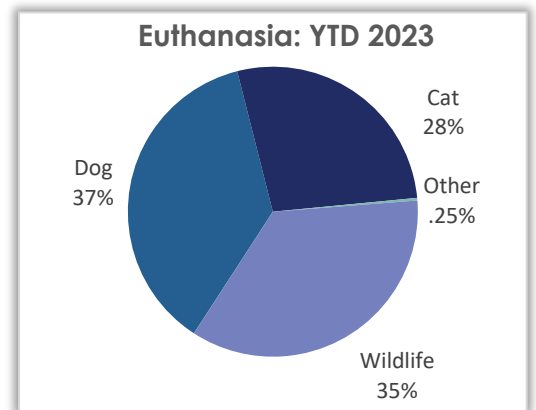
#### Euthanasia by Species – Month/Year Comparison

Species	May 2023	May 2022	May 2021
Dog	31	20	13
Cat	41	26	18
Other	1	1	0
Wildlife	25	36	22
<b>Total</b>	<b>98</b>	<b>83</b>	<b>53</b>



#### Euthanasia by Species – YTD/Year Comparison

Species	YTD 2023	YTD 2022	YTD 2021
Dog	125	81	67
Cat	93	61	80
Other	1	2	1
Wildlife	120	152	78
<b>Total</b>	<b>339</b>	<b>296</b>	<b>226</b>



## Monthly Operations Report – May 2023

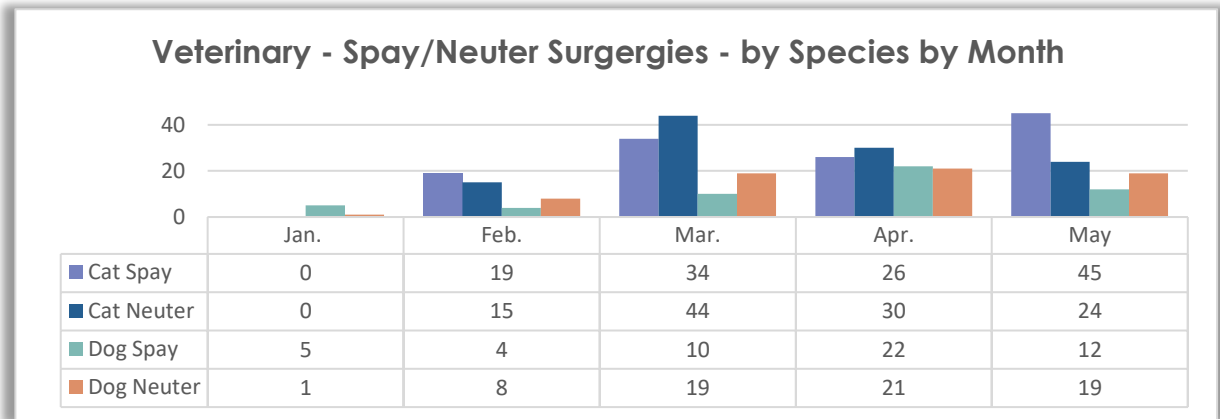
### Veterinary Operations – May 2023

#### Spay/Neuter Surgeries – May Totals

	Dog	Cat	
Spay	12	45	<b>57</b>
Neuter	19	24	<b>43</b>
<b>Total</b>	<b>31</b>	<b>69</b>	<b>100</b>

#### Spay/Neuter Surgeries – YTD Totals

	Dog	Cat	
Spay	53	124	<b>177</b>
Neuter	68	113	<b>181</b>
<b>Total</b>	<b>121</b>	<b>237</b>	<b>358</b>



#### Veterinary – Other Procedures - 2023 by Month

Procedure	Jan	Feb	Mar	Apr	May	
Entropion	0	0	0	0	0	<b>0</b>
Repair Incision	0	0	0	0	1	<b>1</b>
Repair Umbilical Hernia	0	0	0	0	2	<b>2</b>
C-Section	0	0	0	0	0	<b>0</b>
Remove Growth	1	0	0	0	1	<b>2</b>
Treat/Close Wound	0	0	0	1	0	<b>1</b>
Ear Resection	0	0	0	0	0	<b>0</b>
Enucleation	0	0	0	0	0	<b>0</b>
Repair Cherry Eye	0	0	0	0	0	<b>0</b>
Tail Amputation	1	1	0	1	2	<b>5</b>
Leg Amputation	0	0	0	0	0	<b>0</b>
FHO	0	0	0	0	0	<b>0</b>
Remove Ovarian Tissue	0	0	0	0	0	<b>0</b>
Repair Prolapsed Uterus	0	0	0	0	0	<b>0</b>
Cystotomy	0	0	1	0	0	<b>1</b>
Ear Flap Amputation	0	0	0	0	0	<b>0</b>
	<b>2</b>	<b>1</b>	<b>1</b>	<b>2</b>	<b>6</b>	<b>12</b>

