

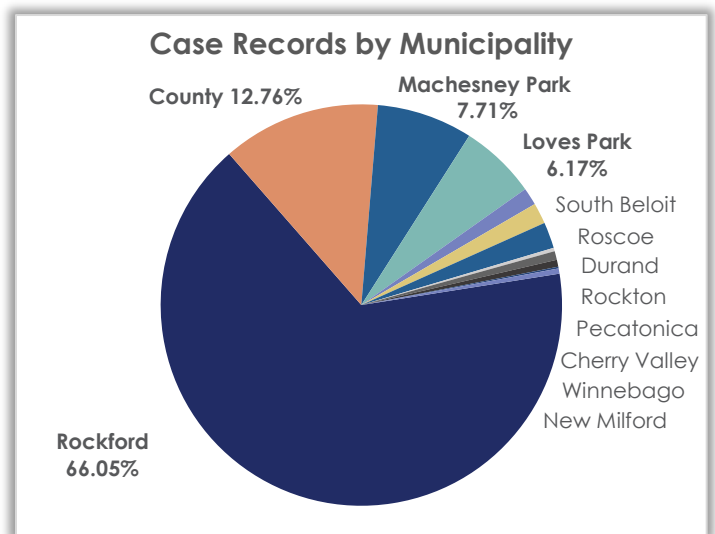
## Monthly Operations Report – June 2023

### Field Services Case Records – June 2023

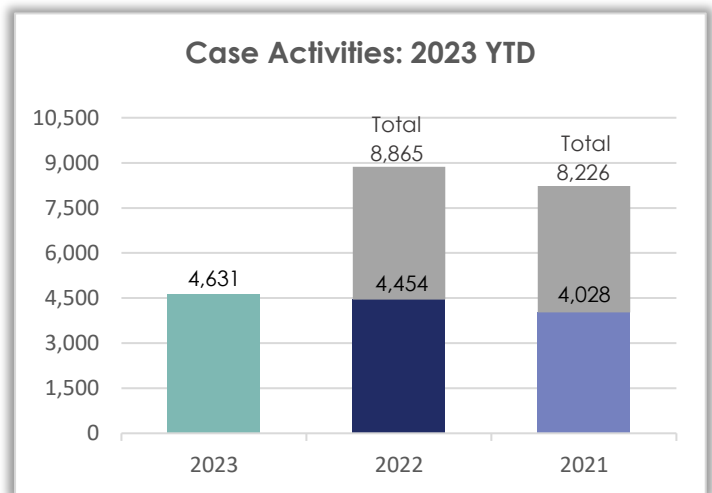
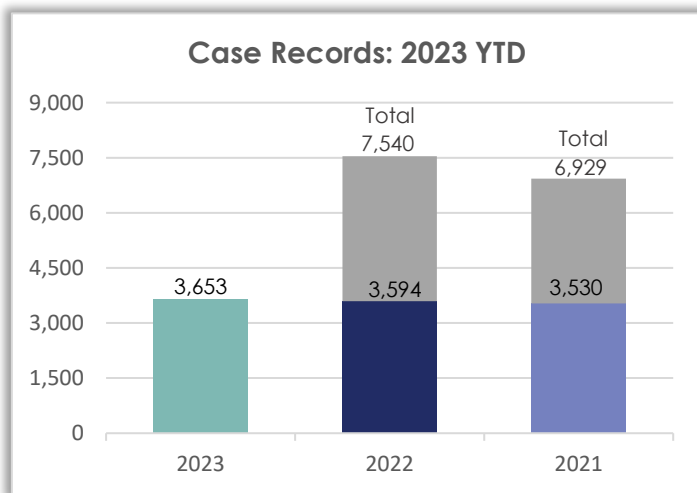
**PLEASE NOTE:** WCAS transitioned to a new data management system at the beginning of April 2021. Due to this transition, the way in which field services-related incidents are tallied has changed. Beginning April of 2021, these totals reflect one case record per call/reported incident. (A case record is comprised of all activities completed by staff in relation to an incident.) Previously, the totals presented in this portion of the report were a tally of all individual activities that had been completed.

#### Case Records by Municipality – Month/Year Comparison

Municipality	June 2023	June 2022	June 2021
Rockford	471	587	406
County	91	43	75
Machesney Park	55	51	34
Loves Park	44	41	39
Rockton	10	13	8
Roscoe	12	20	19
South Beloit	15	26	11
Durand	2	1	2
Pecatonica	5	5	5
Winnebago	4	6	3
New Milford	1	0	2
Cherry Valley	3	3	5
Boone County	0	0	1
Other	0	2	0
<b>Total</b>	<b>713</b>	<b>798</b>	<b>610</b>



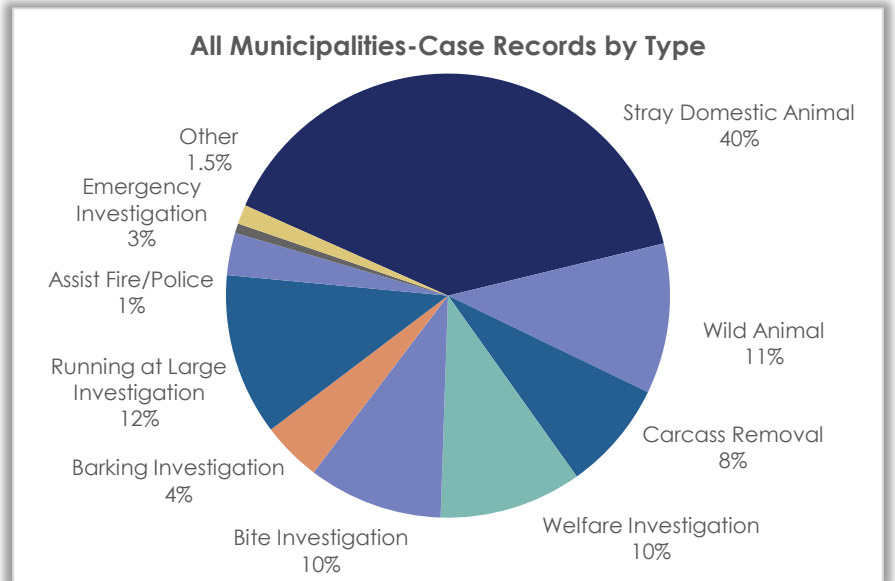
#### All Municipalities – Case Records & Activities: YTD/Year Comparison



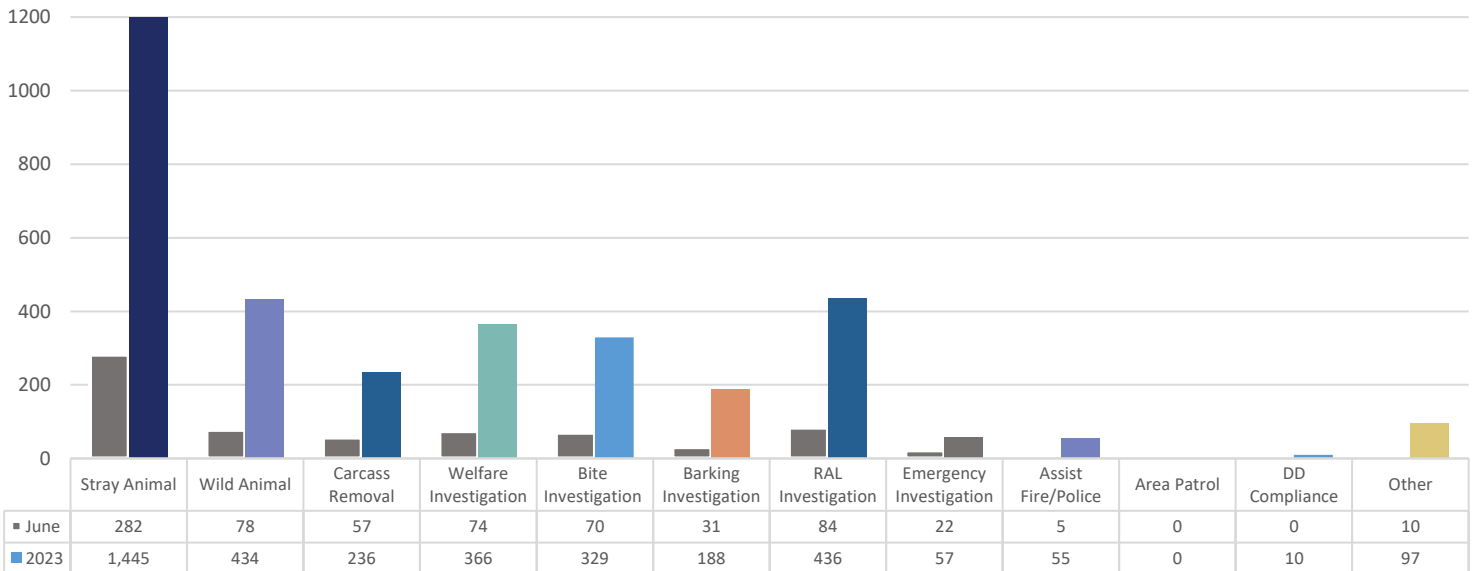
## Monthly Operations Report – June 2023

### Case Records for All Municipalities by Case Record Type

Case Record Types	June 2023
Stray Domestic Animal	282
Wild Animal	78
Carcass Removal	57
Welfare Investigation	74
Bite Investigation	70
Barking Investigation	31
Running at Large Investigation	84
Emergency Investigation	22
Assist Fire/Police Dept.	5
Area Patrol	0
Dangerous Dog Compliance	0
Other	10
	<b>713</b>



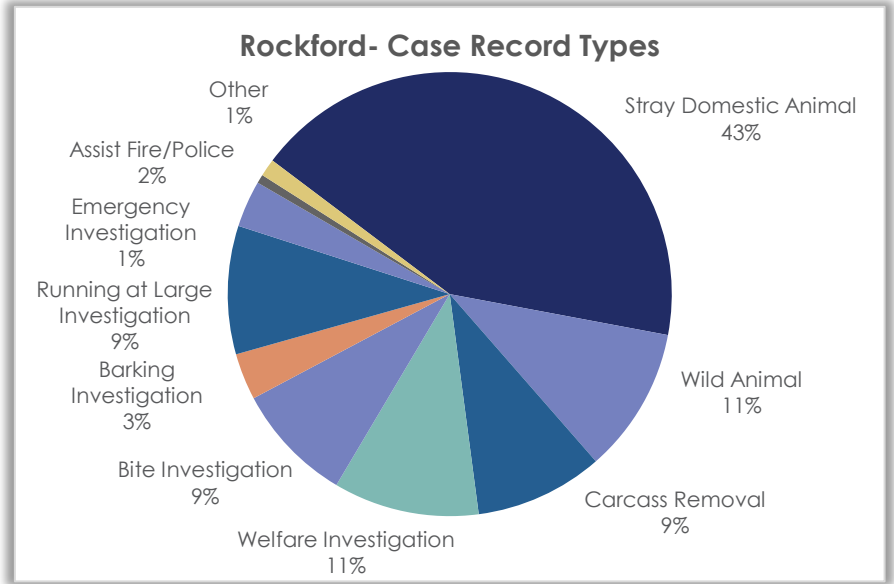
### Case Records by Type: Month/Year Comparison



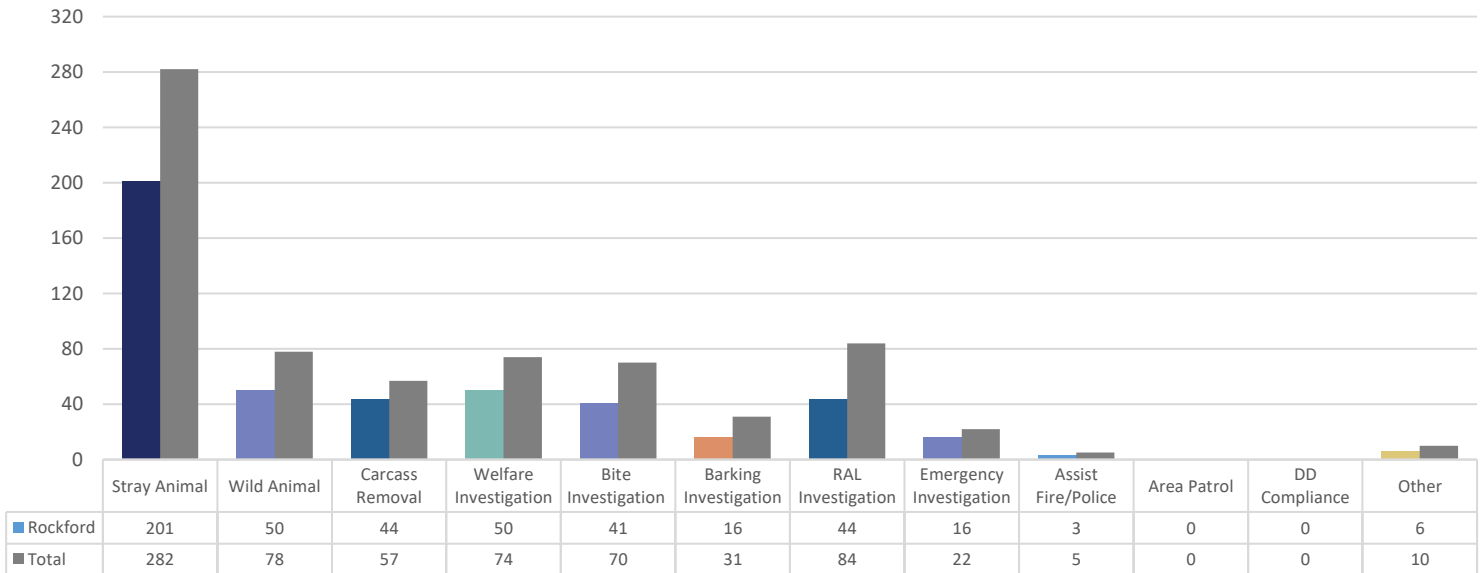
## Monthly Operations Report – June 2023

### Case Records for Rockford by Case Record Type

Case Record Types	June 2023
Stray Domestic Animal	201
Wild Animal	50
Carcass Removal	44
Welfare Investigation	50
Bite Investigation	41
Barking Investigation	16
Running at Large Investigation	44
Emergency Investigation	16
Assist Fire/Police Dept.	3
Area Patrol	0
Dangerous Dog Compliance	0
Other	6
	<b>471</b>



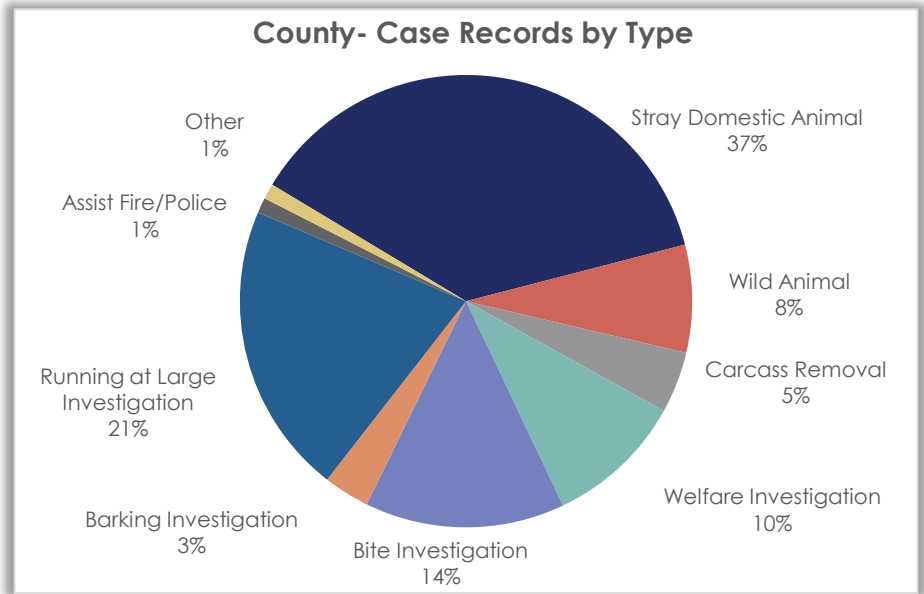
### Case Records by Type: Rockford vs. Total Comparison



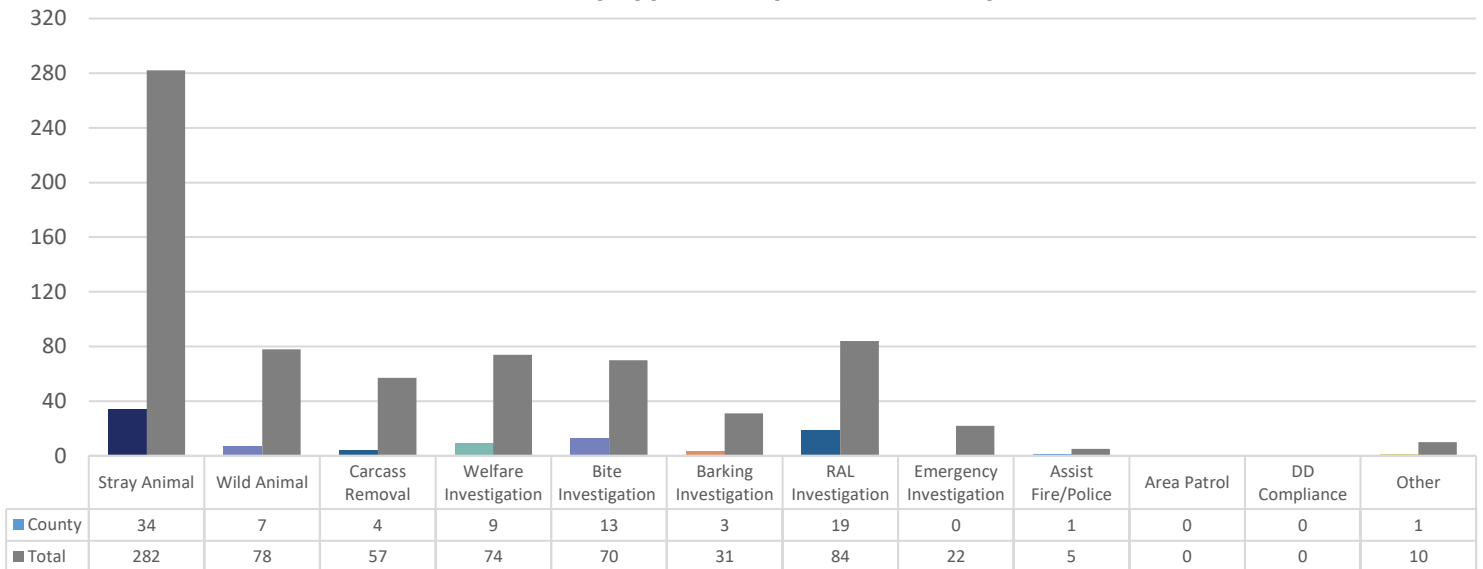
## Monthly Operations Report – June 2023

### Case Records for the County by Case Record Type

Case Record Types	June 2023
Stray Domestic Animal	34
Wild Animal	7
Carcass Removal	4
Welfare Investigation	9
Bite Investigation	13
Barking Investigation	3
Running at Large Investigation	19
Emergency Investigation	0
Assist Fire/Police Dept.	1
Area Patrol	0
Dangerous Dog Compliance	0
Other	1
	<b>91</b>



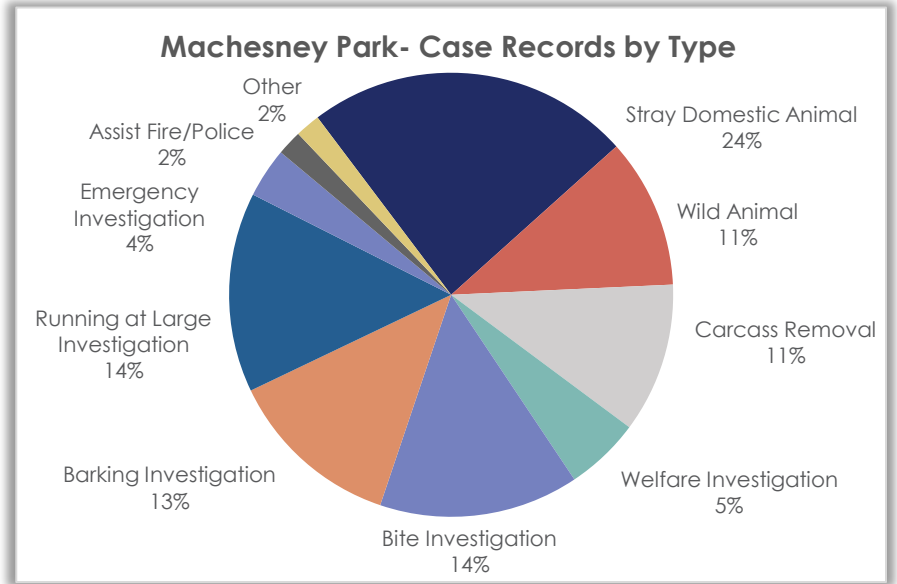
### Case Records by Type: Comparison- County vs. Total



## Monthly Operations Report – June 2023

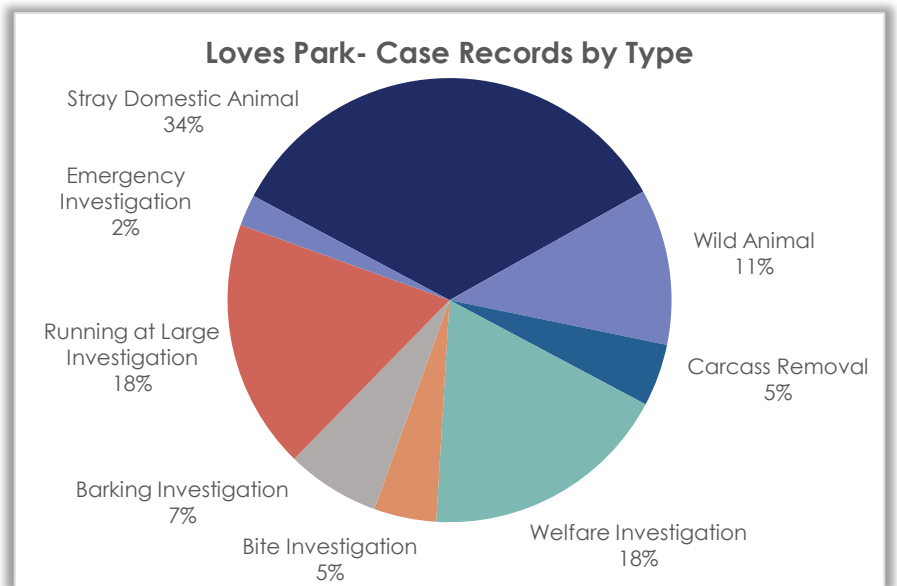
### Case Records for Machesney Park by Case Record Type

Case Record Types	June 2023
Stray Domestic Animal	13
Wild Animal	6
Carcass Removal	6
Welfare Investigation	3
Bite Investigation	8
Barking Investigation	7
Running at Large Investigation	8
Emergency Investigation	2
Assist Fire/Police Dept.	1
Area Patrol	0
DD Compliance	0
Other	1
	<b>55</b>



### Case Records for Loves Park by Case Record Type

Case Record Types	June 2023
Stray Domestic Animal	15
Wild Animal	5
Carcass Removal	2
Welfare Investigation	8
Bite Investigation	2
Barking Investigation	3
Running at Large Investigation	8
Emergency Investigation	1
Assist Fire/Police Dept.	0
Area Patrol	0
DD Compliance	0
Other	0
	<b>44</b>

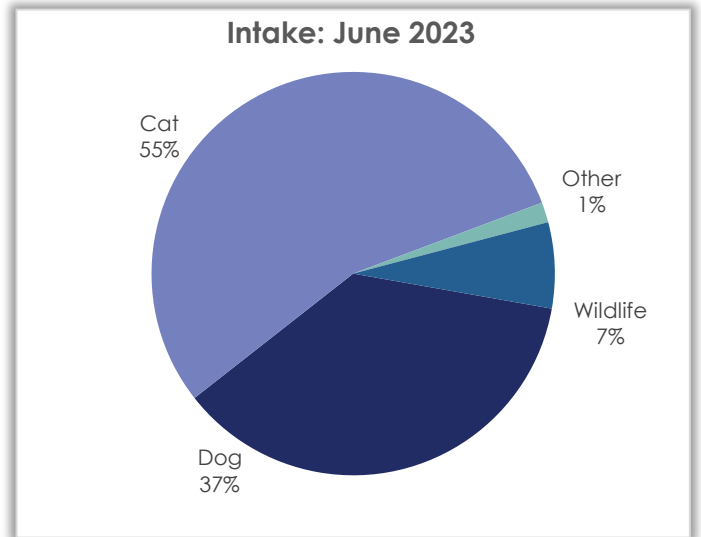


## Monthly Operations Report – June 2023

### Intake Statistics – June 2023

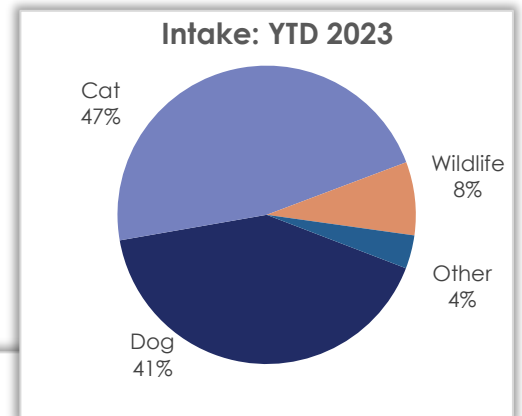
#### Intake by Species – Month/Year Comparison

Species	June 2023	June 2022	June 2021
Dog	181	140	145
Cat	271	315	294
Domestic Rabbit	1	5	3
Rat	3	0	0
Chicken	1	0	1
Guinea Pig	2	6	4
Lizard	1	0	0
Turtle	0	1	0
Wildlife	34	87	49
<b>Total</b>	<b>494</b>	<b>554</b>	<b>496</b>

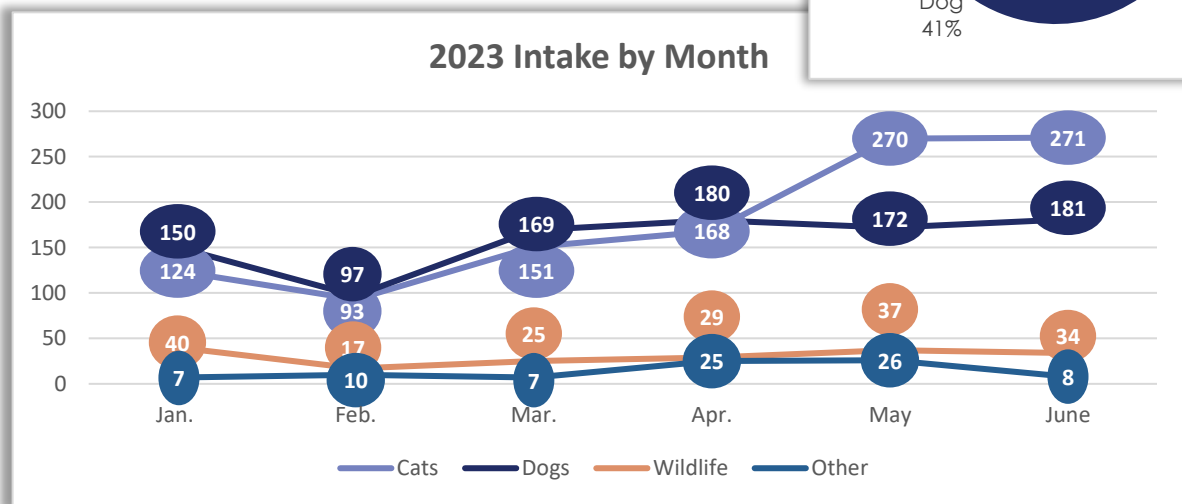


#### Intake by Species – YTD/Year Comparison

Species	YTD 2023	YTD 2022	YTD 2021
Dog	949	901	818
Cat	1,077	1,001	1,083
Wildlife	182	293	168
Other	83	75	112
<b>Total</b>	<b>2,291</b>	<b>2,270</b>	<b>2,181</b>



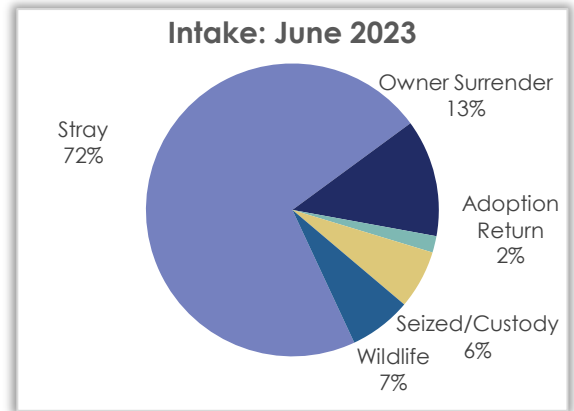
#### 2023 Intake by Month



## Monthly Operations Report – June 2023

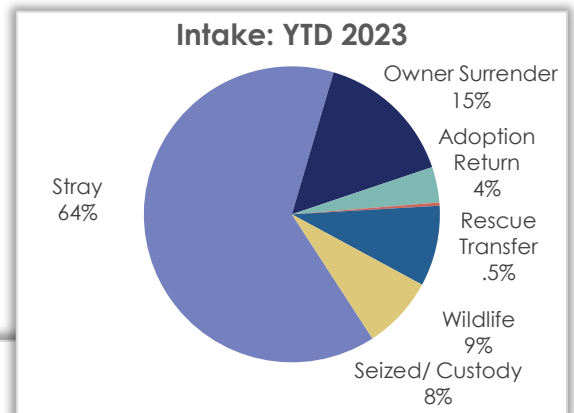
### Intake by Type – Month/Year Comparison

Intake Type	June 2023	June 2022	June 2021
Stray	355	338	263
Owner Surrender	64	60	115
Adoption Return	9	18	18
Rescue Transfer	0	19	12
Seized/Custody	32	32	44
Wildlife	34	87	44
<b>Total</b>	<b>494</b>	<b>554</b>	<b>496</b>

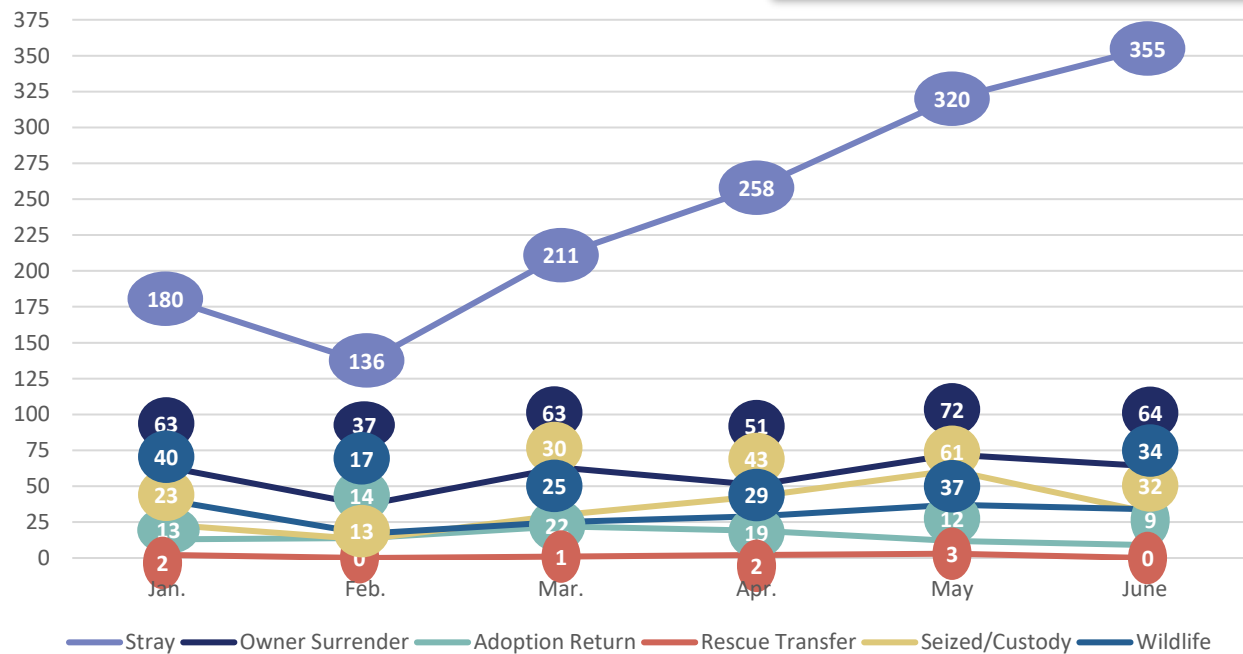


### Intake by Type – YTD/Year Comparison

Intake Type	YTD 2023	YTD 2022	YTD 2021
Stray	1,460	1,325	1,269
Owner Surrender	350	332	485
Adoption Return	89	115	87
Rescue Transfer	8	36	64
Seized/Custody	202	169	167
Wildlife	182	293	109
<b>Total</b>	<b>2,291</b>	<b>2,270</b>	<b>2,181</b>



### 2023 Intake Type by Month



## Monthly Operations Report – June 2023

### Stray Intake

#### Stray Intake by Species – Month/Year Comparison

Species	June 2023	June 2022	June 2021
Dog	128	96	86
Cat	219	241	169
Other/Wildlife	8	1	8
<b>Total</b>	<b>355</b>	<b>338</b>	<b>263</b>

### Owner Surrender

#### Owner Surrender by Species – Month/Year Comparison

Species	June 2023	June 2022	June 2021
Dog	26	14	19
Cat	38	36	91
Other	0	10	5
<b>Total</b>	<b>64</b>	<b>60</b>	<b>115</b>

### Adoption Return

#### Adoption Returns by Species – Month/Year Comparison

Species	June 2023	June 2022	June 2021
Dog	2	7	12
Cat	7	11	6
Other	0	0	0
<b>Total</b>	<b>9</b>	<b>18</b>	<b>18</b>

### Seized/Custody

#### Seized/Custody by Species – Month/Year Comparison

Species	June 2023	June 2022	June 2021
Dog	25	23	27
Cat	7	8	17
Other	0	1	0
<b>Total</b>	<b>32</b>	<b>32</b>	<b>44</b>





## Monthly Operations Report – June 2023

### Outcome Statistics – June 2023

#### Return to Owner

##### Return to Owner by Species – Month/Year Comparison

Species	June 2023	June 2022	June 2021
Dog	68	46	62
Cat	8	8	7
Other	0	0	0
<b>Total</b>	<b>76</b>	<b>54</b>	<b>69</b>

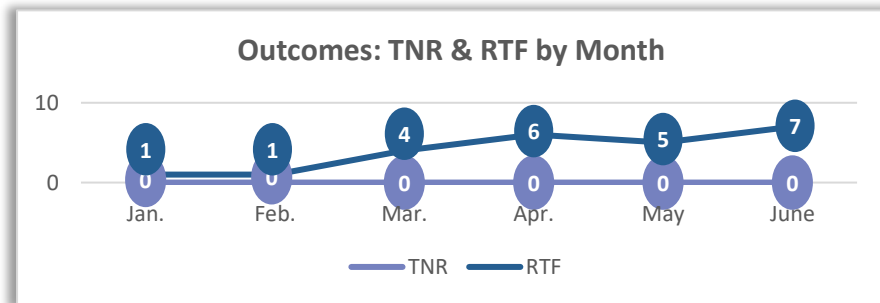
##### Return to Owner by Species – YTD/Year Comparison

Species	YTD 2023	YTD 2022	YTD 2021
Dog	352	351	339
Cat	37	34	24
Other	15	0	0
<b>Total</b>	<b>404</b>	<b>385</b>	<b>363</b>

#### TNR and RTF

##### Trap-Neuter-Return and Return-to-Field Outcomes by Month

	Jan.	Feb.	Mar.	Apr.	May	June	
<b>TNR</b>	0	0	0	0	0	0	0
<b>RTF</b>	1	1	4	6	5	7	24
	1	1	4	6	5	7	



#### Wildlife

##### Wildlife Rehabilitation Month/Year and Year Comparisons

###### June 2023

June 2023	June 2022	June 2021
11	25	22

###### YTD 2023

YTD 2023	YTD 2022	YTD 2021
31	69	62

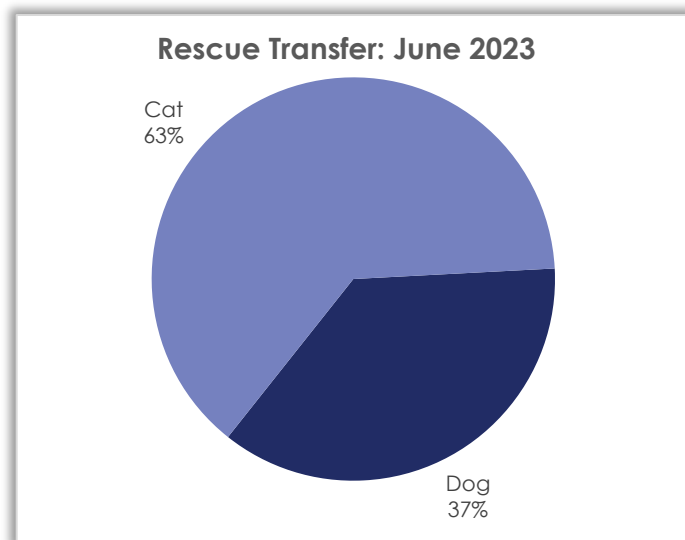


## Monthly Operations Report – June 2023

### Rescue Transfer

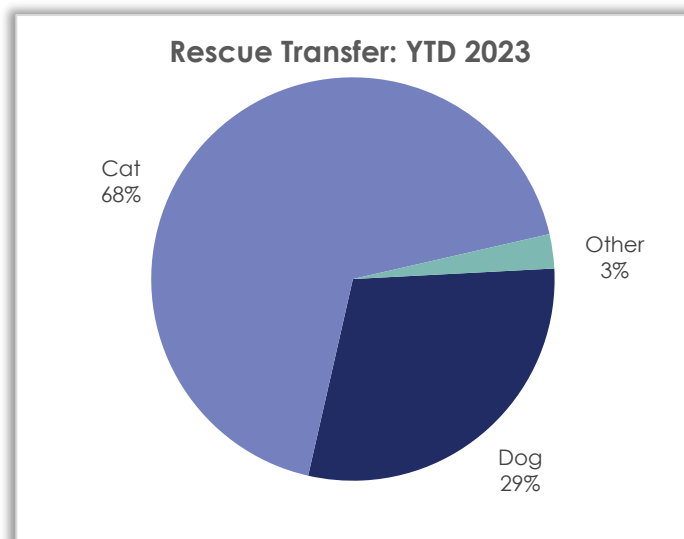
#### Rescue Transfer by Species – Month/Year Comparison

Species	June 2023	June 2022	June 2021
Dog	23	6	5
Cat	40	24	21
Guinea Pig	0	0	4
<b>Total</b>	<b>63</b>	<b>30</b>	<b>30</b>



#### Rescue Transfer by Species – YTD/Year Comparison

Species	YTD 2023	YTD 2022	YTD 2021
Dog	107	51	35
Cat	247	78	56
Other	10	5	18
<b>Total</b>	<b>364</b>	<b>134</b>	<b>109</b>

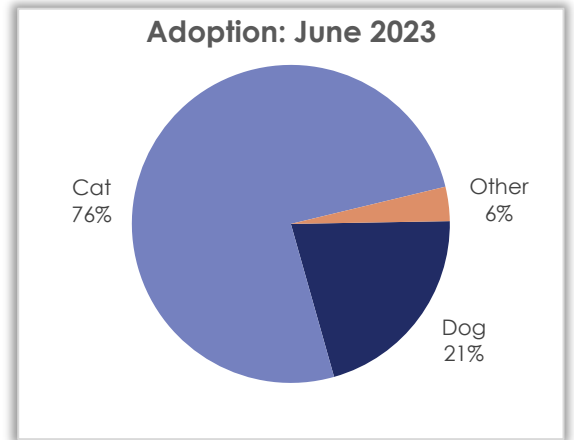


## Monthly Operations Report – June 2023

### Adoption

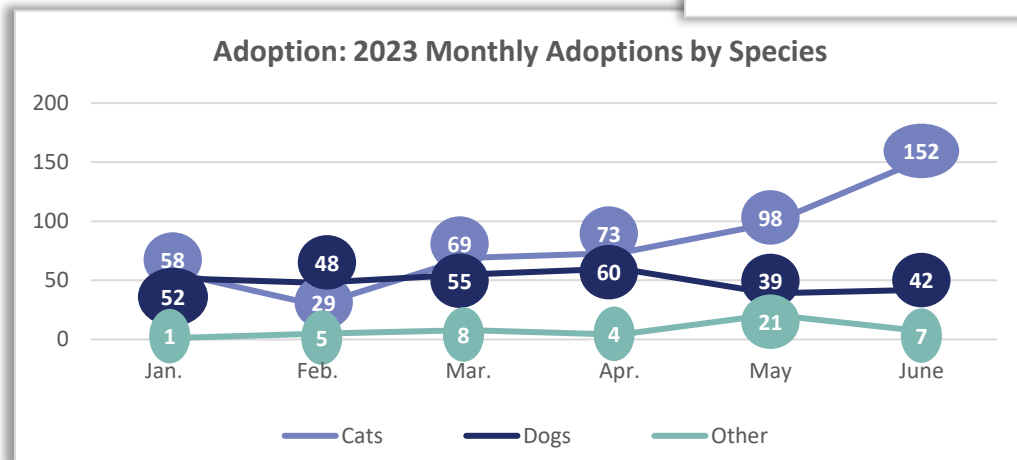
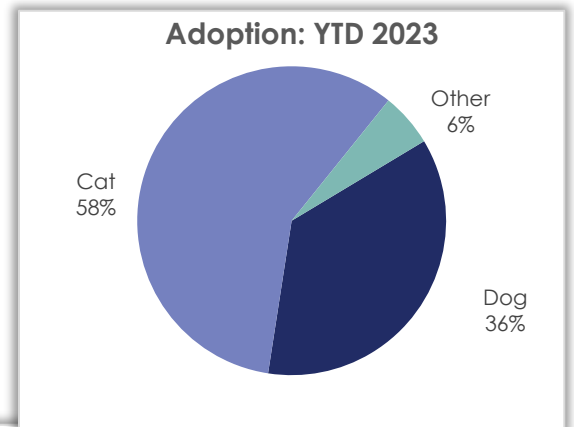
#### Adoption by Species – Month/Year Comparison

Species	June 2023	June 2022	June 2021
Dog	42	58	53
Cat	152	203	172
Chicken	2	0	1
Domestic Rabbit	1	3	0
Guinea Pig	2	2	0
Rat	1	0	0
Lizard	1	0	0
Turtle	0	1	0
Duck	0	0	9
<b>Total</b>	<b>201</b>	<b>267</b>	<b>235</b>



#### Adoption by Species – YTD/Year Comparison

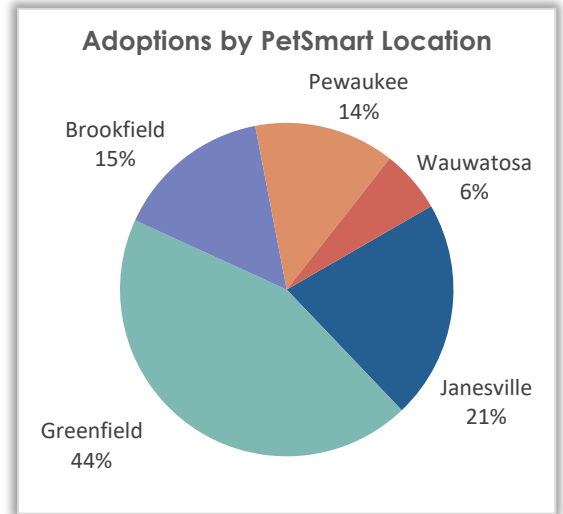
Species	YTD 2023	YTD 2022	YTD 2021
Dog	296	376	289
Cat	479	612	669
Other	46	60	85
<b>Total</b>	<b>821</b>	<b>1,048</b>	<b>1,043</b>



## Monthly Operations Report – June 2023

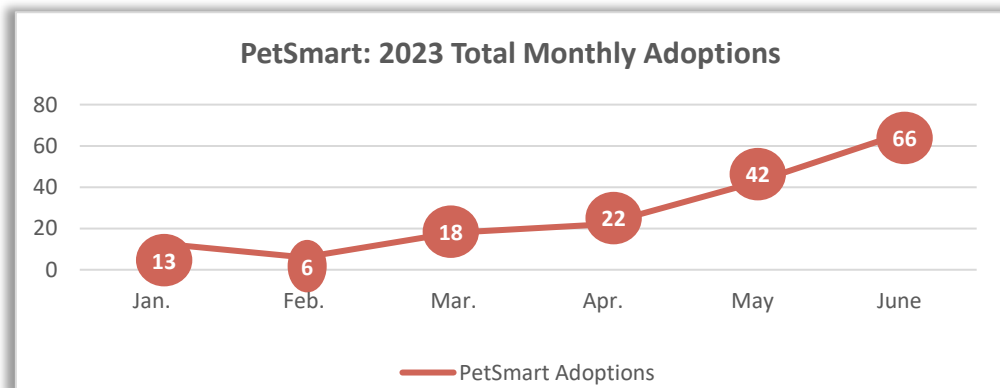
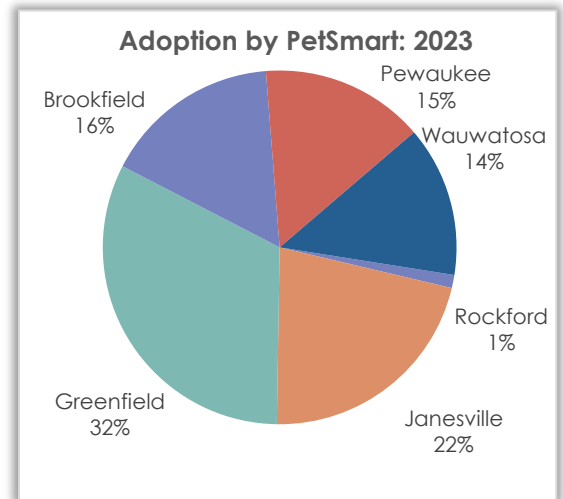
### Off-site Adoptions by PetSmart Location – Month/Year Comparison

PetSmart Location	June 2023	June 2022	June 2021
Machesney Park	0	10	5
Rockford	0	0	0
Janesville	14	14	14
Greenfield	29	29	15
Brookfield	10	15	18
Pewaukee	9	8	6
Wauwatosa	4	13	-
<b>Total</b>	<b>66</b>	<b>89</b>	<b>58</b>



### Off-site Adoptions by PetSmart Location – YTD/Year Comparison

PetSmart Location	YTD 2023	YTD 2022	YTD 2021
Machesney Park	0	19	19
Rockford	2	0	0
Janesville	36	51	67
Greenfield	54	71	57
Brookfield	27	39	68
Pewaukee	25	9	16
Wauwatosa	23	43	-
<b>Total</b>	<b>167</b>	<b>232</b>	<b>227</b>

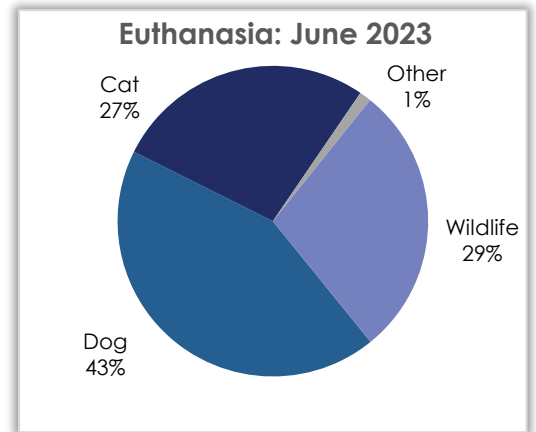


## Monthly Operations Report – June 2023

### Euthanasia

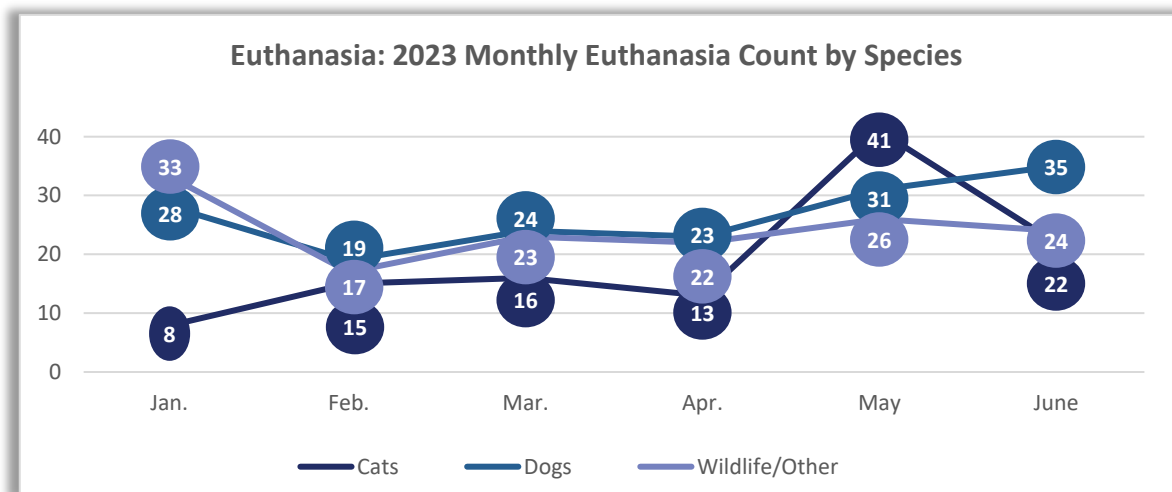
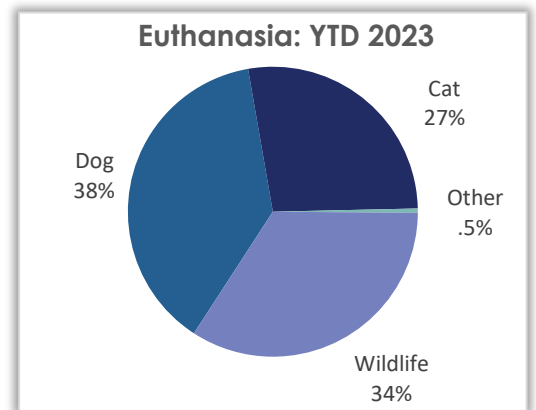
Euthanasia by Species – Month/Year Comparison

Species	June 2023	June 2022	June 2021
Dog	35	20	18
Cat	22	31	26
Other	1	0	0
Wildlife	23	55	23
<b>Total</b>	<b>81</b>	<b>106</b>	<b>67</b>



Euthanasia by Species – YTD/Year Comparison

Species	YTD 2023	YTD 2022	YTD 2021
Dog	160	101	85
Cat	115	92	106
Other	2	2	1
Wildlife	143	207	101
<b>Total</b>	<b>420</b>	<b>402</b>	<b>293</b>



## Monthly Operations Report – June 2023

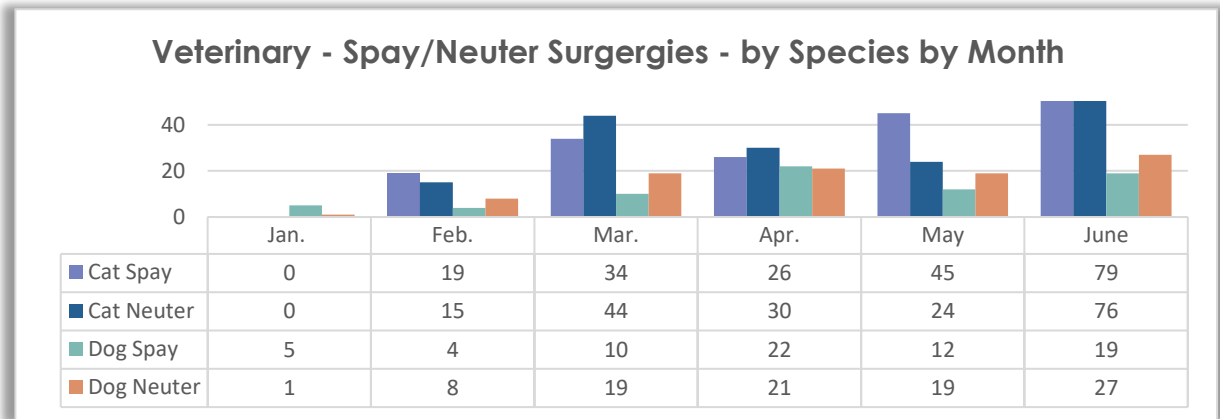
### Veterinary Operations – June 2023

#### Spay/Neuter Surgeries – June Totals

	Dog	Cat	
Spay	19	79	<b>98</b>
Neuter	27	76	<b>103</b>
<b>Total</b>	<b>46</b>	<b>155</b>	<b>201</b>

#### Spay/Neuter Surgeries – YTD Totals

	Dog	Cat	
Spay	72	203	<b>275</b>
Neuter	95	189	<b>284</b>
<b>Total</b>	<b>167</b>	<b>392</b>	<b>559</b>



#### Veterinary – Other Procedures - 2023 by Month

Procedure	Jan	Feb	Mar	Apr	May	June	
Entropion	0	0	0	0	0	0	<b>0</b>
Repair Incision	0	0	0	0	1	0	<b>1</b>
Repair Umbilical Hernia	0	0	0	0	2	2	<b>4</b>
C-Section	0	0	0	0	0	0	<b>0</b>
Remove Growth	1	0	0	0	1	3	<b>5</b>
Treat/Close Wound	0	0	0	1	0	0	<b>1</b>
Ear Resection	0	0	0	0	0	0	<b>0</b>
Enucleation	0	0	0	0	0	1	<b>1</b>
Repair Cherry Eye	0	0	0	0	0	0	<b>0</b>
Tail Amputation	1	1	0	1	2	0	<b>5</b>
Leg Amputation	0	0	0	0	0	0	<b>0</b>
FHO	0	0	0	0	0	0	<b>0</b>
Remove Ovarian Tissue	0	0	0	0	0	0	<b>0</b>
Repair Prolapsed Uterus	0	0	0	0	0	0	<b>0</b>
Cystotomy	0	0	1	0	0	0	<b>1</b>
Ear Flap Amputation	0	0	0	0	0	0	<b>0</b>
	<b>2</b>	<b>1</b>	<b>1</b>	<b>2</b>	<b>6</b>	<b>6</b>	<b>18</b>

