

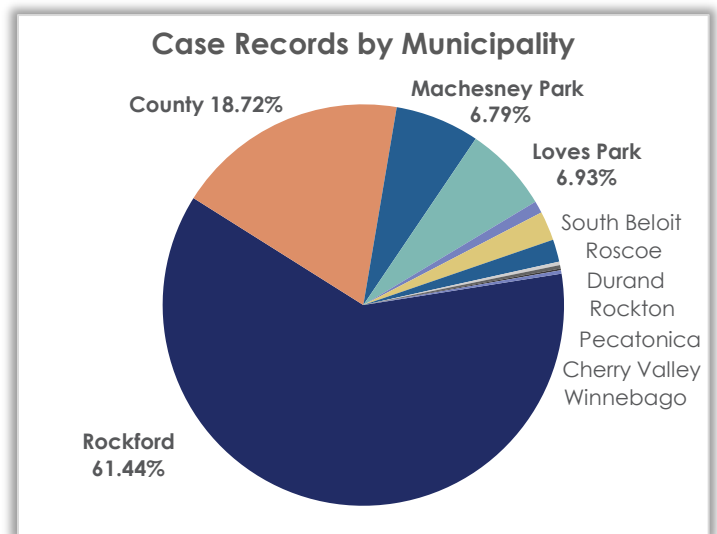
Monthly Operations Report – July 2023

Field Services Case Records – July 2023

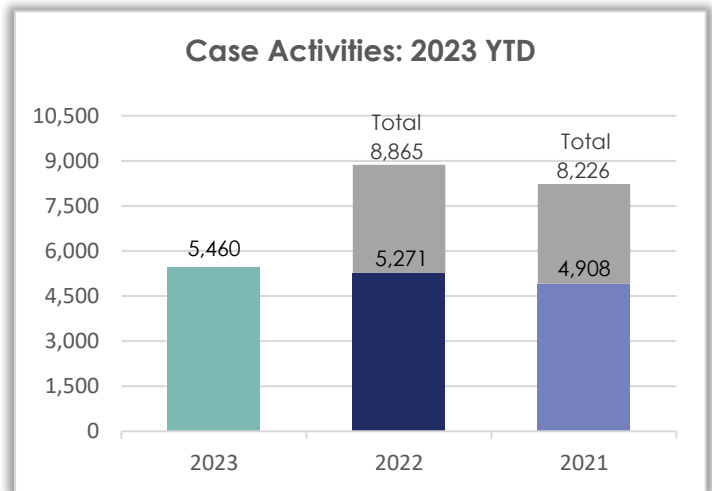
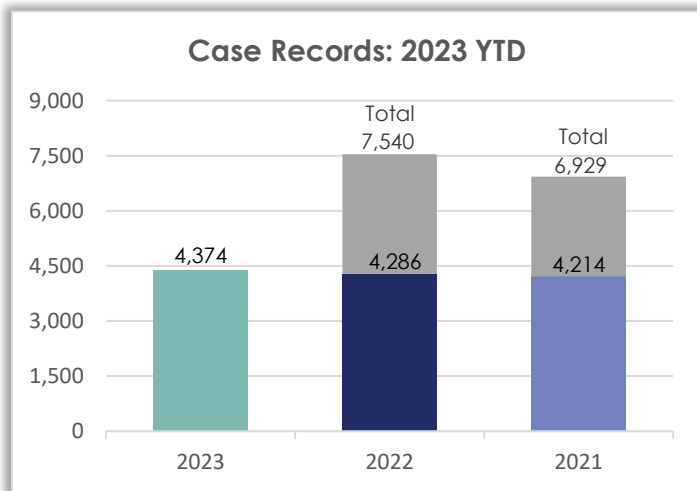
PLEASE NOTE: WCAS transitioned to a new data management system at the beginning of April 2021. Due to this transition, the way in which field services-related incidents are tallied has changed. Beginning April of 2021, these totals reflect one case record per call/reported incident. (A case record is comprised of all activities completed by staff in relation to an incident.) Previously, the totals presented in this portion of the report were a tally of all individual activities that had been completed.

Case Records by Municipality – Month/Year Comparison

Municipality	July 2023	July 2022	July 2021
Rockford	443	522	487
County	135	35	45
Machesney Park	49	34	43
Loves Park	50	48	40
Rockton	7	8	13
Roscoe	17	14	14
South Beloit	13	21	27
Durand	2	0	0
Pecatonica	2	3	2
Winnebago	1	4	1
New Milford	0	0	1
Cherry Valley	2	3	11
Boone County	0	0	0
Other	0	0	0
Total	721	692	684



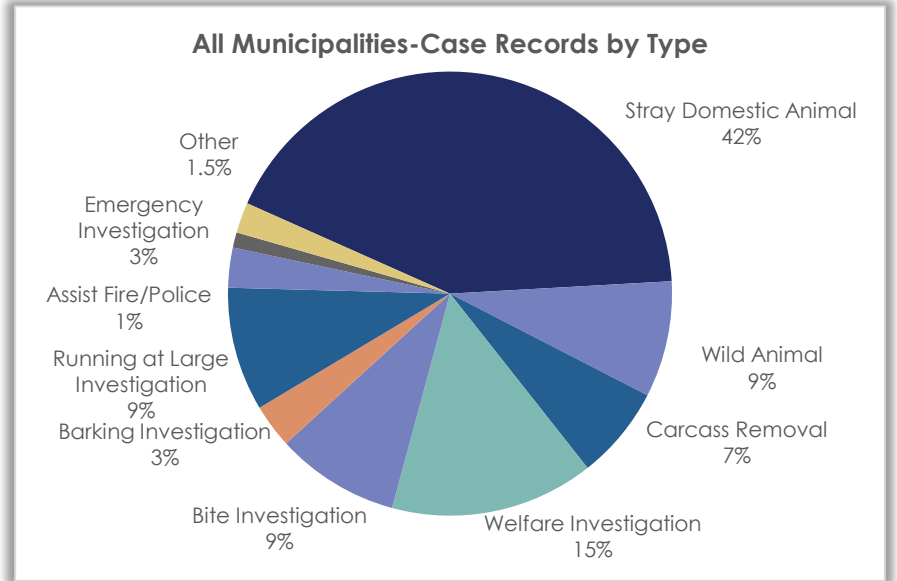
All Municipalities – Case Records & Activities: YTD/Year Comparison



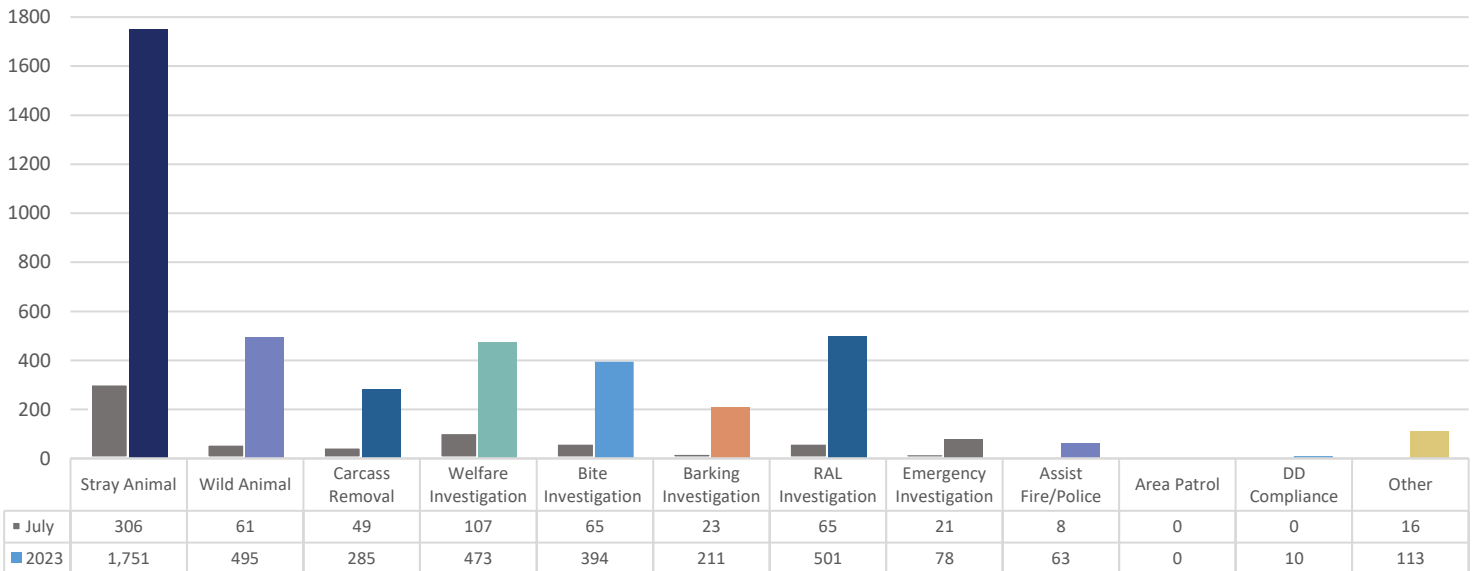
Monthly Operations Report – July 2023

Case Records for All Municipalities by Case Record Type

Case Record Types	July 2023
Stray Domestic Animal	306
Wild Animal	61
Carcass Removal	49
Welfare Investigation	107
Bite Investigation	65
Barking Investigation	23
Running at Large Investigation	65
Emergency Investigation	21
Assist Fire/Police Dept.	8
Area Patrol	0
Dangerous Dog Compliance	0
Other	16
	721



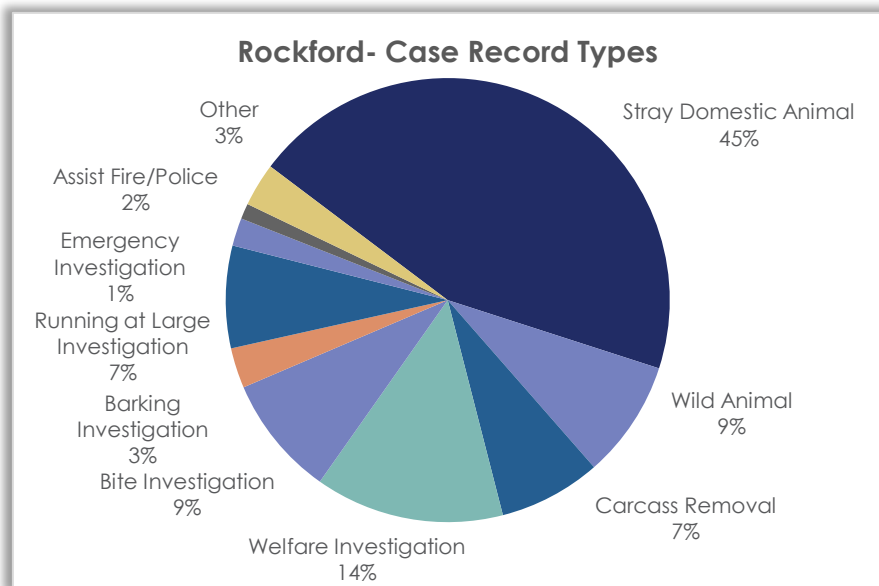
Case Records by Type: Month/Year Comparison



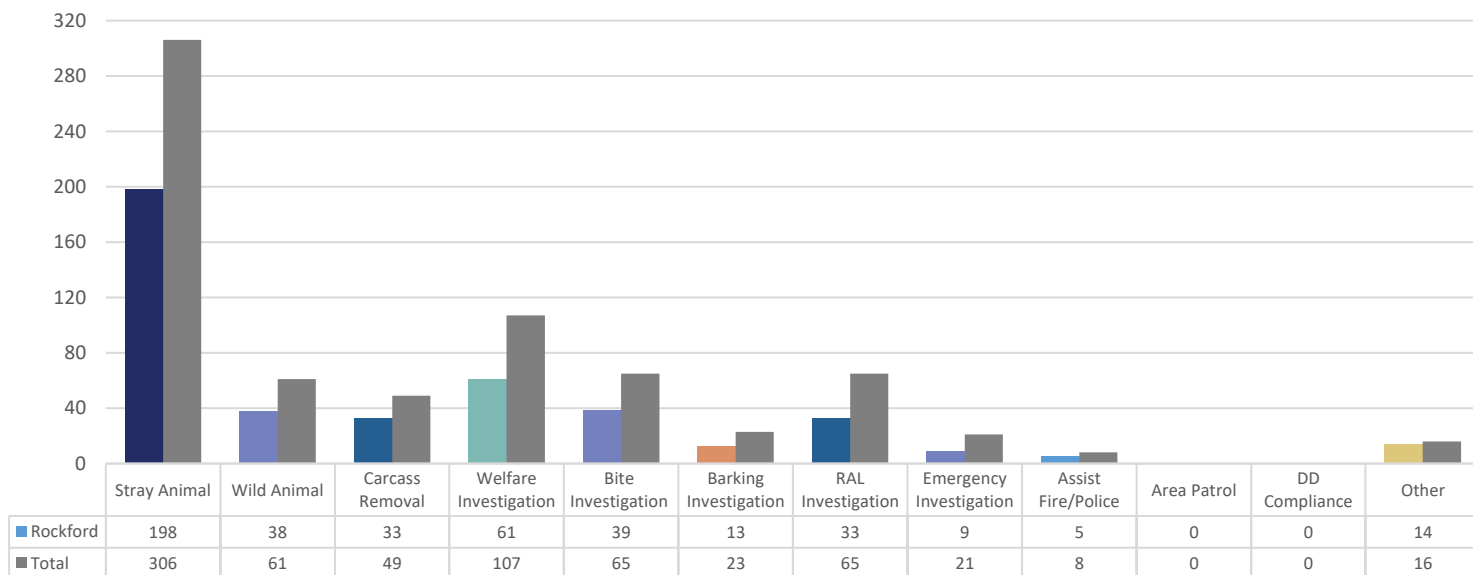
Monthly Operations Report – July 2023

Case Records for Rockford by Case Record Type

Case Record Types	July 2023
Stray Domestic Animal	198
Wild Animal	38
Carcass Removal	33
Welfare Investigation	61
Bite Investigation	39
Barking Investigation	13
Running at Large Investigation	33
Emergency Investigation	9
Assist Fire/Police Dept.	5
Area Patrol	0
Dangerous Dog Compliance	0
Other	14
	443



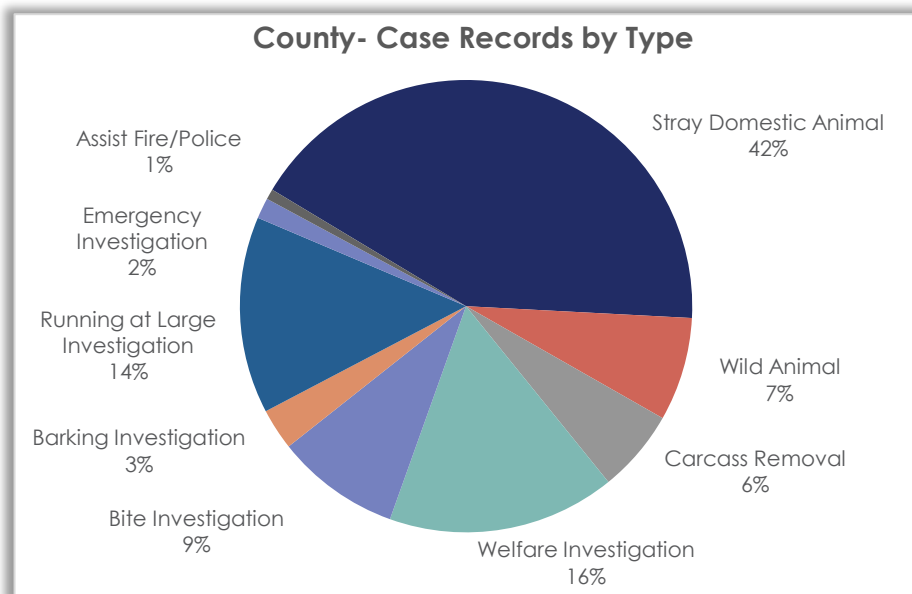
Case Records by Type: Rockford vs. Total Comparison



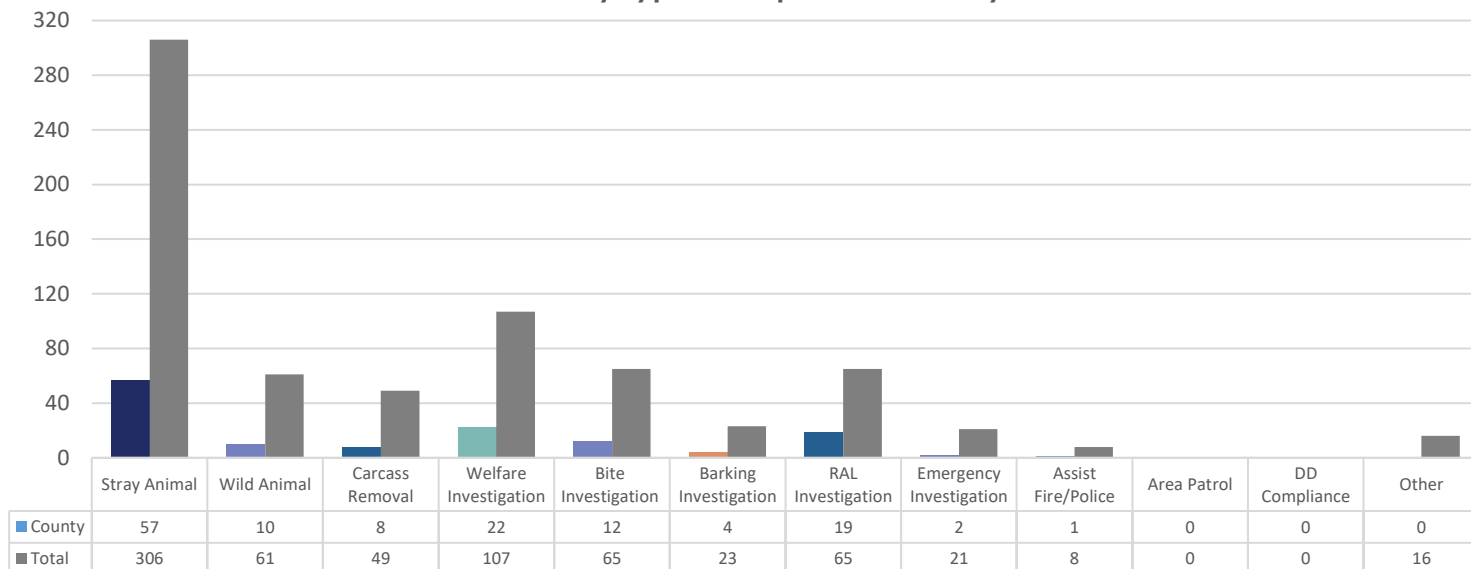
Monthly Operations Report – July 2023

Case Records for the County by Case Record Type

Case Record Types	July 2023
Stray Domestic Animal	57
Wild Animal	10
Carcass Removal	8
Welfare Investigation	22
Bite Investigation	12
Barking Investigation	4
Running at Large Investigation	19
Emergency Investigation	2
Assist Fire/Police Dept.	1
Area Patrol	0
Dangerous Dog Compliance	0
Other	0
	135



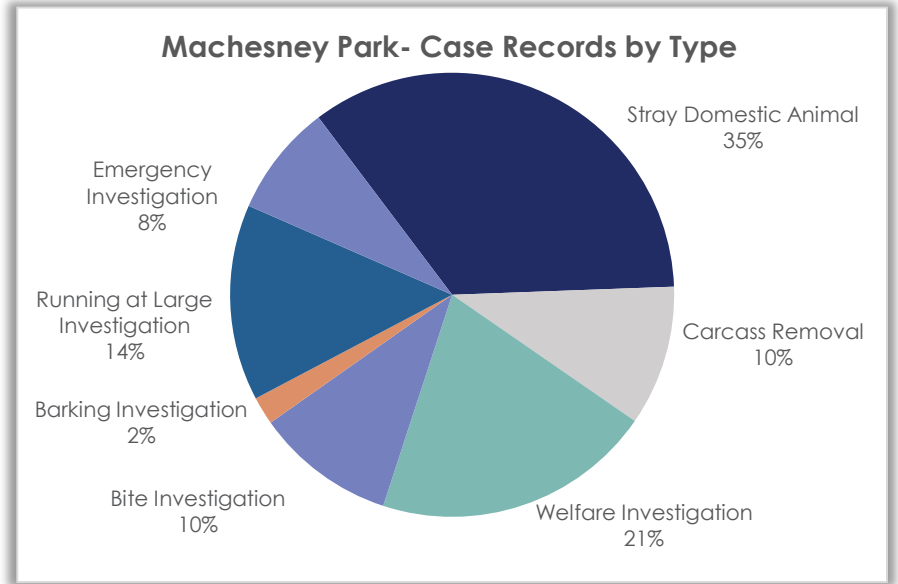
Case Records by Type: Comparison- County vs. Total



Monthly Operations Report – July 2023

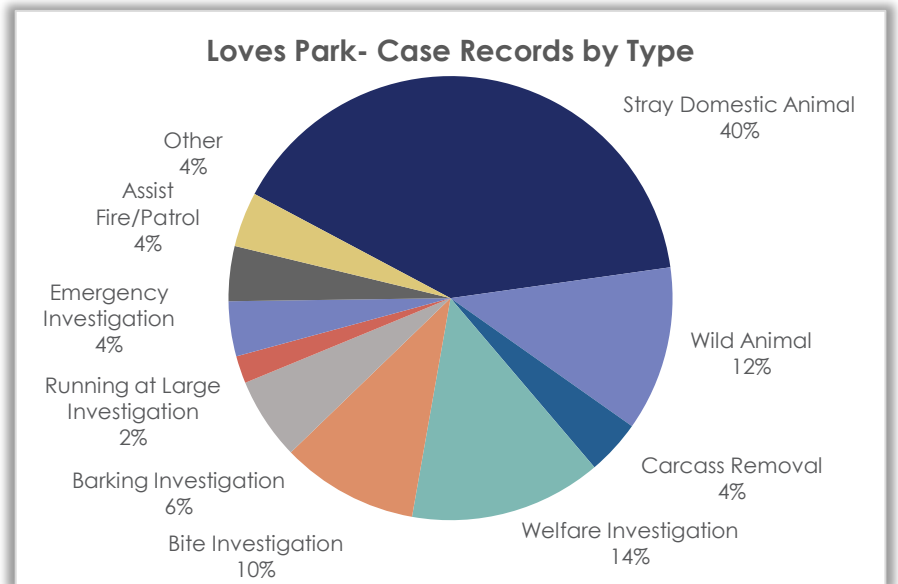
Case Records for Machesney Park by Case Record Type

Case Record Types	July 2023
Stray Domestic Animal	17
Wild Animal	0
Carcass Removal	5
Welfare Investigation	10
Bite Investigation	5
Barking Investigation	1
Running at Large Investigation	7
Emergency Investigation	4
Assist Fire/Police Dept.	0
Area Patrol	0
DD Compliance	0
Other	0
	49



Case Records for Loves Park by Case Record Type

Case Record Types	July 2023
Stray Domestic Animal	20
Wild Animal	6
Carcass Removal	2
Welfare Investigation	7
Bite Investigation	5
Barking Investigation	3
Running at Large Investigation	1
Emergency Investigation	2
Assist Fire/Police Dept.	2
Area Patrol	0
DD Compliance	0
Other	2
	50

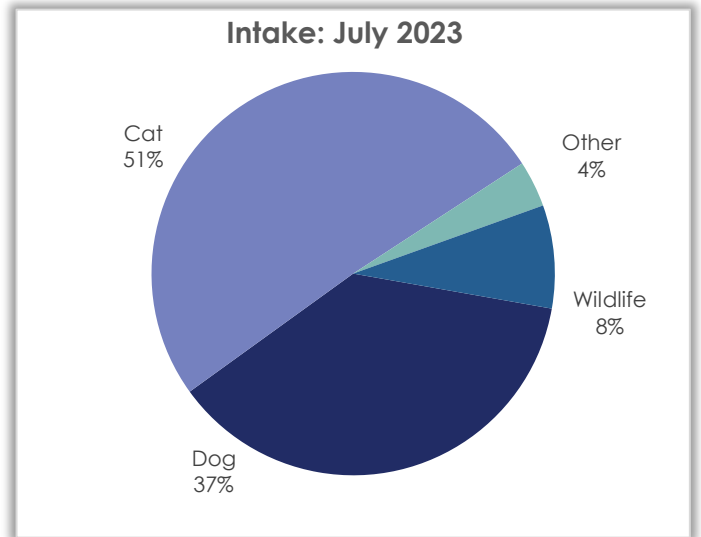


Monthly Operations Report – July 2023

Intake Statistics – July 2023

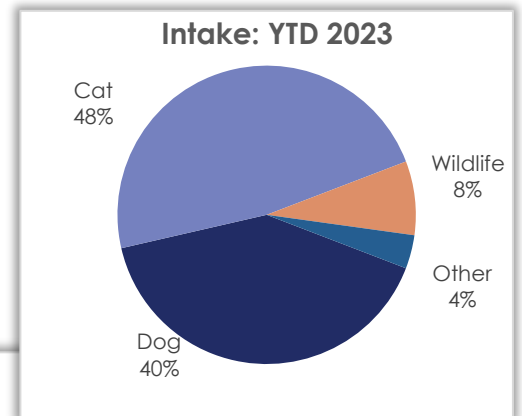
Intake by Species – Month/Year Comparison

Species	July 2023	July 2022	July 2021
Dog	221	156	130
Cat	301	240	239
Domestic Rabbit	4	4	6
Chicken	15	0	2
Guinea Pig	1	2	0
Lizard	2	0	0
Sheep	0	8	0
Turtle	0	2	0
Domestic Duck/Goose	0	12	2
Cockatoo	0	0	1
Wildlife	49	81	0
Total	593	505	402

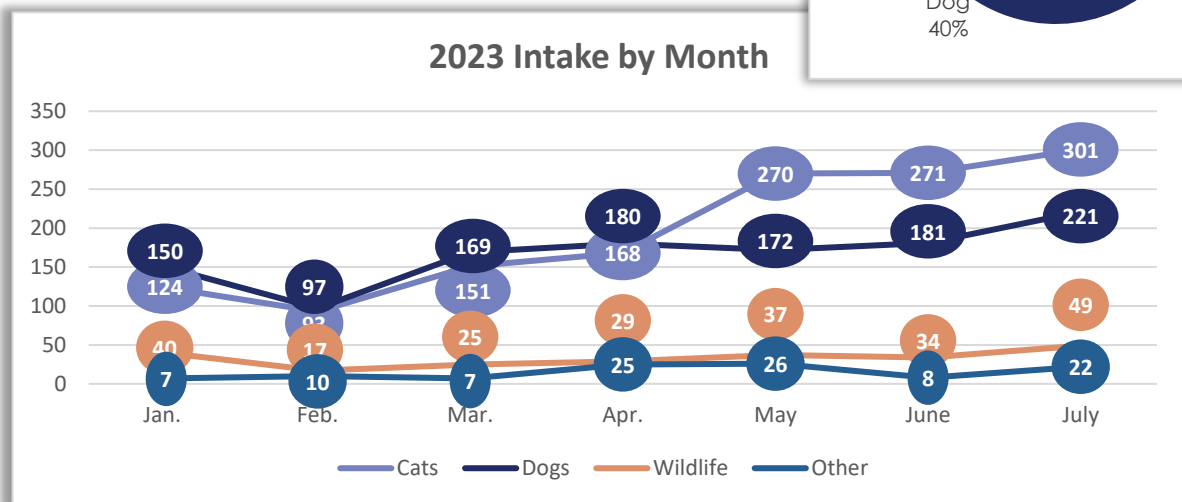


Intake by Species – YTD/Year Comparison

Species	YTD 2023	YTD 2022	YTD 2021
Dog	1,170	1,057	948
Cat	1,378	1,241	1,322
Wildlife	231	374	190
Other	105	103	123
Total	2,884	2,775	2,583



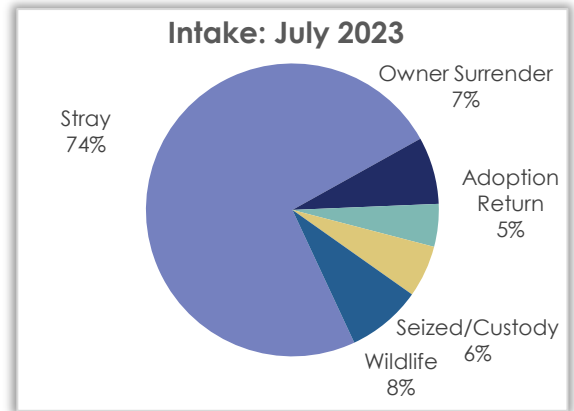
2023 Intake by Month



Monthly Operations Report – July 2023

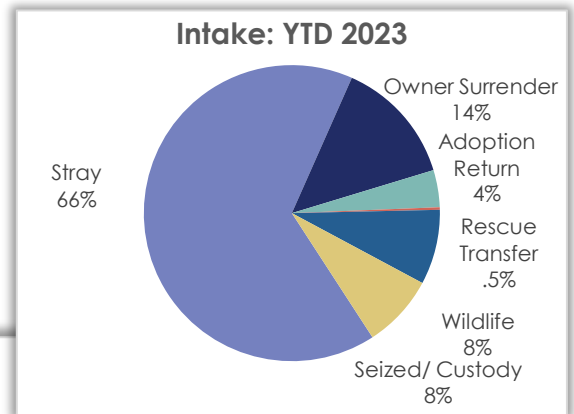
Intake by Type – Month/Year Comparison

Intake Type	July 2023	July 2022	July 2021
Stray	438	324	269
Owner Surrender	44	52	55
Adoption Return	28	11	10
Rescue Transfer	0	7	24
Seized/Custody	34	30	22
Wildlife	49	81	22
Total	593	505	402

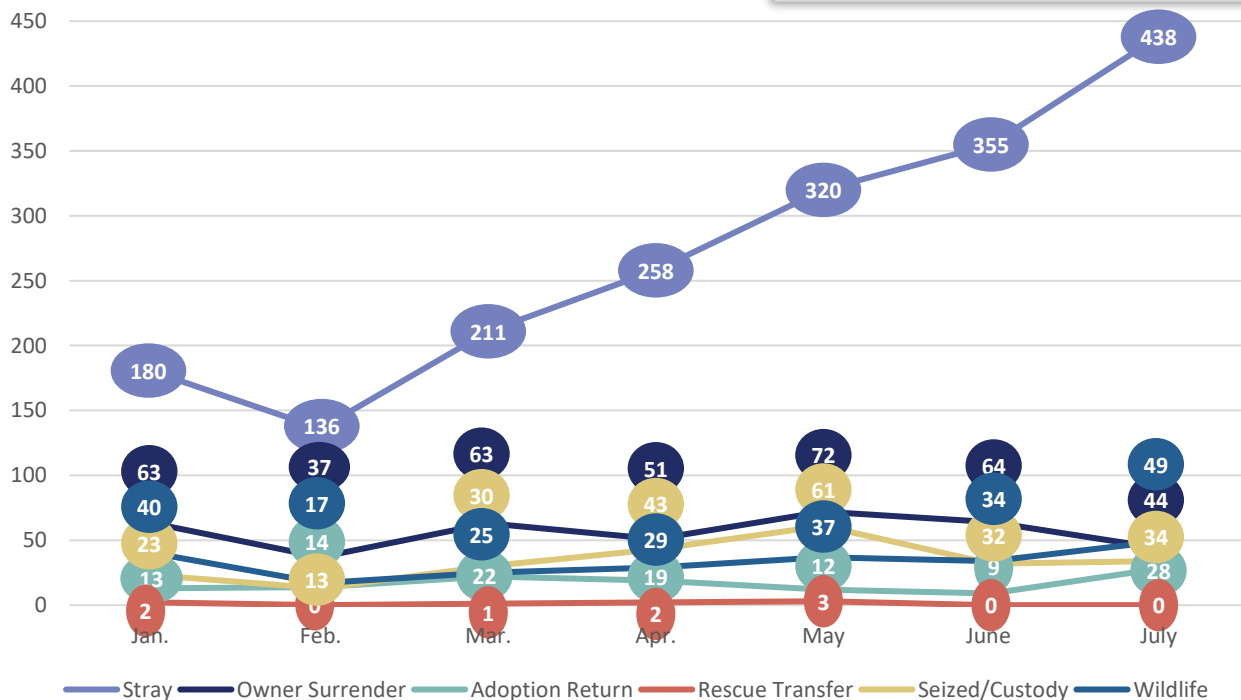


Intake by Type – YTD/Year Comparison

Intake Type	YTD 2023	YTD 2022	YTD 2021
Stray	1,898	1,649	1,538
Owner Surrender	394	384	540
Adoption Return	117	126	97
Rescue Transfer	8	43	88
Seized/Custody	236	199	189
Wildlife	231	374	131
Total	2,884	2,775	2,583



2023 Intake Type by Month



Monthly Operations Report – July 2023

Stray Intake

Stray Intake by Species – Month/Year Comparison

Species	July 2023	July 2022	July 2021
Dog	165	112	89
Cat	262	188	177
Other/Wildlife	11	24	3
Total	438	324	269

Owner Surrender

Owner Surrender by Species – Month/Year Comparison

Species	July 2023	July 2022	July 2021
Dog	19	12	16
Cat	15	37	32
Other	10	3	7
Total	44	52	55

Adoption Return

Adoption Returns by Species – Month/Year Comparison

Species	July 2023	July 2022	July 2021
Dog	12	6	5
Cat	15	5	4
Other	1	0	1
Total	28	11	10

Seized/Custody

Seized/Custody by Species – Month/Year Comparison

Species	July 2023	July 2022	July 2021
Dog	25	26	20
Cat	9	3	2
Other	0	1	0
Total	34	30	22



Monthly Operations Report – July 2023

Outcome Statistics – July 2023

Return to Owner

Return to Owner by Species – Month/Year Comparison

Species	July 2023	July 2022	July 2021
Dog	70	52	63
Cat	5	6	4
Other	0	20	0
Total	75	78	67

Return to Owner by Species – YTD/Year Comparison

Species	YTD 2023	YTD 2022	YTD 2021
Dog	422	403	402
Cat	42	40	28
Other	15	20	0
Total	479	463	430

TNR and RTF

Trap-Neuter-Return and Return-to-Field Outcomes by Month

	Jan.	Feb.	Mar.	Apr.	May	June	July	
TNR	0	0	0	0	0	0	0	0
RTF	1	1	4	6	5	7	4	28
	1	1	4	6	5	7	4	

Wildlife

Wildlife Rehabilitation Month/Year and Year Comparisons

July 2023

July 2023	July 2022	July 2021
22	15	4

YTD 2023

YTD 2023	YTD 2022	YTD 2021
53	84	66

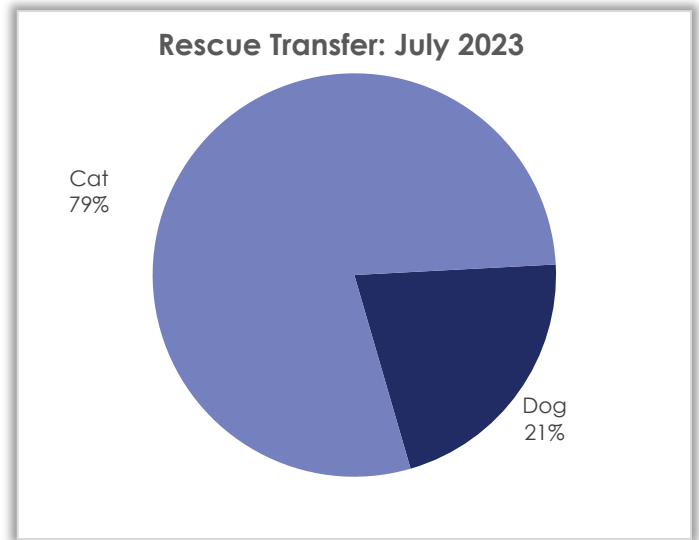


Monthly Operations Report – July 2023

Rescue Transfer

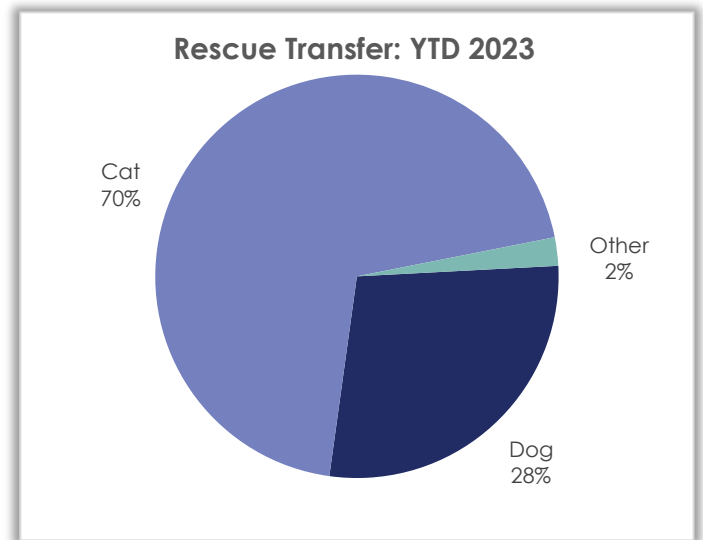
Rescue Transfer by Species – Month/Year Comparison

Species	July 2023	July 2022	July 2021
Dog	16	4	8
Cat	59	6	12
Domestic Rabbit	0	0	1
Total	75	10	21



Rescue Transfer by Species – YTD/Year Comparison

Species	YTD 2023	YTD 2022	YTD 2021
Dog	123	55	43
Cat	306	84	68
Other	10	5	19
Total	439	144	130

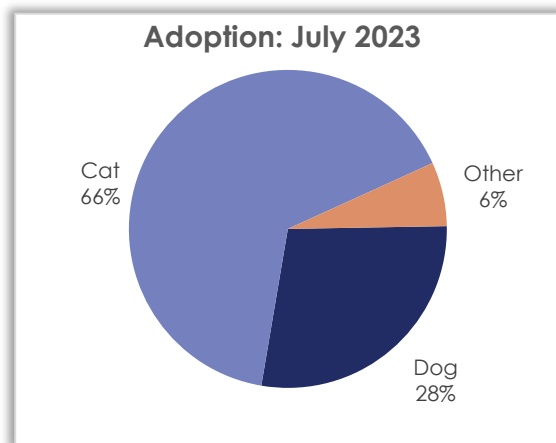


Monthly Operations Report – July 2023

Adoption

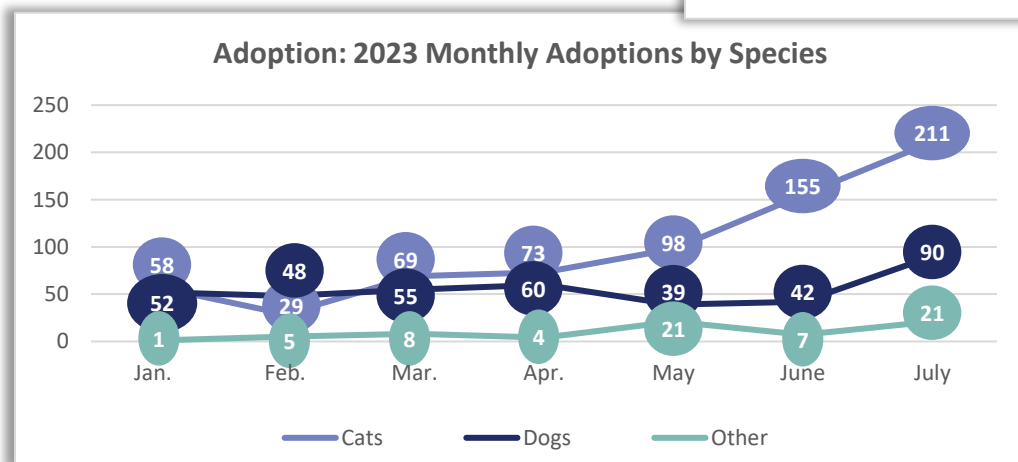
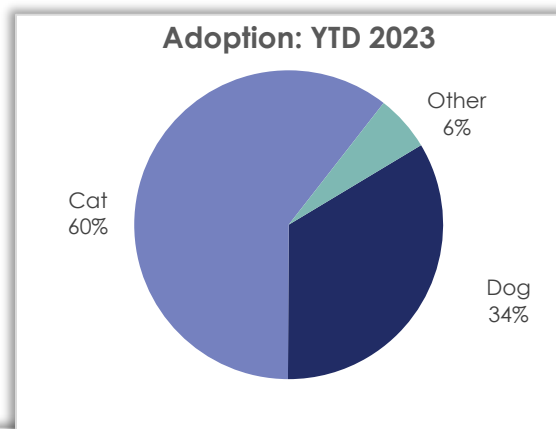
Adoption by Species – Month/Year Comparison

Species	July 2023	July 2022	July 2021
Dog	90	63	52
Cat	211	203	212
Chicken	15	0	2
Domestic Rabbit	1	2	7
Guinea Pig	1	0	0
Rat	2	0	0
Lizard	2	0	0
Turtle	0	1	0
Domestic Bird	0	0	1
Total	322	269	274



Adoption by Species – YTD/Year Comparison

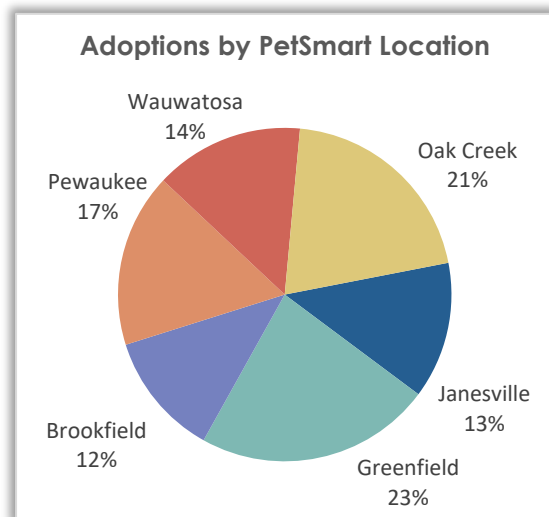
Species	YTD 2023	YTD 2022	YTD 2021
Dog	386	439	341
Cat	693	815	881
Other	67	63	95
Total	1,146	1,317	1,317



Monthly Operations Report – July 2023

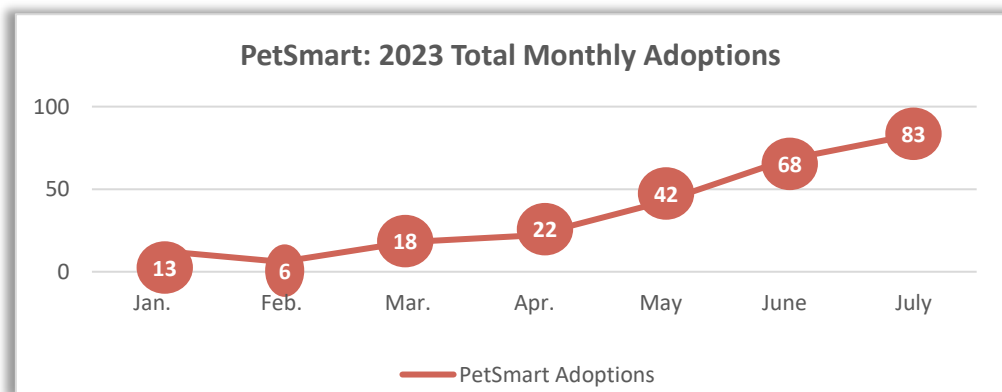
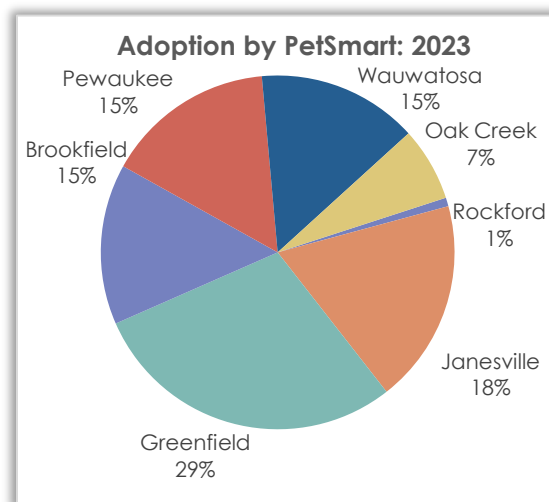
Off-site Adoptions by PetSmart Location – Month/Year Comparison

PetSmart Location	July 2023	July 2022	July 2021
Machesney Park	0	8	8
Rockford	0	4	0
Janesville	11	11	21
Greenfield	19	14	35
Brookfield	10	17	13
Pewaukee	14	13	9
Wauwatosa	12	16	-
Oak Creek	17	-	-
Total	83	83	86



Off-site Adoptions by PetSmart Location – YTD/Year Comparison

PetSmart Location	YTD 2023	YTD 2022	YTD 2021
Machesney Park	0	27	27
Rockford	2	4	0
Janesville	47	62	88
Greenfield	73	85	92
Brookfield	37	56	81
Pewaukee	39	22	25
Wauwatosa	37	59	-
Oak Creek	17	-	-
Total	252	315	313

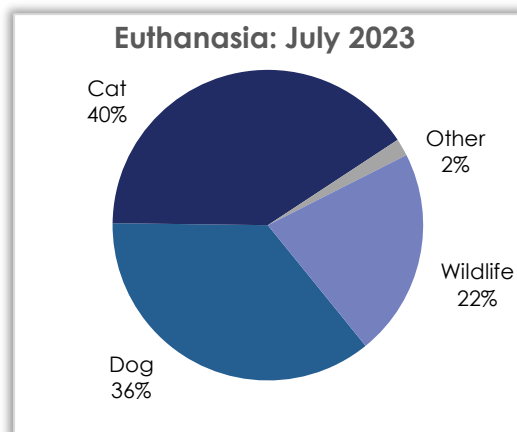


Monthly Operations Report – July 2023

Euthanasia

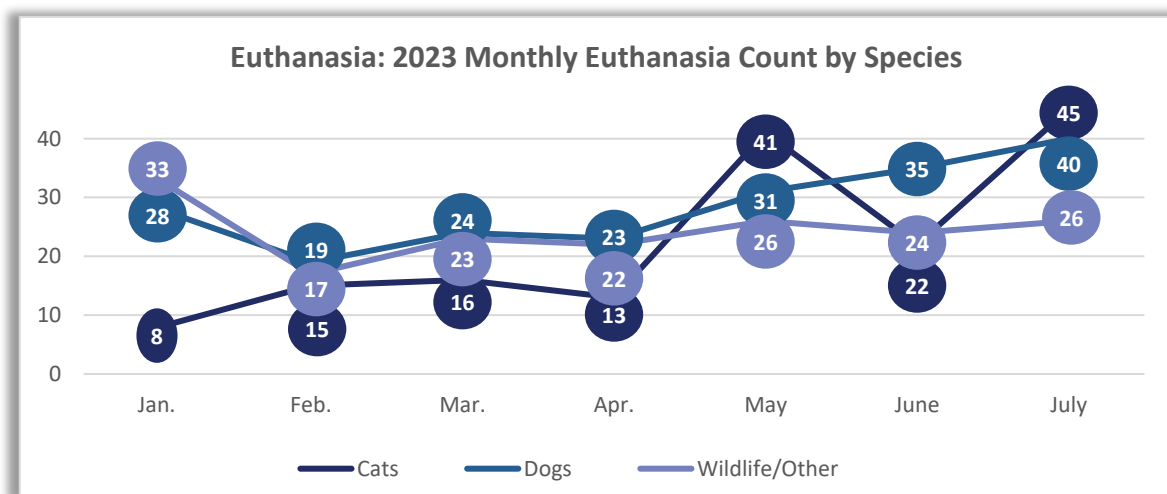
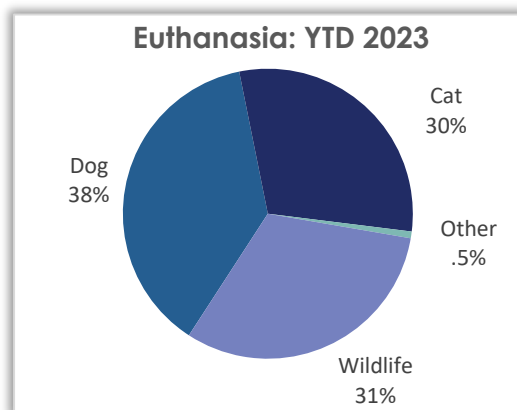
Euthanasia by Species – Month/Year Comparison

Species	July 2023	July 2022	July 2021
Dog	40	18	10
Cat	45	28	29
Other	2	0	0
Wildlife	24	63	18
Total	111	109	57



Euthanasia by Species – YTD/Year Comparison

Species	YTD 2023	YTD 2022	YTD 2021
Dog	200	119	95
Cat	160	120	135
Other	4	2	1
Wildlife	167	270	119
Total	531	511	350



Monthly Operations Report – July 2023

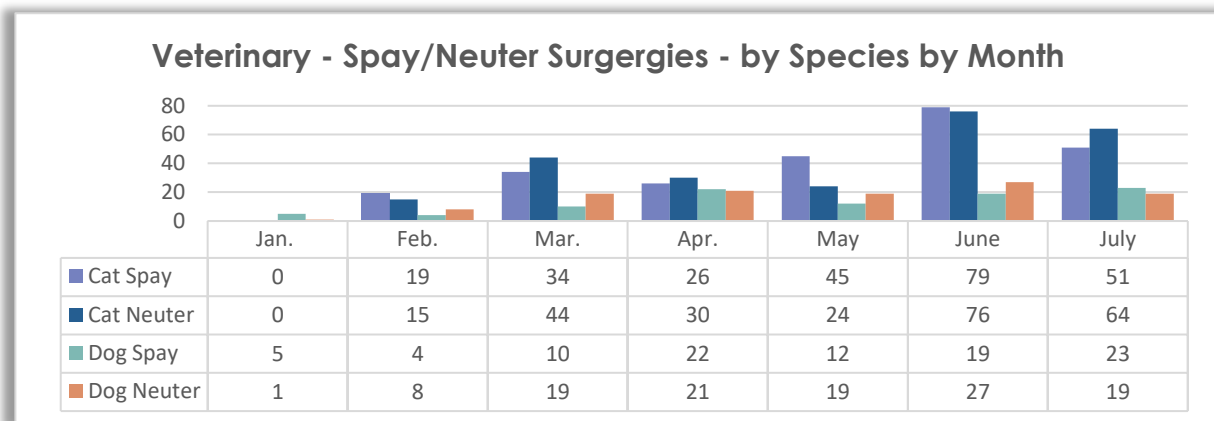
Veterinary Operations – July 2023

Spay/Neuter Surgeries – July Totals

	Dog	Cat	
Spay	23	51	74
Neuter	19	64	83
Total	42	115	157

Spay/Neuter Surgeries – YTD Totals

	Dog	Cat	
Spay	94	254	348
Neuter	114	253	367
Total	208	507	715



Veterinary – Other Procedures - 2023 by Month

Procedure	Jan	Feb	Mar	Apr	May	June	July	
Entropion	0	0	0	0	0	0	0	0
Repair Incision	0	0	0	0	1	0	0	1
Repair Umbilical Hernia	0	0	0	0	2	2	2	6
Remove Growth	1	0	0	0	1	3	1	6
Treat/Close Wound	0	0	0	1	0	0	0	1
Enucleation	0	0	0	0	0	1	0	1
Tail Amputation	1	1	0	1	2	0	0	5
Cystotomy	0	0	1	0	0	0	0	1
Ear Flap Amputation	0	0	0	0	0	0	0	0
	2	1	1	2	6	6	3	21

