

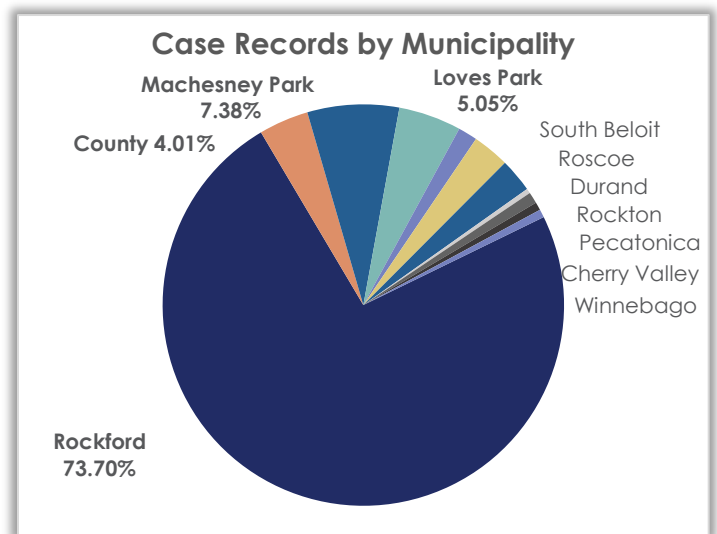
## Monthly Operations Report – Aug. 2023

### Field Services Case Records – Aug. 2023

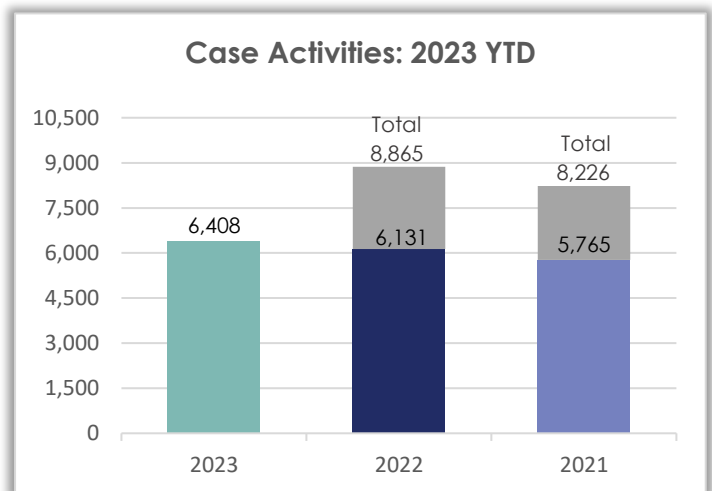
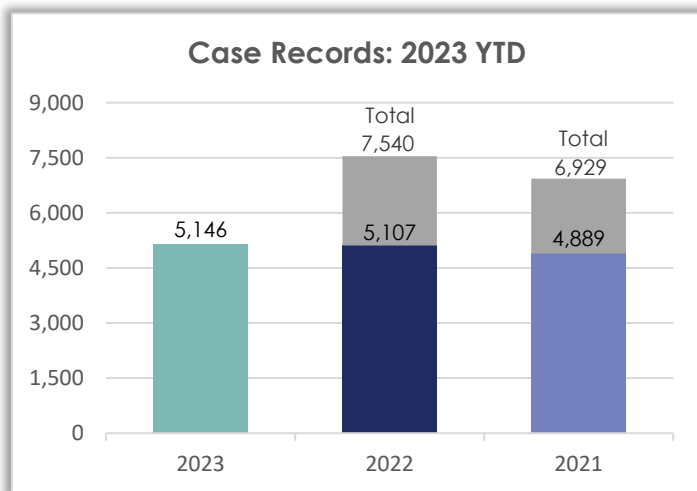
**PLEASE NOTE:** WCAS transitioned to a new data management system at the beginning of April 2021. Due to this transition, the way in which field services-related incidents are tallied has changed. Beginning April of 2021, these totals reflect one case record per call/reported incident. (A case record is comprised of all activities completed by staff in relation to an incident.) Previously, the totals presented in this portion of the report were a tally of all individual activities that had been completed.

#### Case Records by Municipality – Month/Year Comparison

Municipality	Aug. 2023	Aug. 2022	Aug. 2021
Rockford	569	634	463
County	31	34	90
Machesney Park	57	51	47
Loves Park	39	42	26
Rockton	12	17	8
Roscoe	23	11	16
South Beloit	21	21	12
Durand	3	0	1
Pecatonica	7	2	2
Winnebago	5	3	3
New Milford	0	1	1
Cherry Valley	5	5	6
Boone County	0	0	0
Other	0	0	0
<b>Total</b>	<b>772</b>	<b>821</b>	<b>675</b>



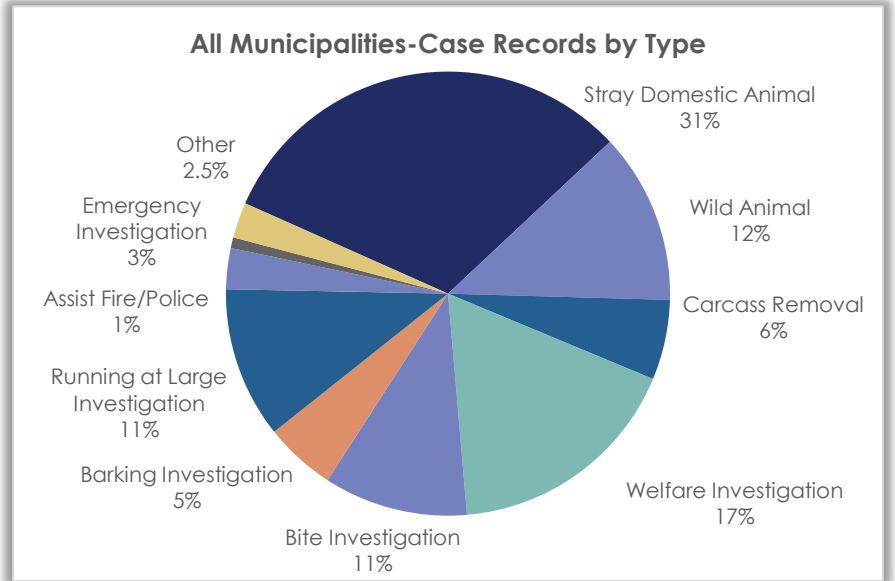
#### All Municipalities – Case Records & Activities: YTD/Year Comparison



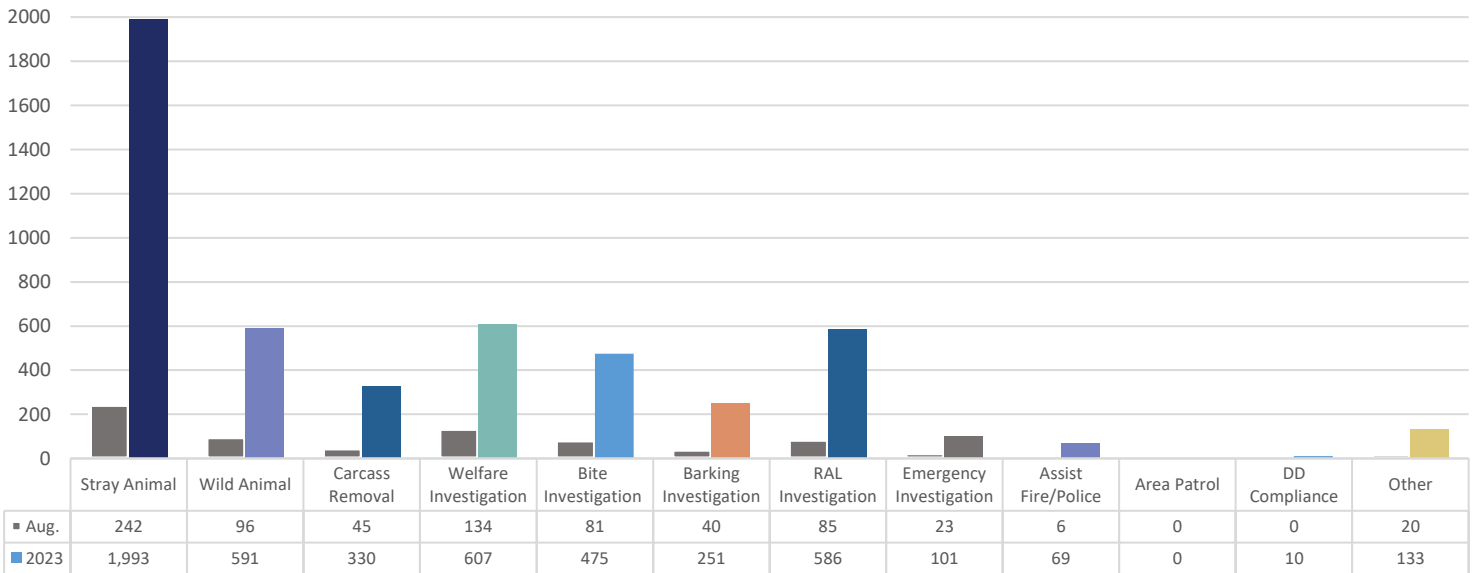
## Monthly Operations Report – Aug. 2023

### Case Records for All Municipalities by Case Record Type

Case Record Types	Aug. 2023
Stray Domestic Animal	242
Wild Animal	96
Carcass Removal	45
Welfare Investigation	134
Bite Investigation	81
Barking Investigation	40
Running at Large Investigation	85
Emergency Investigation	23
Assist Fire/Police Dept.	6
Area Patrol	0
Dangerous Dog Compliance	0
Other	20
	<b>772</b>



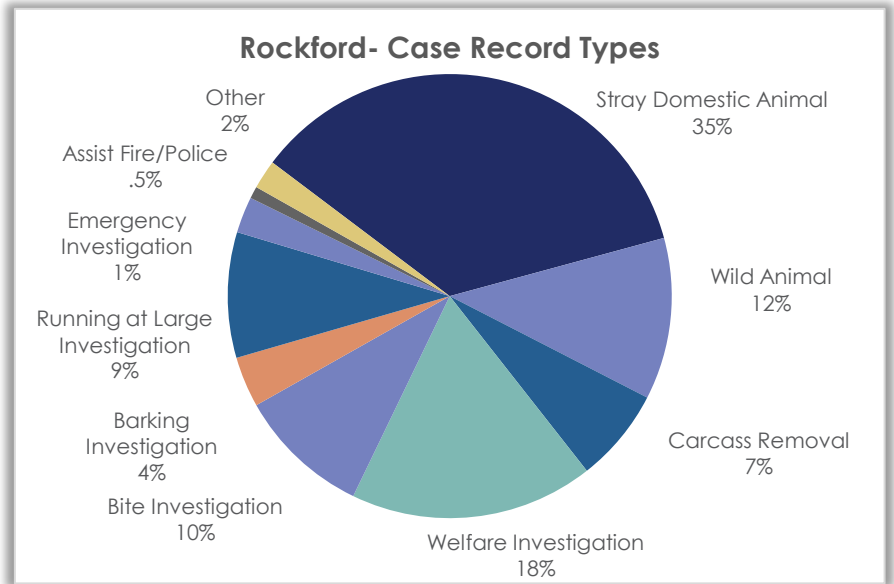
### Case Records by Type: Month/Year Comparison



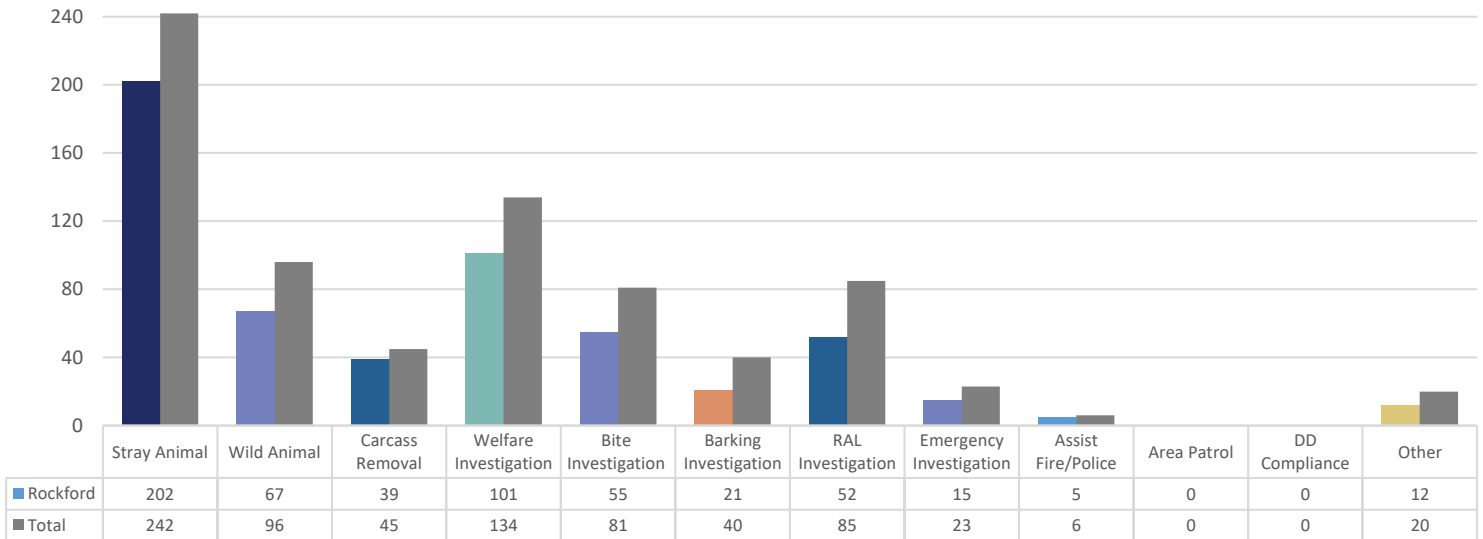
## Monthly Operations Report – Aug. 2023

### Case Records for Rockford by Case Record Type

Case Record Types	Aug. 2023
Stray Domestic Animal	202
Wild Animal	67
Carcass Removal	39
Welfare Investigation	101
Bite Investigation	55
Barking Investigation	21
Running at Large Investigation	52
Emergency Investigation	15
Assist Fire/Police Dept.	5
Area Patrol	0
Dangerous Dog Compliance	0
Other	12
	<b>569</b>



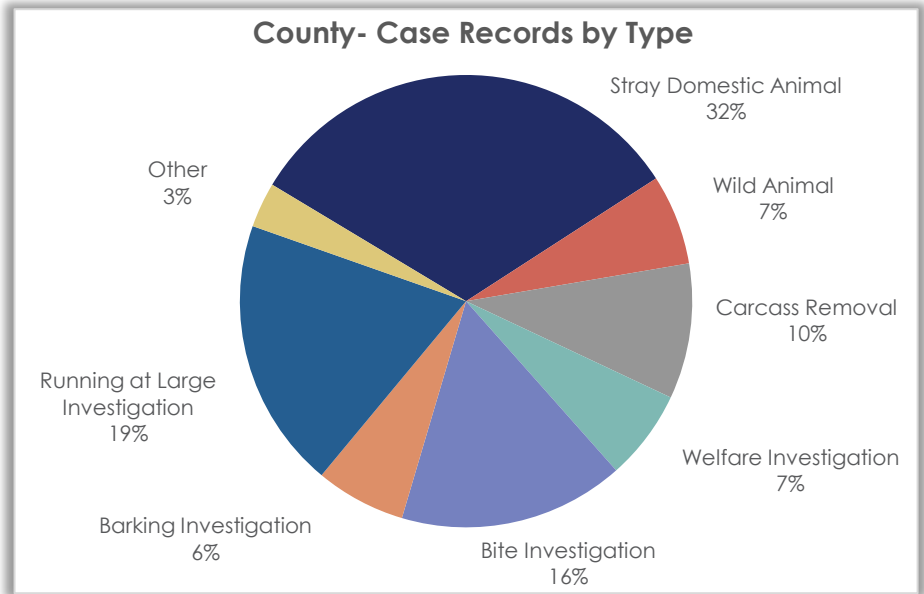
### Case Records by Type: Rockford vs. Total Comparison



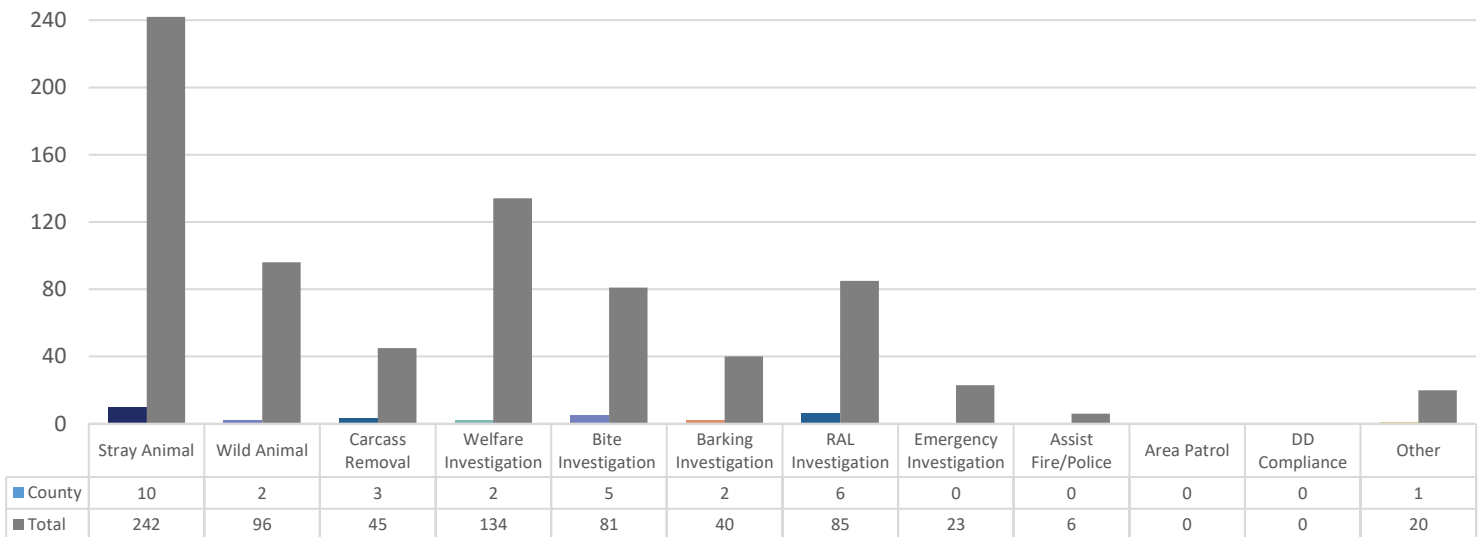
## Monthly Operations Report – Aug. 2023

### Case Records for the County by Case Record Type

Case Record Types	Aug. 2023
Stray Domestic Animal	10
Wild Animal	2
Carcass Removal	3
Welfare Investigation	2
Bite Investigation	5
Barking Investigation	2
Running at Large Investigation	6
Emergency Investigation	0
Assist Fire/Police Dept.	0
Area Patrol	0
Dangerous Dog Compliance	0
Other	1
	<b>31</b>



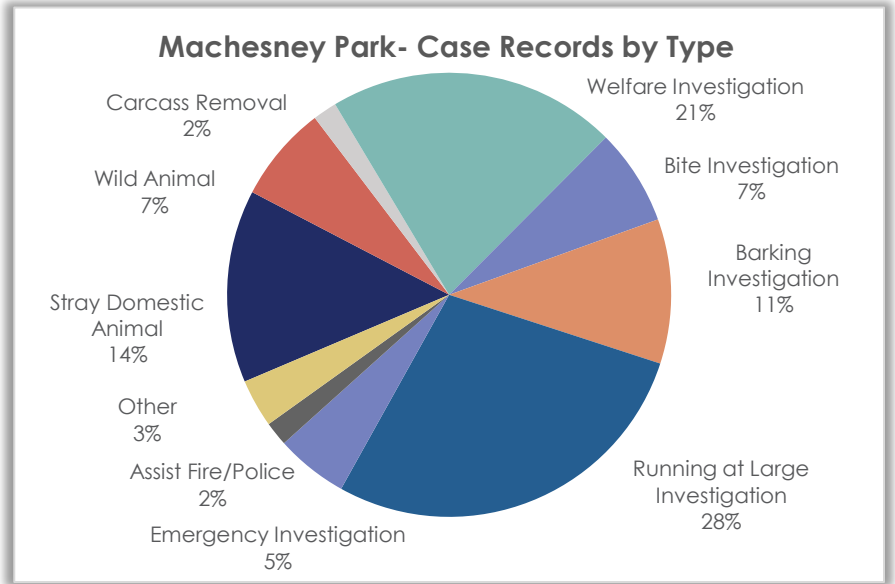
### Case Records by Type: Comparison- County vs. Total



## Monthly Operations Report – Aug. 2023

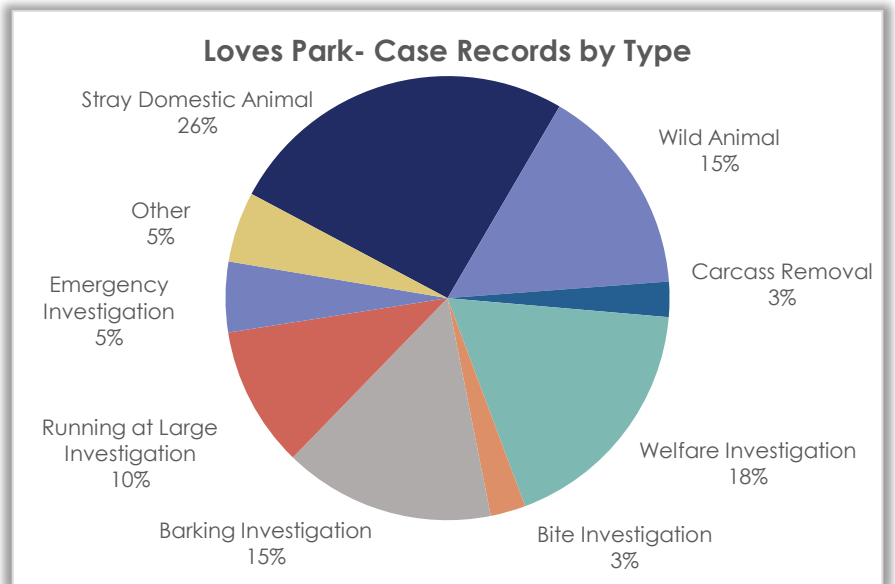
### Case Records for Machesney Park by Case Record Type

Case Record Types	Aug. 2023
Stray Domestic Animal	8
Wild Animal	4
Carcass Removal	1
Welfare Investigation	12
Bite Investigation	4
Barking Investigation	6
Running at Large Investigation	16
Emergency Investigation	3
Assist Fire/Police Dept.	1
Area Patrol	0
DD Compliance	0
Other	2
	<b>57</b>



### Case Records for Loves Park by Case Record Type

Case Record Types	Aug. 2023
Stray Domestic Animal	10
Wild Animal	6
Carcass Removal	1
Welfare Investigation	7
Bite Investigation	1
Barking Investigation	6
Running at Large Investigation	4
Emergency Investigation	2
Assist Fire/Police Dept.	0
Area Patrol	0
DD Compliance	0
Other	2
	<b>39</b>

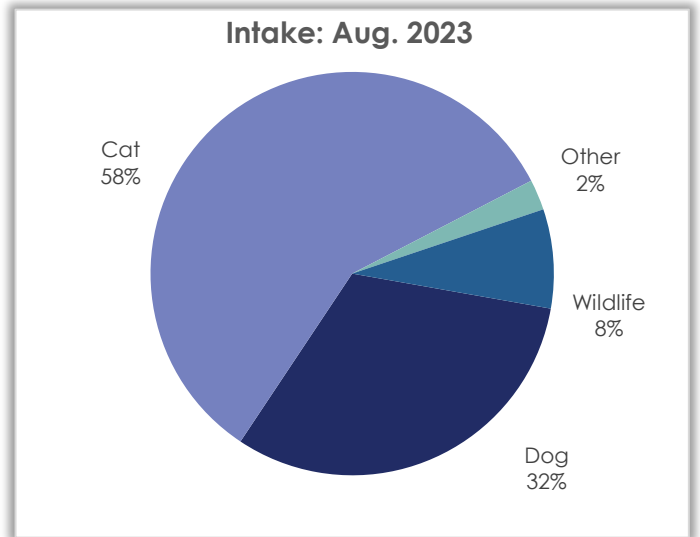


## Monthly Operations Report – Aug. 2023

### Intake Statistics – Aug. 2023

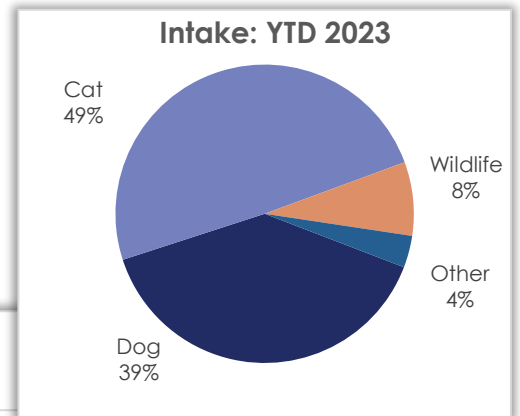
#### Intake by Species – Month/Year Comparison

Species	Aug. 2023	Aug. 2022	Aug. 2021
Dog	167	190	176
Cat	307	298	255
Domestic Rabbit	1	2	13
Chicken	7	0	1
Guinea Pig	3	0	0
Lizard	1	0	0
Fish	1	0	0
Snake	0	0	1
Ferret	0	0	2
Turtle	0	0	1
Goose/Duck	0	0	19
Domestic Bird	0	0	1
Wildlife	42	99	41
<b>Total</b>	<b>529</b>	<b>589</b>	<b>510</b>

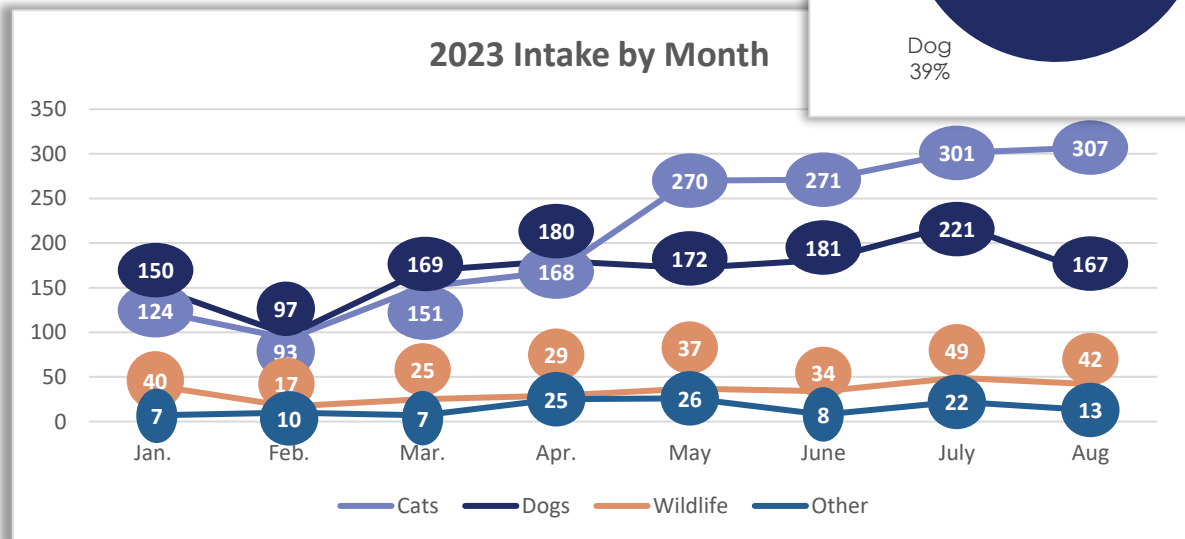


#### Intake by Species – YTD/Year Comparison

Species	YTD 2023	YTD 2022	YTD 2021
Dog	1,337	1,247	1,124
Cat	1,685	1,539	1,577
Wildlife	273	473	231
Other	118	105	161
<b>Total</b>	<b>3,413</b>	<b>3,364</b>	<b>3,093</b>



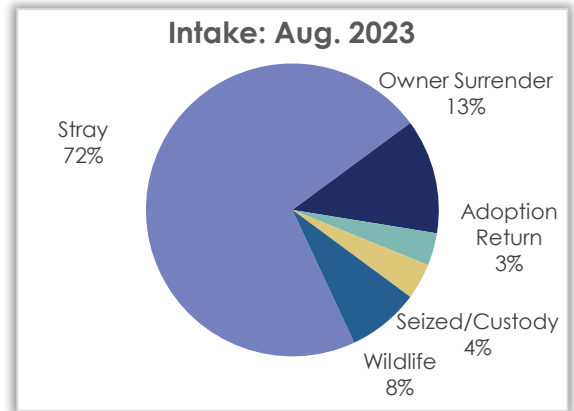
#### 2023 Intake by Month



## Monthly Operations Report – Aug. 2023

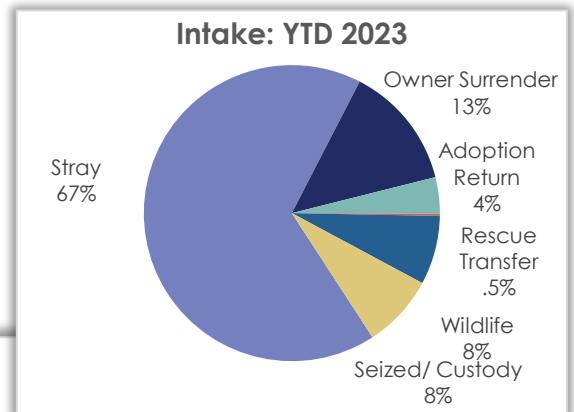
### Intake by Type – Month/Year Comparison

Intake Type	Aug. 2023	Aug. 2022	Aug. 2021
Stray	380	377	323
Owner Surrender	67	56	65
Adoption Return	19	16	16
Rescue Transfer	0	2	25
Seized/Custody	21	39	42
Wildlife	42	99	39
<b>Total</b>	<b>529</b>	<b>589</b>	<b>510</b>

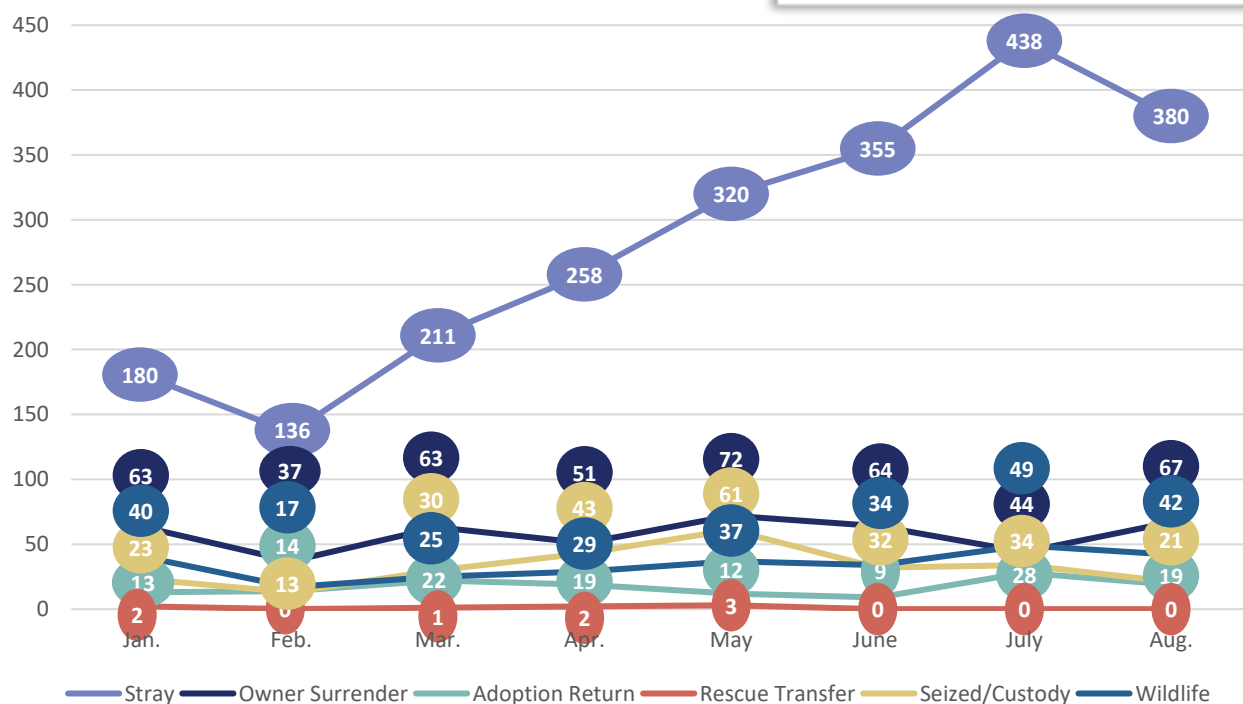


### Intake by Type – YTD/Year Comparison

Intake Type	YTD 2023	YTD 2022	YTD 2021
Stray	2,278	2,026	1,861
Owner Surrender	461	440	605
Adoption Return	136	142	113
Rescue Transfer	8	45	113
Seized/Custody	257	238	231
Wildlife	273	473	170
<b>Total</b>	<b>3,413</b>	<b>3,364</b>	<b>3,093</b>



### 2023 Intake Type by Month



## Monthly Operations Report – Aug. 2023

### Stray Intake

#### Stray Intake by Species – Month/Year Comparison

Species	Aug. 2023	Aug. 2022	Aug. 2021
Dog	122	128	107
Cat	250	247	184
Other/Wildlife	8	2	32
<b>Total</b>	<b>380</b>	<b>377</b>	<b>323</b>

### Owner Surrender

#### Owner Surrender by Species – Month/Year Comparison

Species	Aug. 2023	Aug. 2022	Aug. 2021
Dog	19	19	34
Cat	44	37	26
Other	4	0	5
<b>Total</b>	<b>67</b>	<b>56</b>	<b>65</b>

### Adoption Return

#### Adoption Returns by Species – Month/Year Comparison

Species	Aug. 2023	Aug. 2022	Aug. 2021
Dog	7	12	9
Cat	12	4	7
Other	0	0	0
<b>Total</b>	<b>19</b>	<b>16</b>	<b>16</b>

### Seized/Custody

#### Seized/Custody by Species – Month/Year Comparison

Species	Aug. 2023	Aug. 2022	Aug. 2021
Dog	19	29	26
Cat	1	10	13
Other	1	0	3
<b>Total</b>	<b>21</b>	<b>39</b>	<b>42</b>





## Monthly Operations Report – Aug. 2023

### Outcome Statistics – Aug. 2023

#### Return to Owner

##### Return to Owner by Species – Month/Year Comparison

Species	Aug. 2023	Aug. 2022	Aug. 2021
Dog	49	86	83
Cat	5	8	9
Other	0	0	19
<b>Total</b>	<b>54</b>	<b>94</b>	<b>111</b>

##### Return to Owner by Species – YTD/Year Comparison

Species	YTD 2023	YTD 2022	YTD 2021
Dog	471	489	485
Cat	47	48	37
Other	15	20	19
<b>Total</b>	<b>533</b>	<b>557</b>	<b>541</b>

#### TNR and RTF

##### Trap-Neuter-Return and Return-to-Field Outcomes by Month

	Jan.	Feb.	Mar.	Apr.	May	June	July	Aug.	
<b>TNR</b>	0	0	0	0	0	0	0	0	0
<b>RTF</b>	1	1	4	6	5	7	4	0	28
	<b>1</b>	<b>1</b>	<b>4</b>	<b>6</b>	<b>5</b>	<b>7</b>	<b>4</b>	<b>0</b>	

#### Wildlife

##### Wildlife Rehabilitation Month/Year and Year Comparisons

###### Aug. 2023

Aug. 2023	Aug. 2022	Aug. 2021
7	8	12

###### YTD 2023

YTD 2023	YTD 2022	YTD 2021
60	92	78

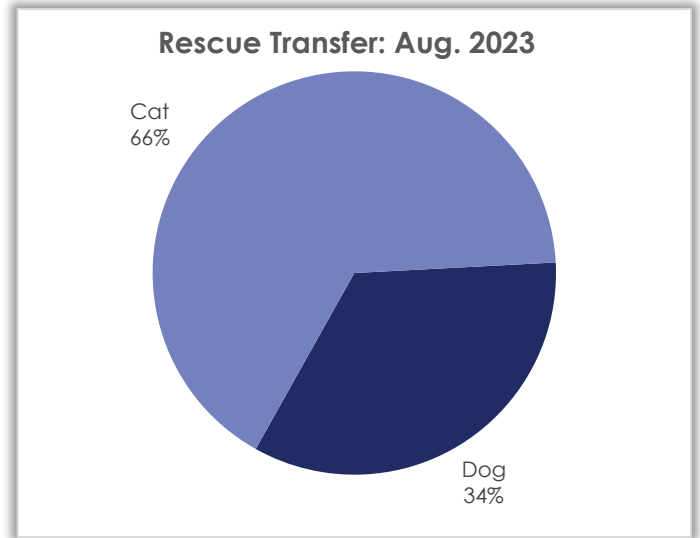


## Monthly Operations Report – Aug. 2023

### Rescue Transfer

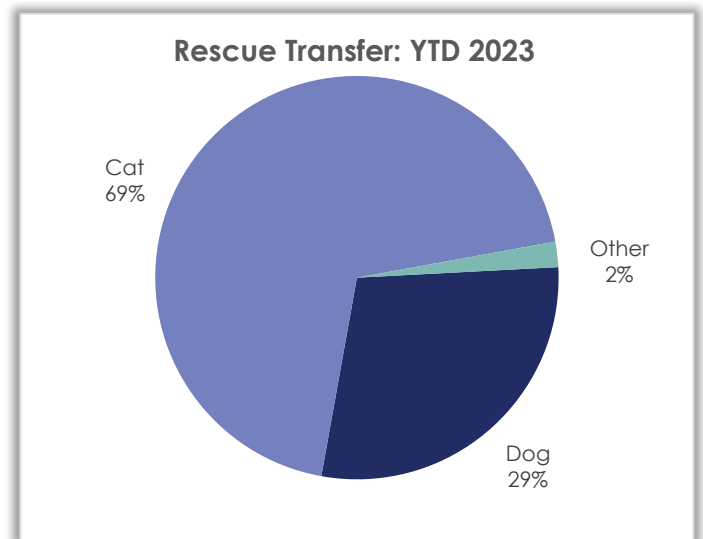
#### Rescue Transfer by Species – Month/Year Comparison

Species	Aug. 2023	Aug. 2022	Aug. 2021
Dog	18	9	10
Cat	35	31	23
Domestic Rabbit	0	0	3
Turtle	0	0	1
Snake	0	0	1
<b>Total</b>	<b>53</b>	<b>40</b>	<b>38</b>



#### Rescue Transfer by Species – YTD/Year Comparison

Species	YTD 2023	YTD 2022	YTD 2021
Dog	141	64	53
Cat	341	115	91
Other	10	5	24
<b>Total</b>	<b>492</b>	<b>184</b>	<b>168</b>

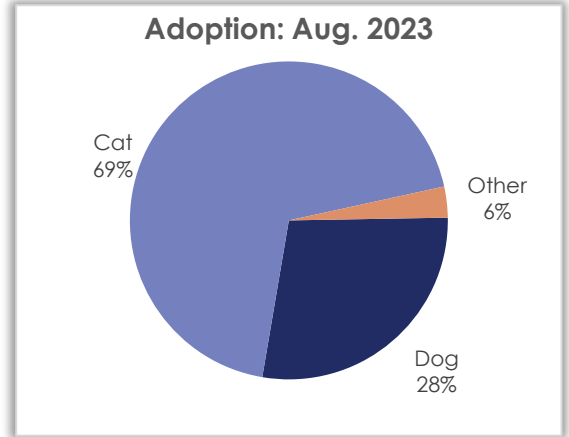


## Monthly Operations Report – Aug. 2023

### Adoption

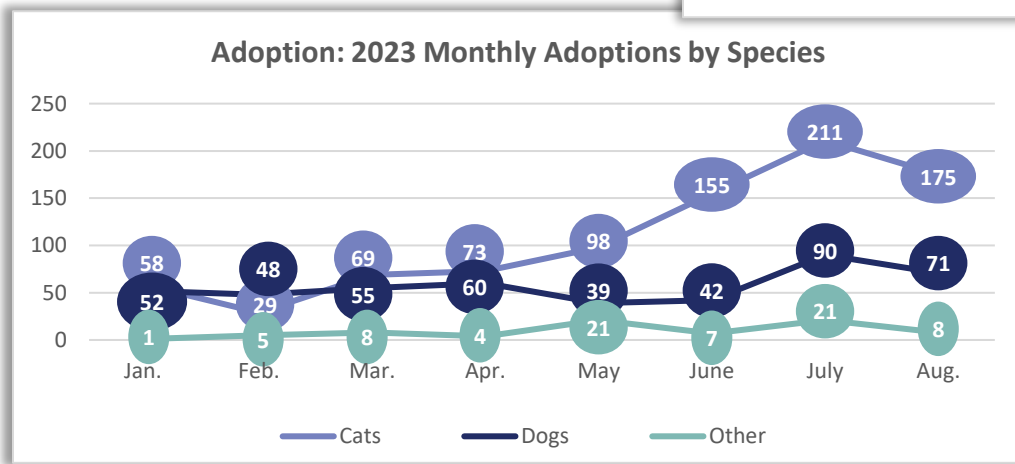
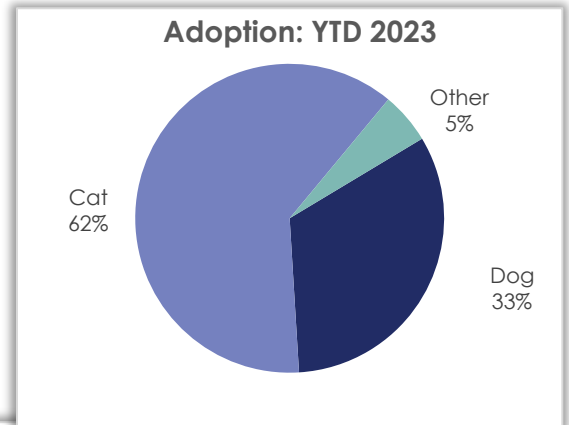
#### Adoption by Species – Month/Year Comparison

Species	Aug. 2023	Aug. 2022	Aug. 2021
Dog	71	76	56
Cat	175	164	190
Chicken	1	0	1
Domestic Rabbit	3	5	3
Guinea Pig	3	3	0
Ferret	0	0	2
Lizard	1	0	0
Turtle	0	1	0
Domestic Bird	0	0	2
<b>Total</b>	<b>254</b>	<b>249</b>	<b>254</b>



#### Adoption by Species – YTD/Year Comparison

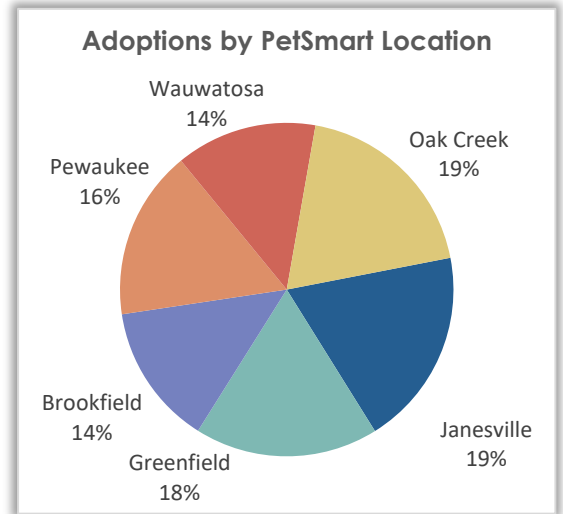
Species	YTD 2023	YTD 2022	YTD 2021
Dog	457	515	397
Cat	868	979	1,071
Other	75	72	103
<b>Total</b>	<b>1,400</b>	<b>1,566</b>	<b>1,571</b>



## Monthly Operations Report – Aug. 2023

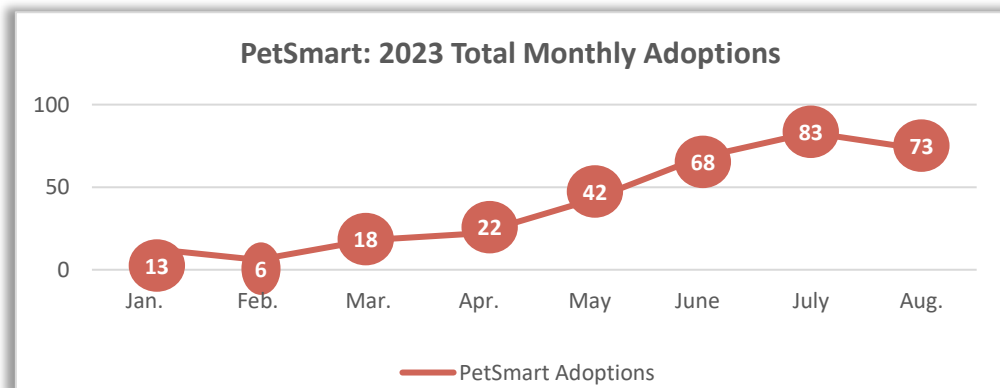
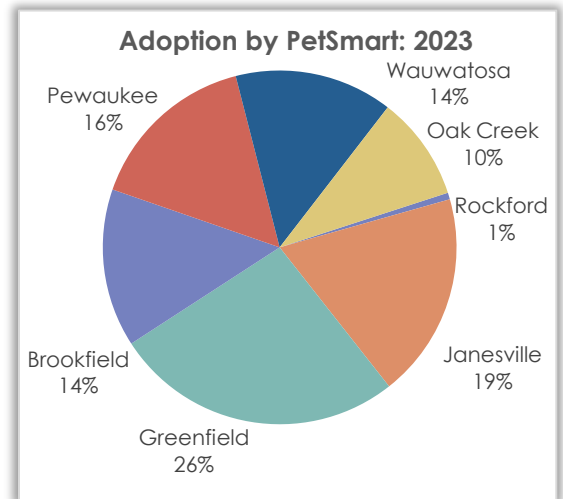
### Off-site Adoptions by PetSmart Location – Month/Year Comparison

PetSmart Location	Aug. 2023	Aug. 2022	Aug. 2021
Machesney Park	0	7	6
Rockford	0	10	0
Janesville	14	10	27
Greenfield	13	12	33
Brookfield	10	8	11
Pewaukee	12	3	8
Wauwatosa	10	14	-
Oak Creek	14	-	-
<b>Total</b>	<b>73</b>	<b>64</b>	<b>85</b>



### Off-site Adoptions by PetSmart Location – YTD/Year Comparison

PetSmart Location	YTD 2023	YTD 2022	YTD 2021
Machesney Park	0	34	33
Rockford	2	14	0
Janesville	61	72	115
Greenfield	86	97	125
Brookfield	47	64	92
Pewaukee	51	25	33
Wauwatosa	47	73	-
Oak Creek	31	-	-
<b>Total</b>	<b>325</b>	<b>379</b>	<b>398</b>

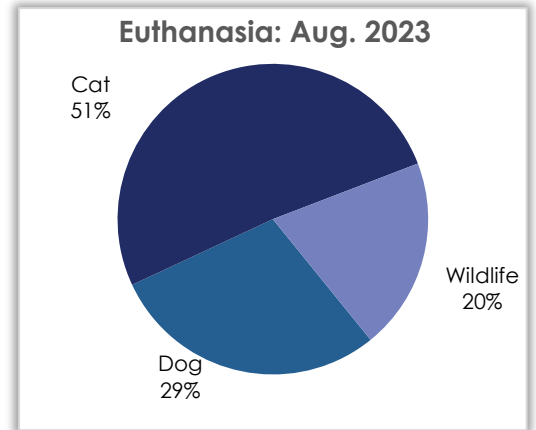


## Monthly Operations Report – Aug. 2023

### Euthanasia

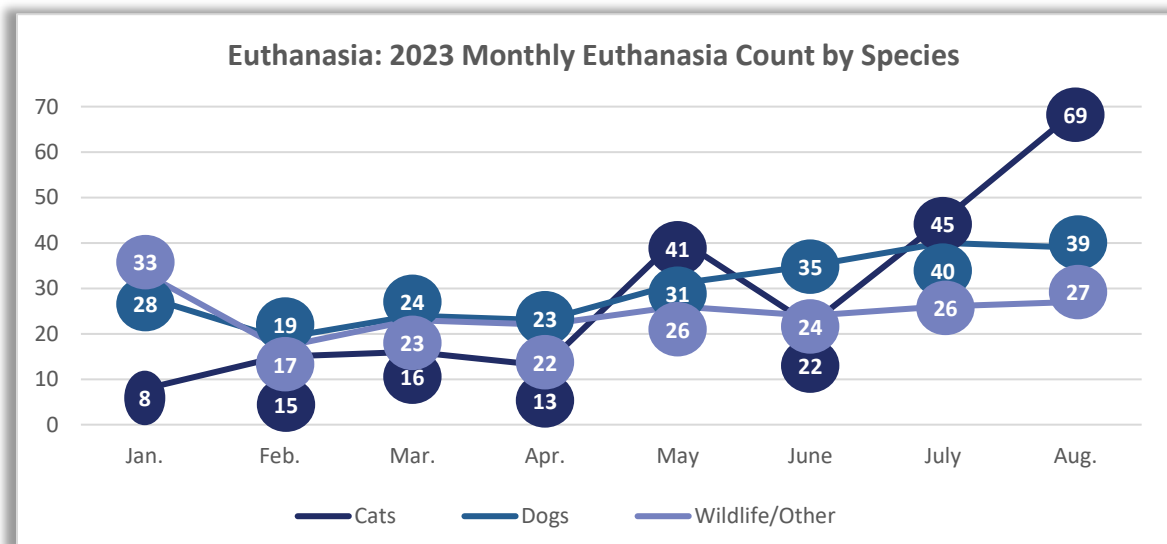
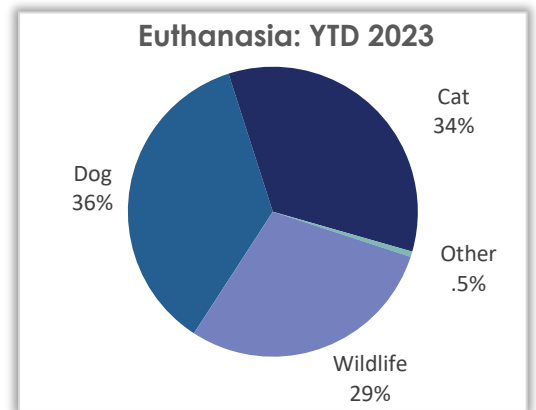
Euthanasia by Species – Month/Year Comparison

Species	Aug. 2023	Aug. 2022	Aug. 2021
Dog	39	28	15
Cat	69	38	21
Other	0	0	1
Wildlife	27	87	26
<b>Total</b>	<b>135</b>	<b>153</b>	<b>63</b>



Euthanasia by Species – YTD/Year Comparison

Species	YTD 2023	YTD 2022	YTD 2021
Dog	239	147	110
Cat	229	158	156
Other	4	2	2
Wildlife	194	357	145
<b>Total</b>	<b>666</b>	<b>664</b>	<b>413</b>



## Monthly Operations Report – Aug. 2023

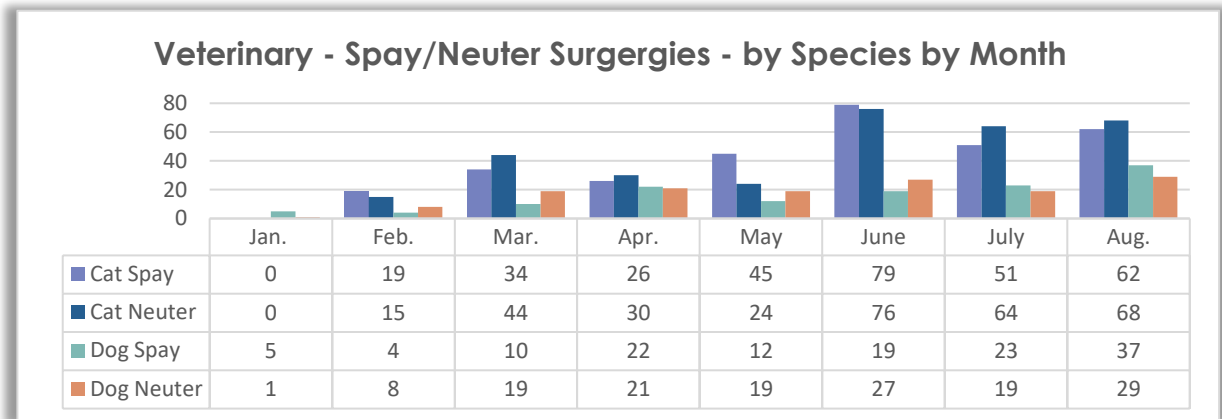
### Veterinary Operations – Aug. 2023

#### Spay/Neuter Surgeries – Aug. Totals

	Dog	Cat	
Spay	37	62	<b>99</b>
Neuter	29	68	<b>97</b>
<b>Total</b>	<b>66</b>	<b>130</b>	<b>196</b>

#### Spay/Neuter Surgeries – YTD Totals

	Dog	Cat	
Spay	132	316	<b>448</b>
Neuter	143	321	<b>464</b>
<b>Total</b>	<b>275</b>	<b>637</b>	<b>912</b>



### Veterinary – Other Procedures - 2023 by Month

Procedure	Jan	Feb	Mar	Apr	May	June	July	Aug	
Entropion	0	0	0	0	0	0	0	0	<b>0</b>
Repair Incision	0	0	0	0	1	0	0	0	<b>1</b>
Repair Umbilical Hernia	0	0	0	0	2	2	2	2	<b>8</b>
Remove Growth	1	0	0	0	1	3	1	3	<b>9</b>
Treat/Close Wound	0	0	0	1	0	0	0	0	<b>1</b>
Enucleation	0	0	0	0	0	1	0	0	<b>1</b>
Tail Amputation	1	1	0	1	2	0	0	0	<b>5</b>
Cystotomy	0	0	1	0	0	0	0	0	<b>1</b>
Ear Flap Amputation	0	0	0	0	0	0	0	0	<b>0</b>
	<b>2</b>	<b>1</b>	<b>1</b>	<b>2</b>	<b>6</b>	<b>6</b>	<b>3</b>	<b>5</b>	<b>26</b>

