

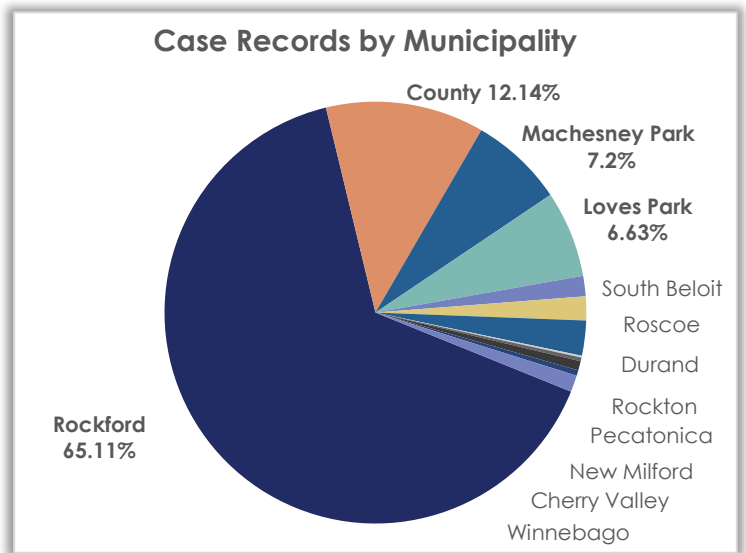
Monthly Operations Report – Sept. 2023

Field Services Case Records – Sept. 2023

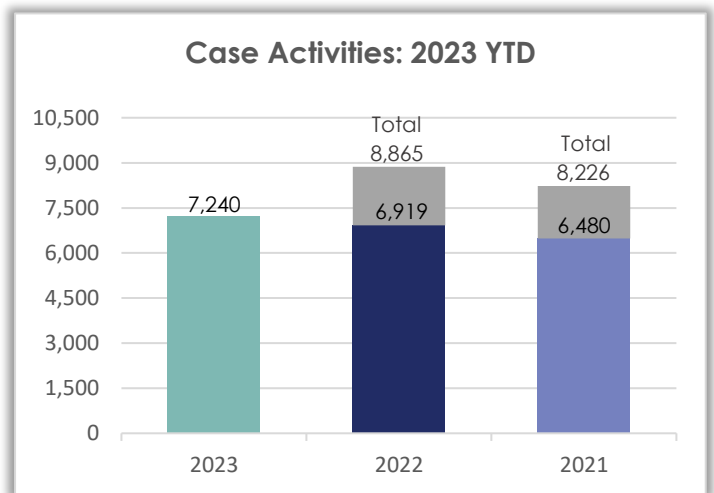
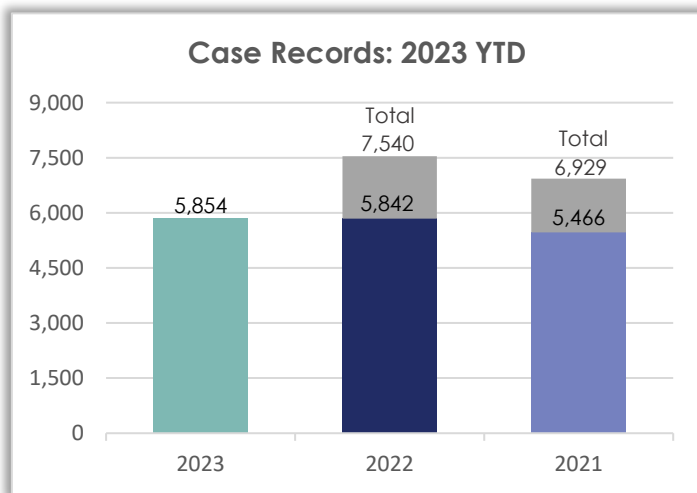
PLEASE NOTE: WCAS transitioned to a new data management system at the beginning of April 2021. Due to this transition, the way in which field services-related incidents are tallied has changed. Beginning April of 2021, these totals reflect one case record per call/reported incident. (A case record is comprised of all activities completed by staff in relation to an incident.) Previously, the totals presented in this portion of the report were a tally of all individual activities that had been completed.

Case Records by Municipality – Month/Year Comparison

Municipality	Sept. 2023	Sept. 2022	Sept. 2021
Rockford	461	580	424
County	86	42	44
Machesney Park	51	35	27
Loves Park	47	38	33
Rockton	11	7	11
Roscoe	13	6	9
South Beloit	19	12	16
Durand	1	2	3
Pecatonica	2	6	6
Winnebago	5	4	3
New Milford	3	1	0
Cherry Valley	9	2	1
Boone County	0	0	0
Other	0	0	0
Total	708	735	577



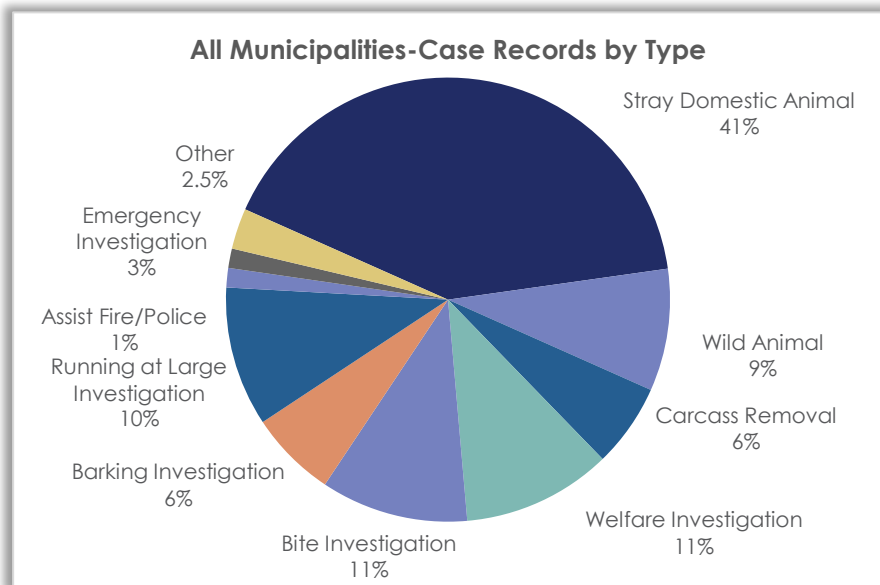
All Municipalities – Case Records & Activities: YTD/Year Comparison



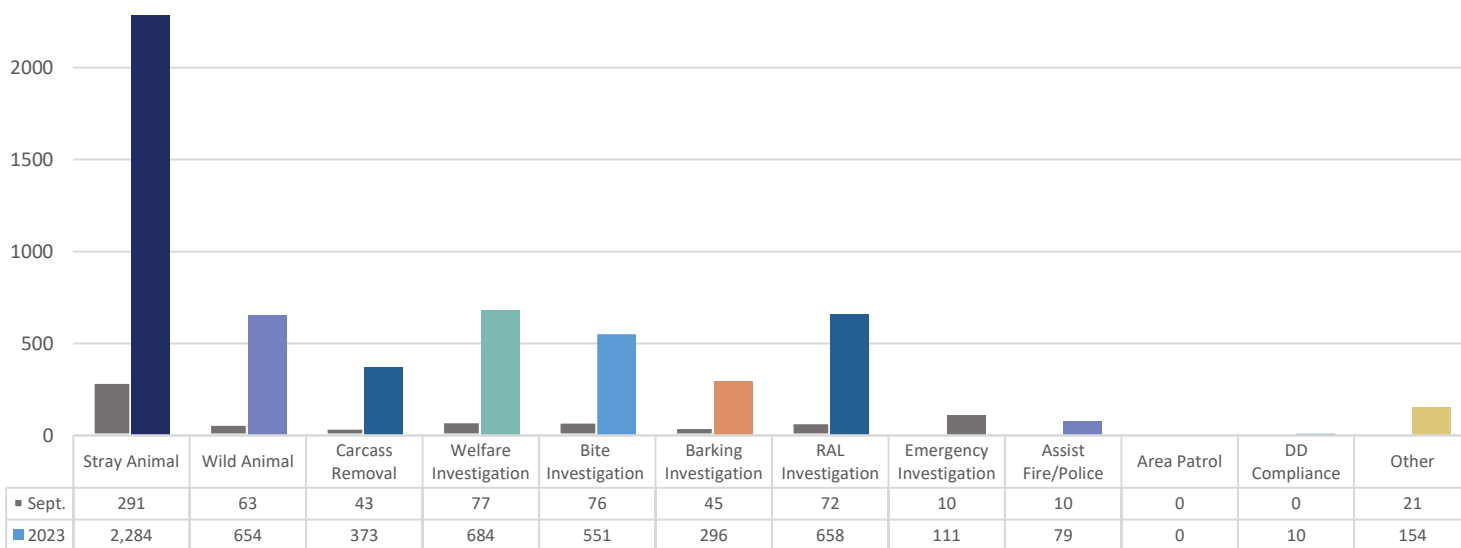
Monthly Operations Report – Sept. 2023

Case Records for All Municipalities by Case Record Type

Case Record Types	Sept. 2023
Stray Domestic Animal	291
Wild Animal	63
Carcass Removal	43
Welfare Investigation	77
Bite Investigation	76
Barking Investigation	45
Running at Large Investigation	72
Emergency Investigation	10
Assist Fire/Police Dept.	10
Area Patrol	0
Dangerous Dog Compliance	0
Other	21
	708



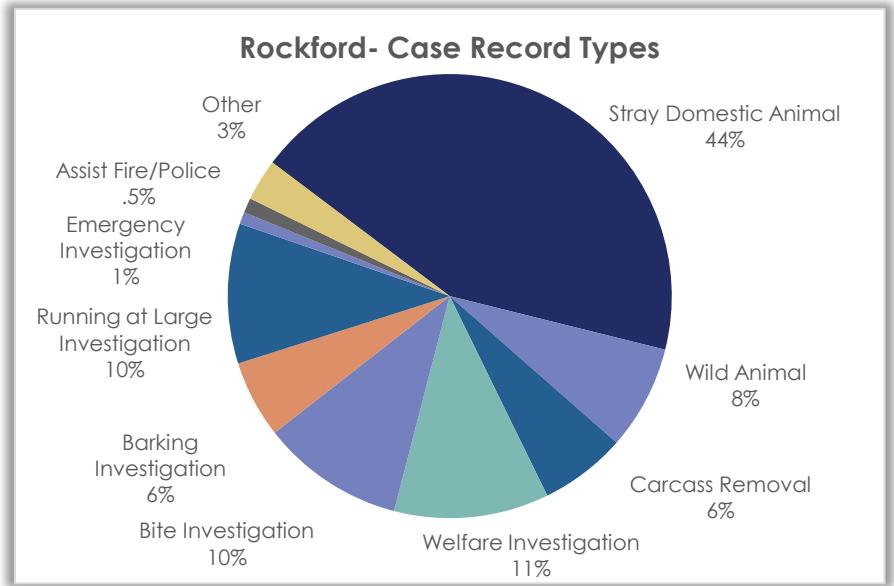
Case Records by Type: Month/Year Comparison



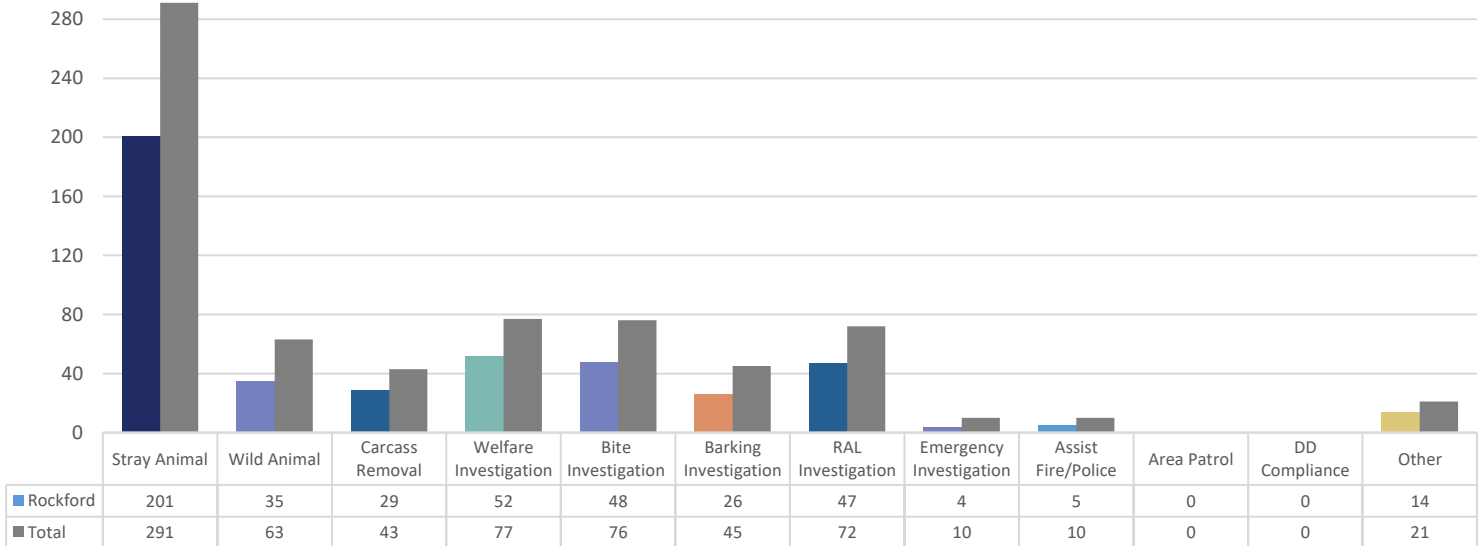
Monthly Operations Report – Sept. 2023

Case Records for Rockford by Case Record Type

Case Record Types	Sept. 2023
Stray Domestic Animal	201
Wild Animal	35
Carcass Removal	29
Welfare Investigation	52
Bite Investigation	48
Barking Investigation	26
Running at Large Investigation	47
Emergency Investigation	4
Assist Fire/Police Dept.	5
Area Patrol	0
Dangerous Dog Compliance	0
Other	14
	461



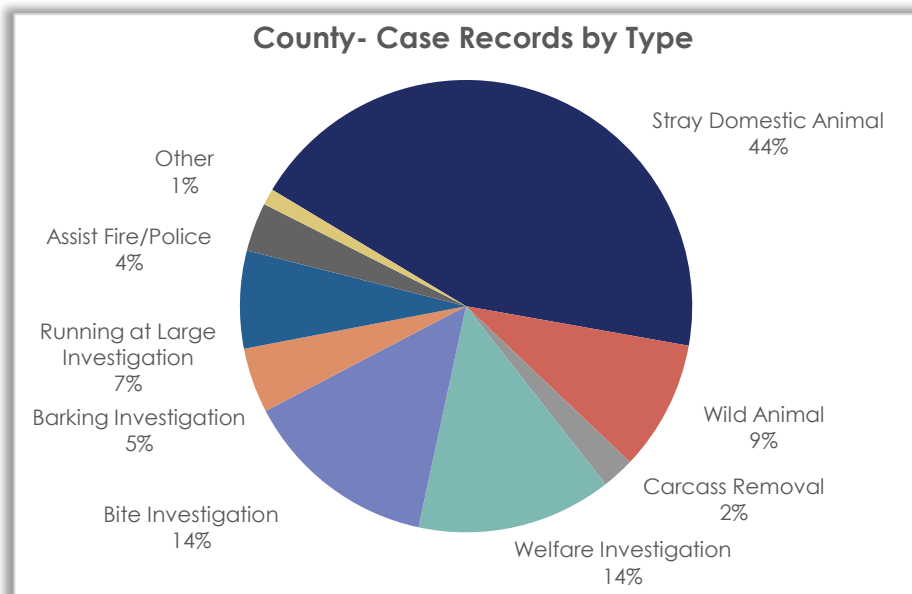
Case Records by Type: Rockford vs. Total Comparison



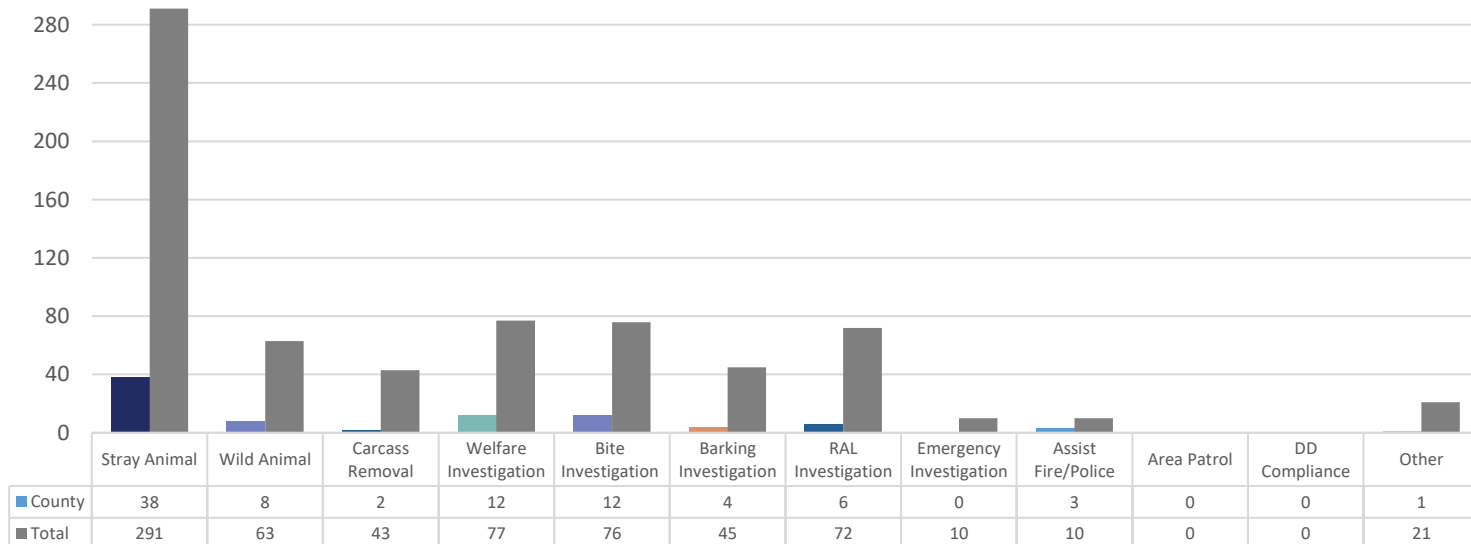
Monthly Operations Report – Sept. 2023

Case Records for the County by Case Record Type

Case Record Types	Sept. 2023
Stray Domestic Animal	38
Wild Animal	8
Carcass Removal	2
Welfare Investigation	12
Bite Investigation	12
Barking Investigation	4
Running at Large Investigation	6
Emergency Investigation	0
Assist Fire/Police Dept.	3
Area Patrol	0
Dangerous Dog Compliance	0
Other	1
	86



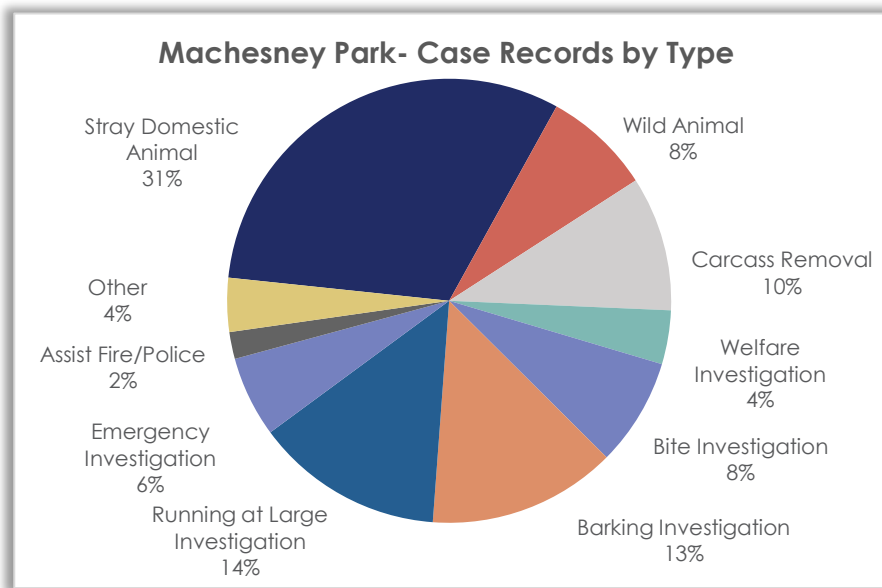
Case Records by Type: Comparison- County vs. Total



Monthly Operations Report – Sept. 2023

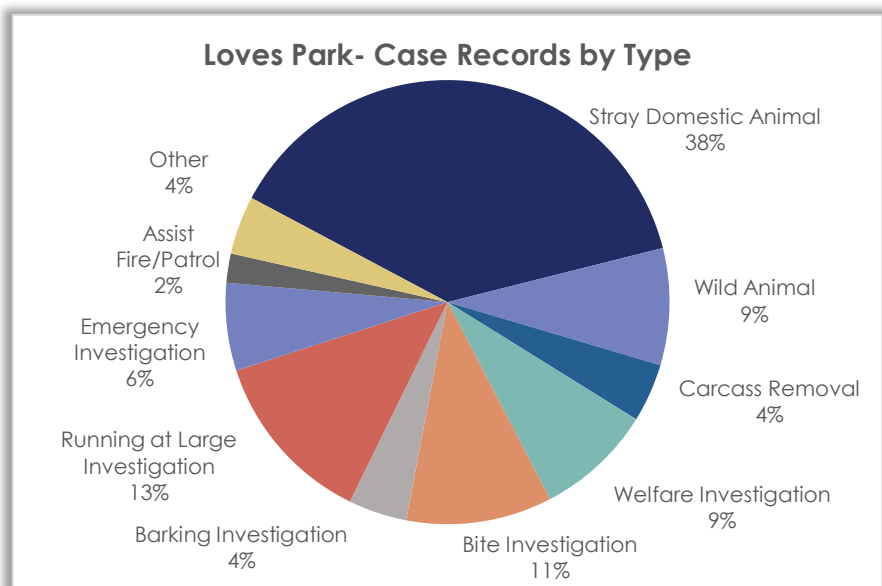
Case Records for Machesney Park by Case Record Type

Case Record Types	Sept. 2023
Stray Domestic Animal	16
Wild Animal	4
Carcass Removal	5
Welfare Investigation	2
Bite Investigation	4
Barking Investigation	7
Running at Large Investigation	7
Emergency Investigation	3
Assist Fire/Police Dept.	1
Area Patrol	0
DD Compliance	0
Other	2
	51



Case Records for Loves Park by Case Record Type

Case Record Types	Sept. 2023
Stray Domestic Animal	18
Wild Animal	4
Carcass Removal	2
Welfare Investigation	4
Bite Investigation	5
Barking Investigation	2
Running at Large Investigation	6
Emergency Investigation	3
Assist Fire/Police Dept.	1
Area Patrol	0
DD Compliance	0
Other	2
	47

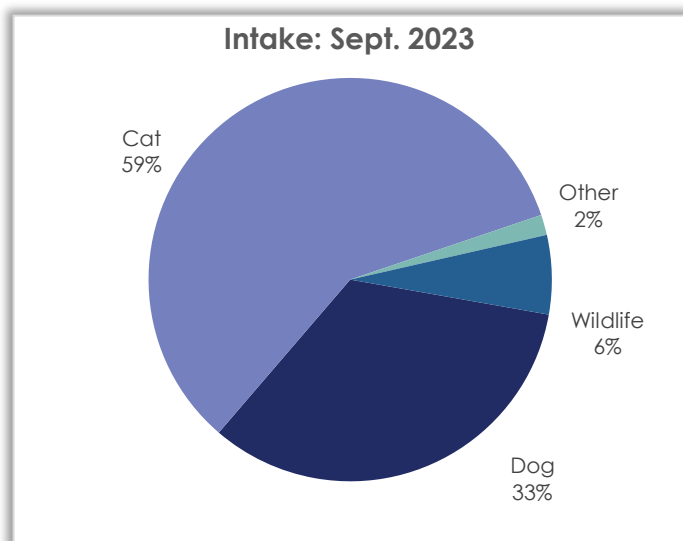


Monthly Operations Report – Sept. 2023

Intake Statistics – Sept. 2023

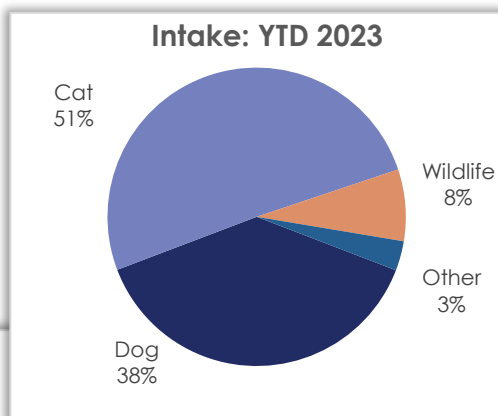
Intake by Species – Month/Year Comparison

Species	Sept. 2023	Sept. 2022	Sept. 2021
Dog	185	167	150
Cat	323	310	232
Domestic Rabbit	3	2	3
Chicken	0	1	5
Guinea Pig	4	2	2
Turtle	1	0	0
Hermit Crab	1	0	0
Chinchilla	0	2	0
Domestic Bird	0	3	0
Gerbil	0	0	2
Wildlife	35	123	24
Total	552	610	418

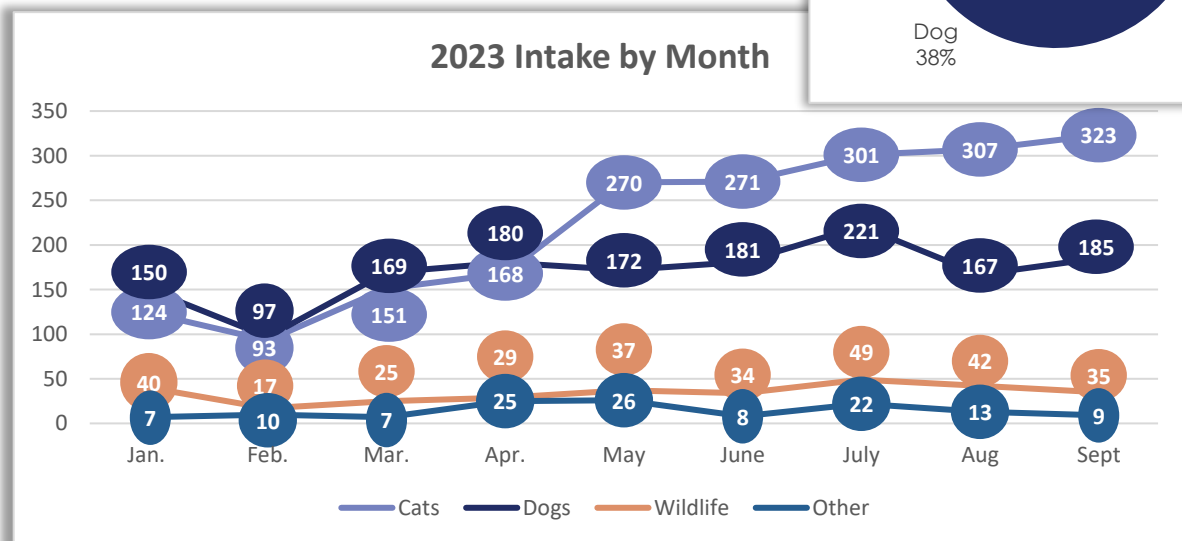


Intake by Species – YTD/Year Comparison

Species	YTD 2023	YTD 2022	YTD 2021
Dog	1,522	1,414	1,274
Cat	2,008	1,849	1,809
Wildlife	308	596	255
Other	127	115	173
Total	3,965	3,974	3,511



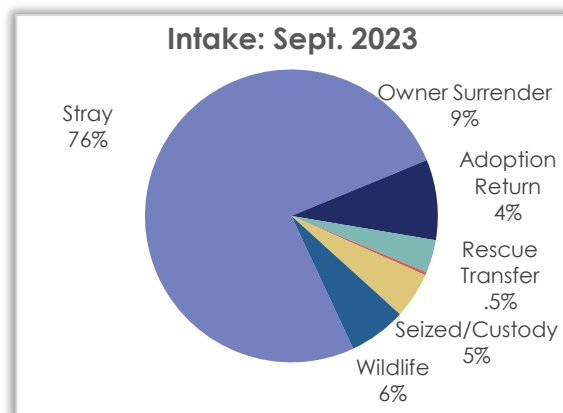
2023 Intake by Month



Monthly Operations Report – Sept. 2023

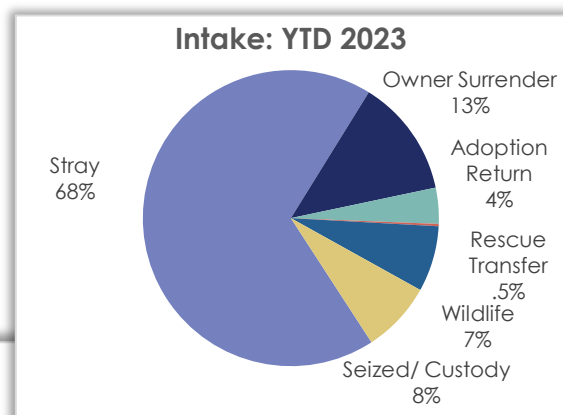
Intake by Type – Month/Year Comparison

Intake Type	Sept. 2023	Sept. 2022	Sept. 2021
Stray	418	384	297
Owner Surrender	49	47	43
Adoption Return	20	27	14
Rescue Transfer	2	0	17
Seized/Custody	28	29	23
Wildlife	35	123	24
Total	552	610	418

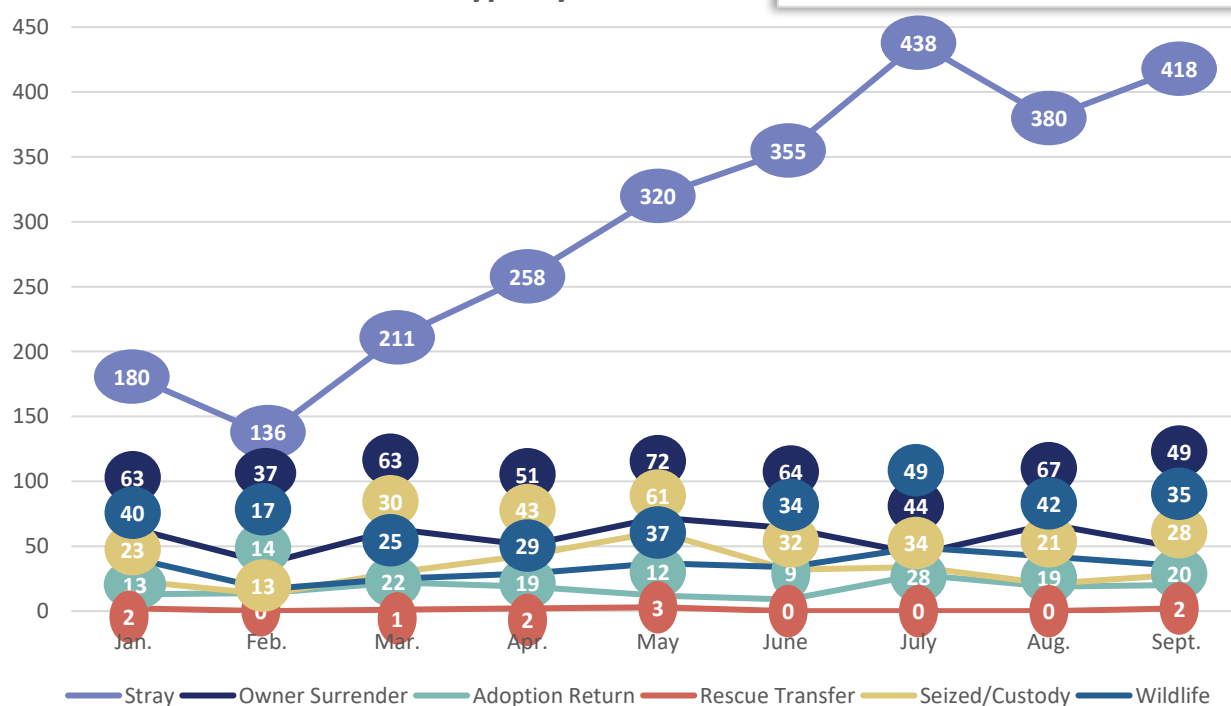


Intake by Type – YTD/Year Comparison

Intake Type	YTD 2023	YTD 2022	YTD 2021
Stray	2,696	2,410	2,158
Owner Surrender	510	487	648
Adoption Return	156	169	127
Rescue Transfer	10	45	130
Seized/Custody	285	267	254
Wildlife	308	596	194
Total	3,965	3,974	3,511



2023 Intake Type by Month



Monthly Operations Report – Sept. 2023

Stray Intake

Stray Intake by Species – Month/Year Comparison

Species	Sept. 2023	Sept. 2022	Sept. 2021
Dog	128	110	101
Cat	286	269	189
Other/Wildlife	4	6	7
Total	418	385	297

Owner Surrender

Owner Surrender by Species – Month/Year Comparison

Species	Sept. 2023	Sept. 2022	Sept. 2021
Dog	25	18	18
Cat	19	24	21
Other	5	5	4
Total	49	47	43

Adoption Return

Adoption Returns by Species – Month/Year Comparison

Species	Sept. 2023	Sept. 2022	Sept. 2021
Dog	12	17	10
Cat	8	10	3
Other	0	0	1
Total	20	27	14

Seized/Custody

Seized/Custody by Species – Month/Year Comparison

Species	Sept. 2023	Sept. 2022	Sept. 2021
Dog	20	22	21
Cat	8	7	2
Other	0	0	0
Total	28	29	23



Monthly Operations Report – Sept. 2023

Outcome Statistics – Sept. 2023

Return to Owner

Return to Owner by Species – Month/Year Comparison

Species	Sept. 2023	Sept. 2022	Sept. 2021
Dog	69	52	65
Cat	6	9	8
Other	0	0	0
Total	75	61	73

Return to Owner by Species – YTD/Year Comparison

Species	YTD 2023	YTD 2022	YTD 2021
Dog	540	541	550
Cat	53	57	45
Other	15	20	19
Total	608	618	614

TNR and RTF

Trap-Neuter-Return and Return-to-Field Outcomes by Month

	Jan.	Feb.	Mar.	Apr.	May	June	July	Aug.	Sept.	
TNR	0	0	0	0	0	0	0	0	0	0
RTF	1	1	4	6	5	7	4	0	2	30
	1	1	4	6	5	7	4	0	2	

Wildlife

Wildlife Rehabilitation Month/Year and Year Comparisons

Sept. 2023

Sept. 2023	Sept. 2022	Sept. 2021
12	10	5

YTD 2023

YTD 2023	YTD 2022	YTD 2021
72	102	83

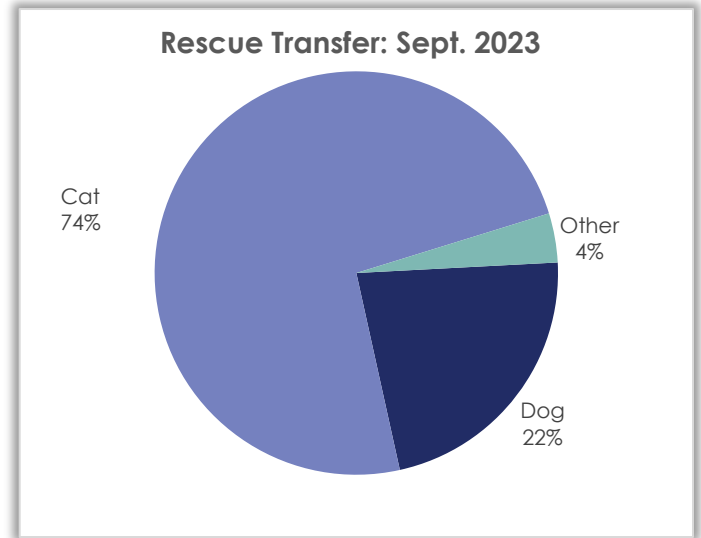


Monthly Operations Report – Sept. 2023

Rescue Transfer

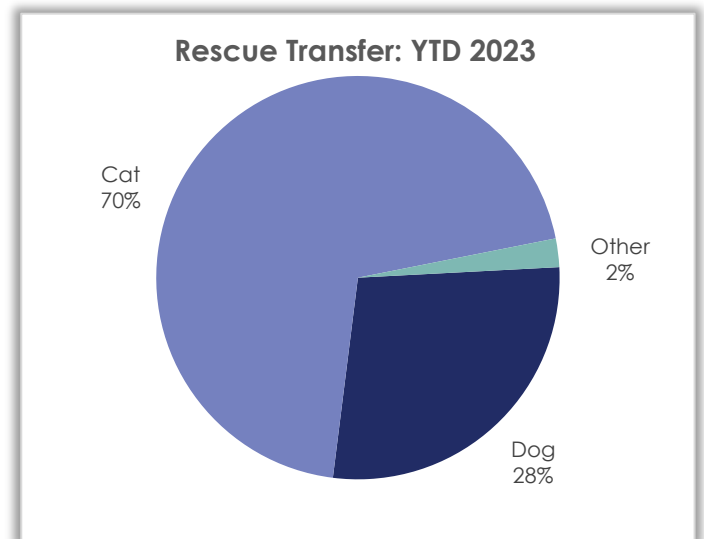
Rescue Transfer by Species – Month/Year Comparison

Species	Sept. 2023	Sept. 2022	Sept. 2021
Dog	17	4	8
Cat	56	34	24
Domestic Rabbit	2	0	1
Turtle	1	0	0
Guinea Pig	0	3	0
Total	76	41	33



Rescue Transfer by Species – YTD/Year Comparison

Species	YTD 2023	YTD 2022	YTD 2021
Dog	158	68	61
Cat	397	149	115
Other	13	8	25
Total	568	225	201

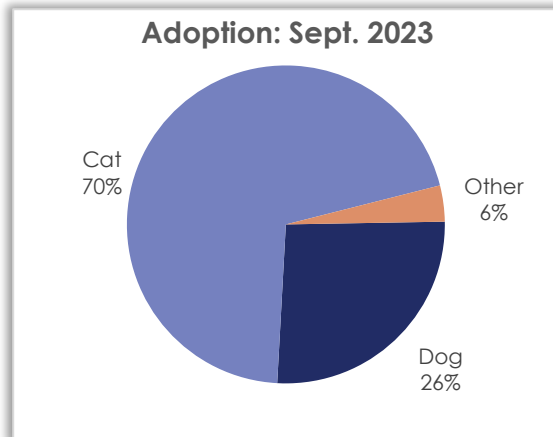


Monthly Operations Report – Sept. 2023

Adoption

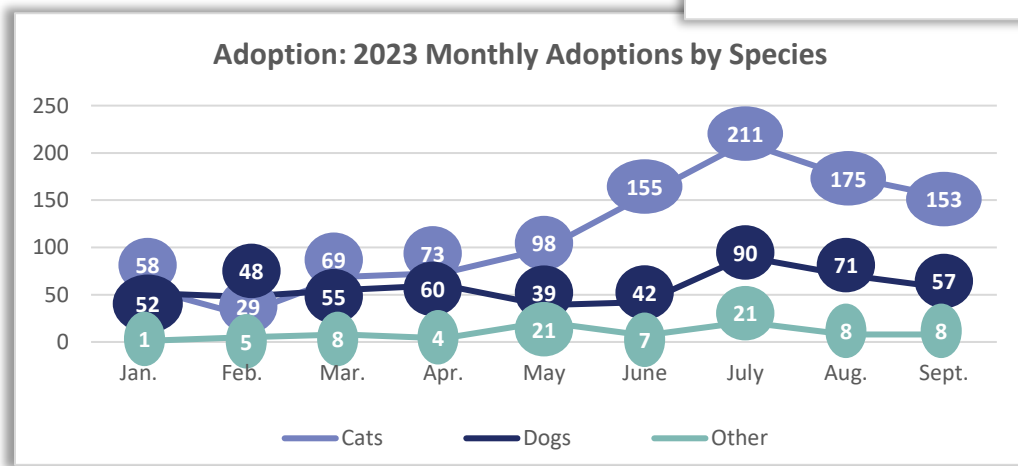
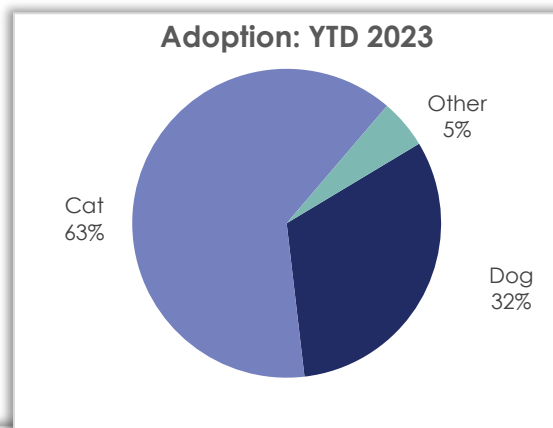
Adoption by Species – Month/Year Comparison

Species	Sept. 2023	Sept. 2022	Sept. 2021
Dog	57	67	63
Cat	153	196	167
Chicken	6	1	4
Domestic Rabbit	0	1	5
Guinea Pig	0	0	1
Hermit Crab	1	0	0
Fish	1	0	0
Chinchilla	0	2	0
Domestic Bird	0	3	0
Total	218	270	240



Adoption by Species – YTD/Year Comparison

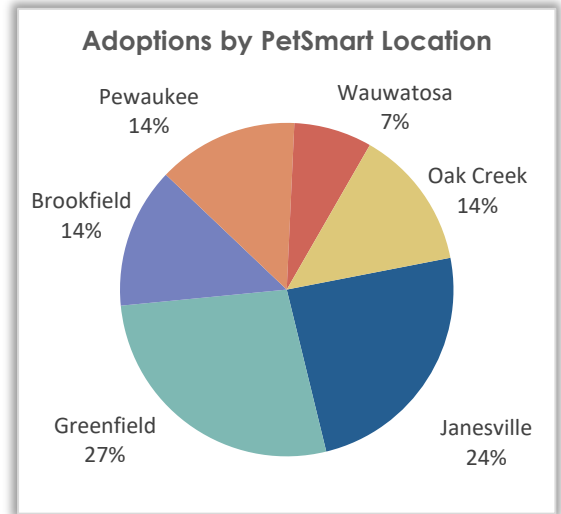
Species	YTD 2023	YTD 2022	YTD 2021
Dog	514	582	460
Cat	1,021	1,175	1,238
Other	83	79	113
Total	1,618	1,836	1,811



Monthly Operations Report – Sept. 2023

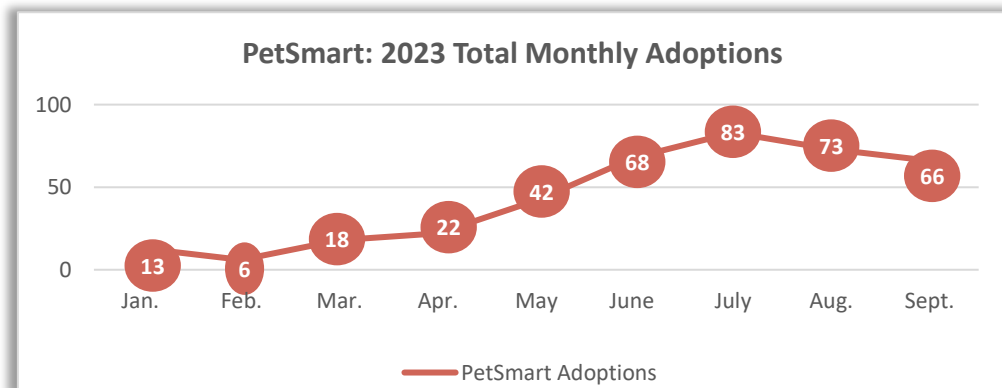
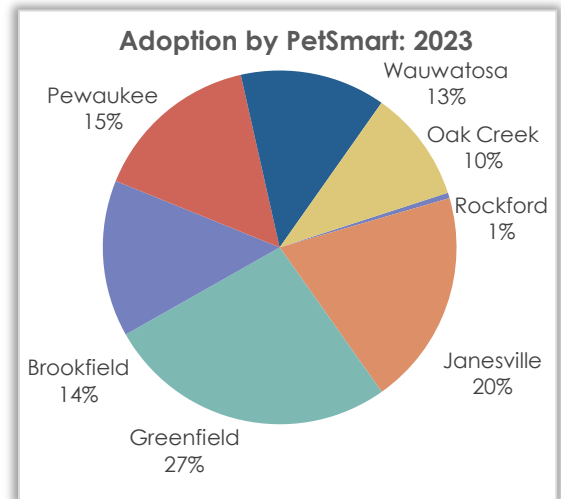
Off-site Adoptions by PetSmart Location – Month/Year Comparison

PetSmart Location	Sept. 2023	Sept. 2022	Sept. 2021
Machesney Park	0	7	6
Rockford	0	10	0
Janesville	16	14	27
Greenfield	18	20	33
Brookfield	9	12	11
Pewaukee	9	9	8
Wauwatosa	5	9	-
Oak Creek	9	-	-
Total	66	81	85



Off-site Adoptions by PetSmart Location – YTD/Year Comparison

PetSmart Location	YTD 2023	YTD 2022	YTD 2021
Machesney Park	0	41	33
Rockford	2	24	0
Janesville	77	86	115
Greenfield	104	117	125
Brookfield	56	76	92
Pewaukee	60	34	33
Wauwatosa	52	82	-
Oak Creek	40	-	-
Total	391	460	398

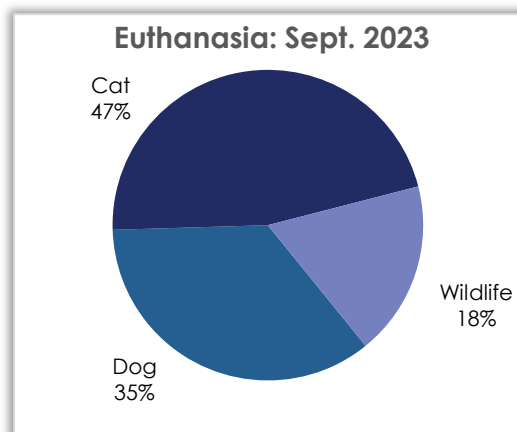


Monthly Operations Report – Sept. 2023

Euthanasia

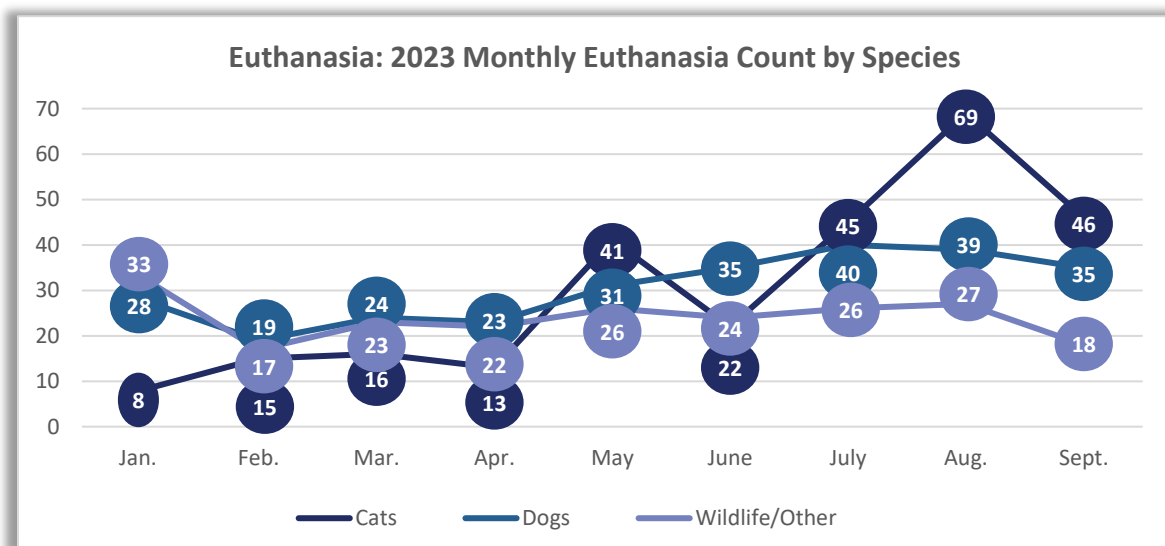
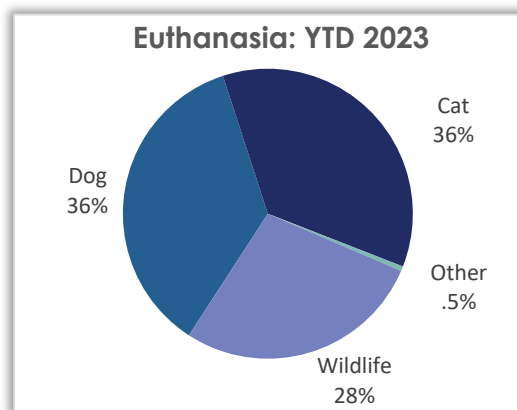
Euthanasia by Species – Month/Year Comparison

Species	Sept. 2023	Sept. 2022	Sept. 2021
Dog	35	18	13
Cat	46	32	15
Other	0	0	0
Wildlife	18	103	17
Total	99	153	45



Euthanasia by Species – YTD/Year Comparison

Species	YTD 2023	YTD 2022	YTD 2021
Dog	274	165	123
Cat	275	190	171
Other	4	2	2
Wildlife	212	460	162
Total	765	817	458



Monthly Operations Report – Sept. 2023

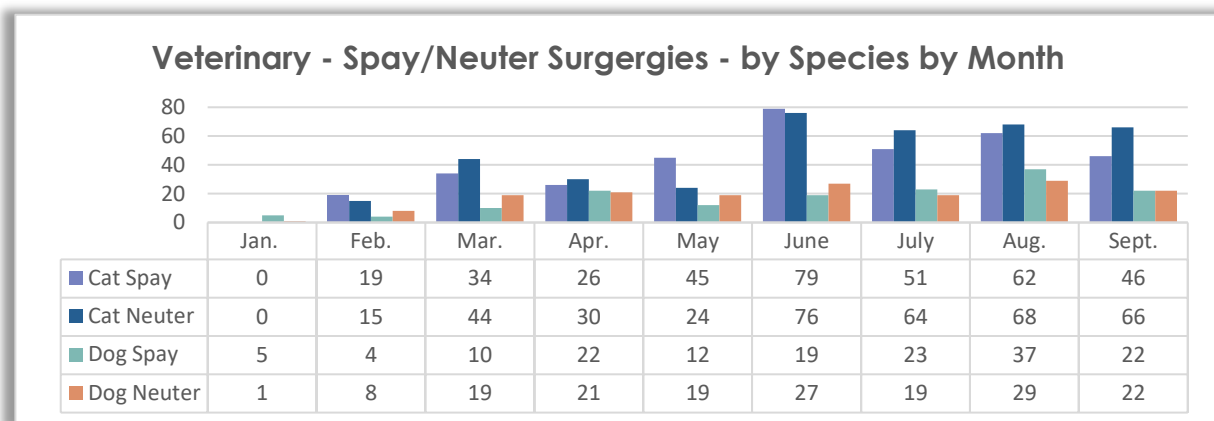
Veterinary Operations – Sept. 2023

Spay/Neuter Surgeries – Sept. Totals

	Dog	Cat	
Spay	22	46	68
Neuter	22	66	88
Total	44	112	156

Spay/Neuter Surgeries – YTD Totals

	Dog	Cat	
Spay	154	362	516
Neuter	165	387	552
Total	319	749	1,068



Veterinary – Other Procedures - 2023 by Month

Procedure	Jan	Feb	Mar	Apr	May	June	July	Aug	Sept	
Entropion	0	0	0	0	0	0	0	0	0	0
Repair Incision	0	0	0	0	1	0	0	0	0	1
Repair Umbilical Hernia	0	0	0	0	2	2	2	2	2	10
Remove Growth	1	0	0	0	1	3	1	3	2	11
Treat/Close Wound	0	0	0	1	0	0	0	0	0	1
Enucleation	0	0	0	0	0	1	0	0	0	1
Tail Amputation	1	1	0	1	2	0	0	0	0	5
Cystotomy	0	0	1	0	0	0	0	0	0	1
Ear Flap Amputation	0	0	0	0	0	0	0	0	0	0
	2	1	1	2	6	6	3	5	4	30

