

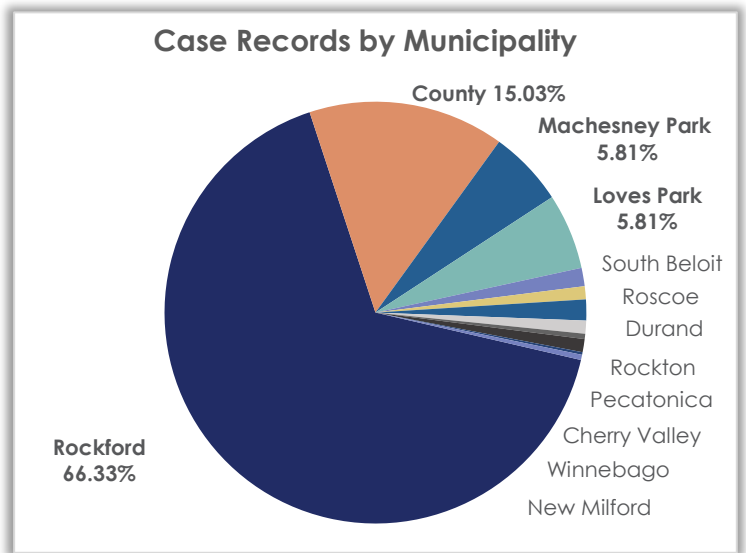
## Monthly Operations Report – Nov. 2023

### Field Services Case Records – Nov. 2023

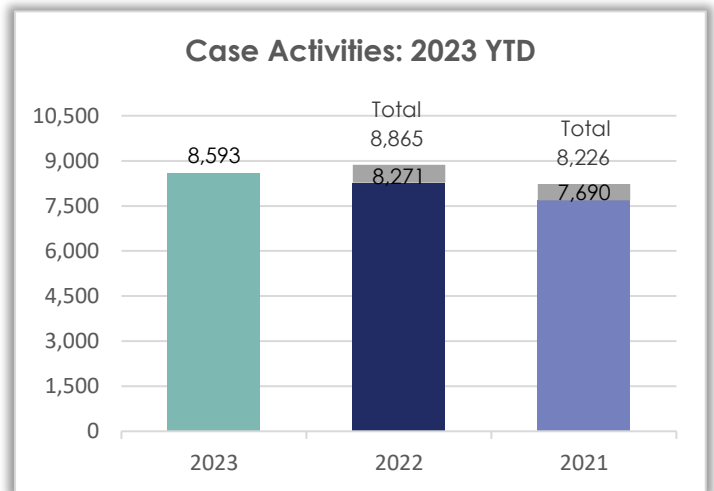
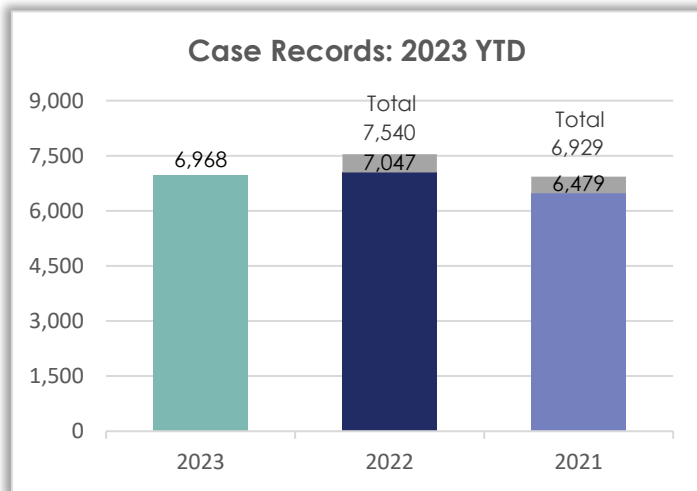
**PLEASE NOTE:** WCAS transitioned to a new data management system at the beginning of April 2021. Due to this transition, the way in which field services-related incidents are tallied has changed. Beginning April of 2021, these totals reflect one case record per call/reported incident. (A case record is comprised of all activities completed by staff in relation to an incident.) Previously, the totals presented in this portion of the report were a tally of all individual activities that had been completed.

#### Case Records by Municipality – Month/Year Comparison

Municipality	Nov. 2023	Nov. 2022	Nov. 2021
Rockford	331	338	290
County	75	90	45
Machesney Park	29	26	23
Loves Park	29	43	31
Rockton	7	4	10
Roscoe	5	10	7
South Beloit	8	5	9
Durand	5	1	1
Pecatonica	2	3	3
Winnebago	5	1	2
New Milford	1	0	1
Cherry Valley	2	6	4
Boone County	0	0	0
Other	0	1	0
<b>Total</b>	<b>499</b>	<b>528</b>	<b>426</b>



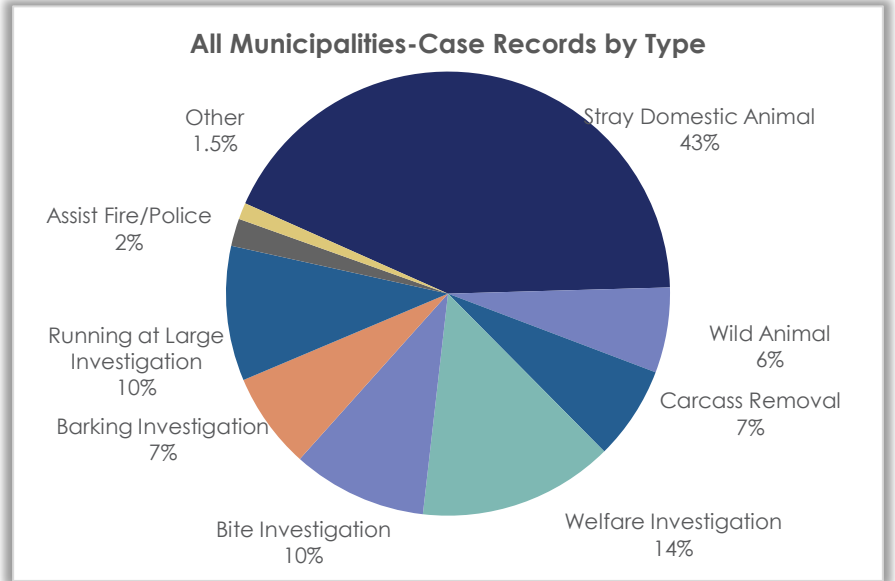
#### All Municipalities – Case Records & Activities: YTD/Year Comparison



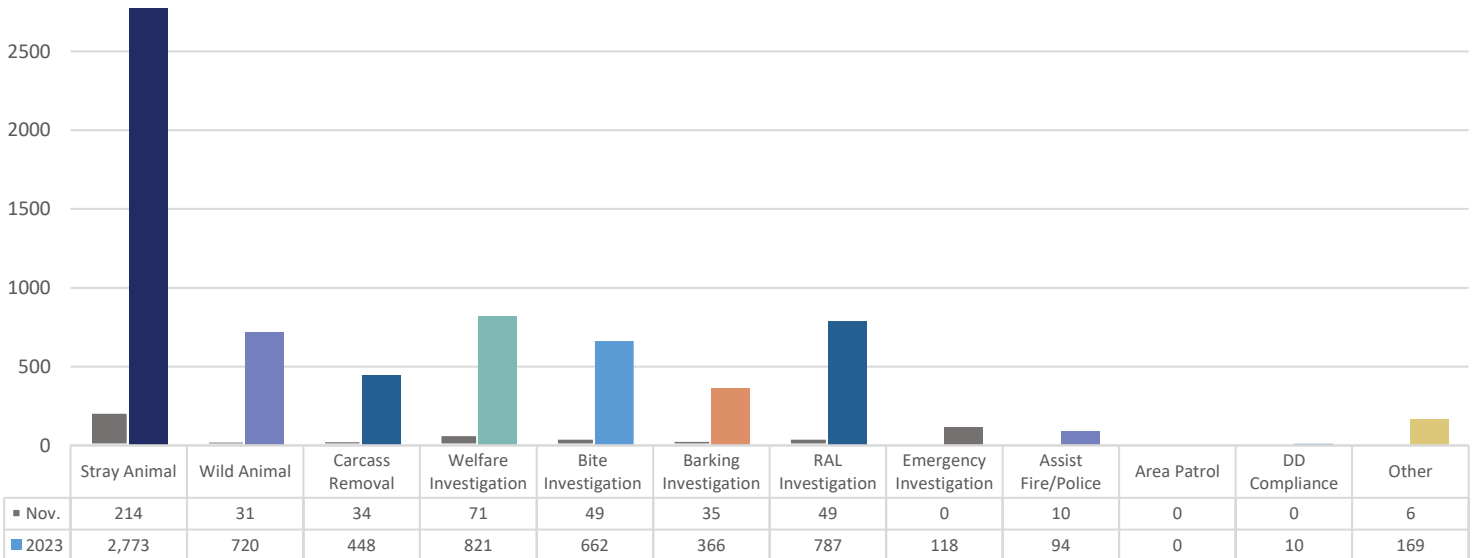
## Monthly Operations Report – Nov. 2023

### Case Records for All Municipalities by Case Record Type

Case Record Types	Nov. 2023
Stray Domestic Animal	214
Wild Animal	31
Carcass Removal	34
Welfare Investigation	71
Bite Investigation	49
Barking Investigation	35
Running at Large Investigation	49
Emergency Investigation	0
Assist Fire/Police Dept.	10
Area Patrol	0
Dangerous Dog Compliance	0
Other	6
	<b>499</b>



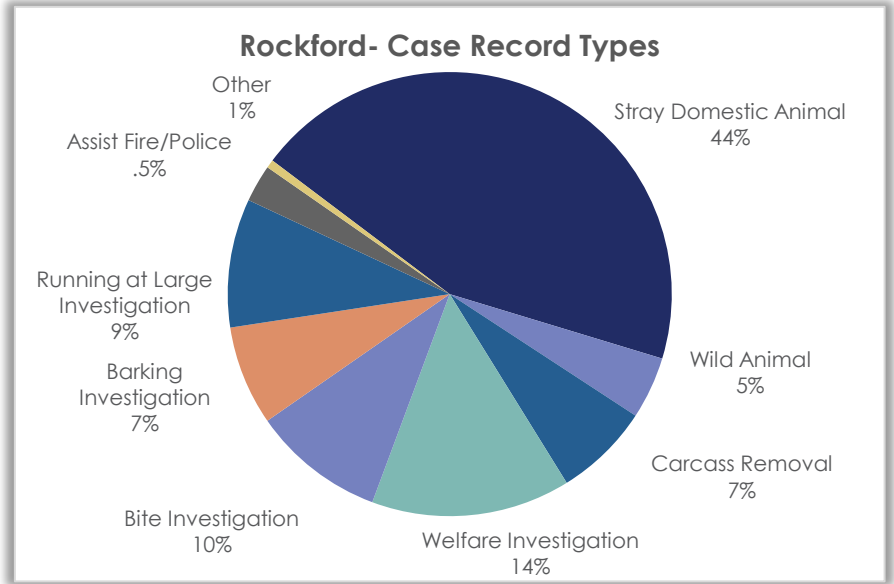
### Case Records by Type: Month/Year Comparison



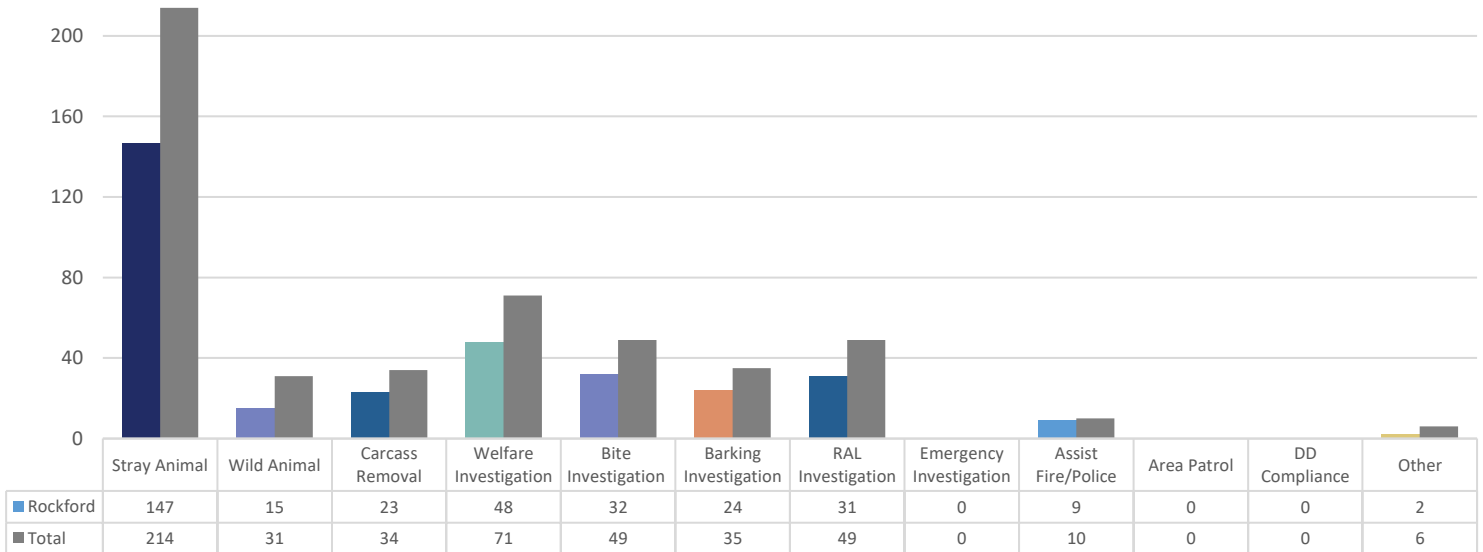
## Monthly Operations Report – Nov. 2023

### Case Records for Rockford by Case Record Type

Case Record Types	Nov. 2023
Stray Domestic Animal	147
Wild Animal	15
Carcass Removal	23
Welfare Investigation	48
Bite Investigation	32
Barking Investigation	24
Running at Large Investigation	31
Emergency Investigation	0
Assist Fire/Police Dept.	9
Area Patrol	0
Dangerous Dog Compliance	0
Other	2
	<b>331</b>



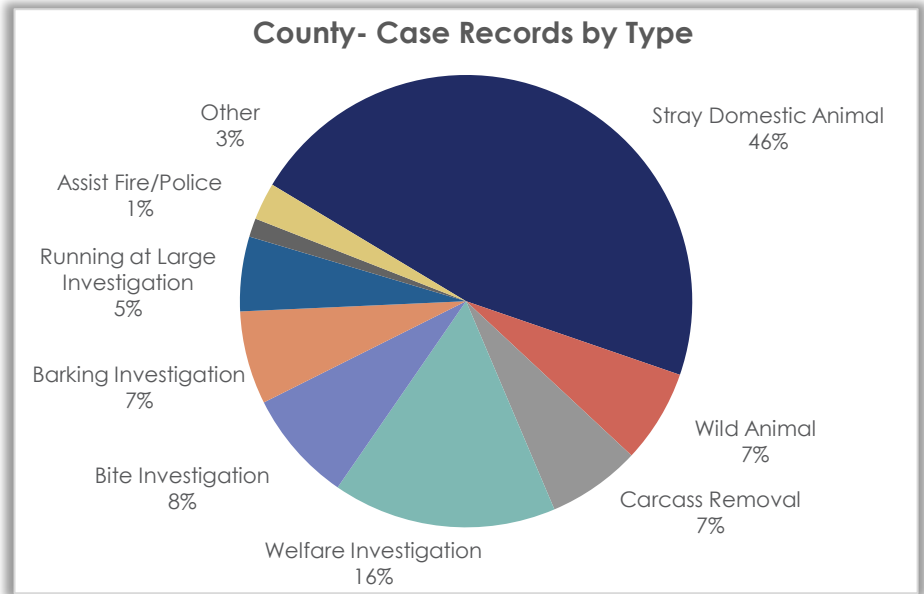
### Case Records by Type: Rockford vs. Total Comparison



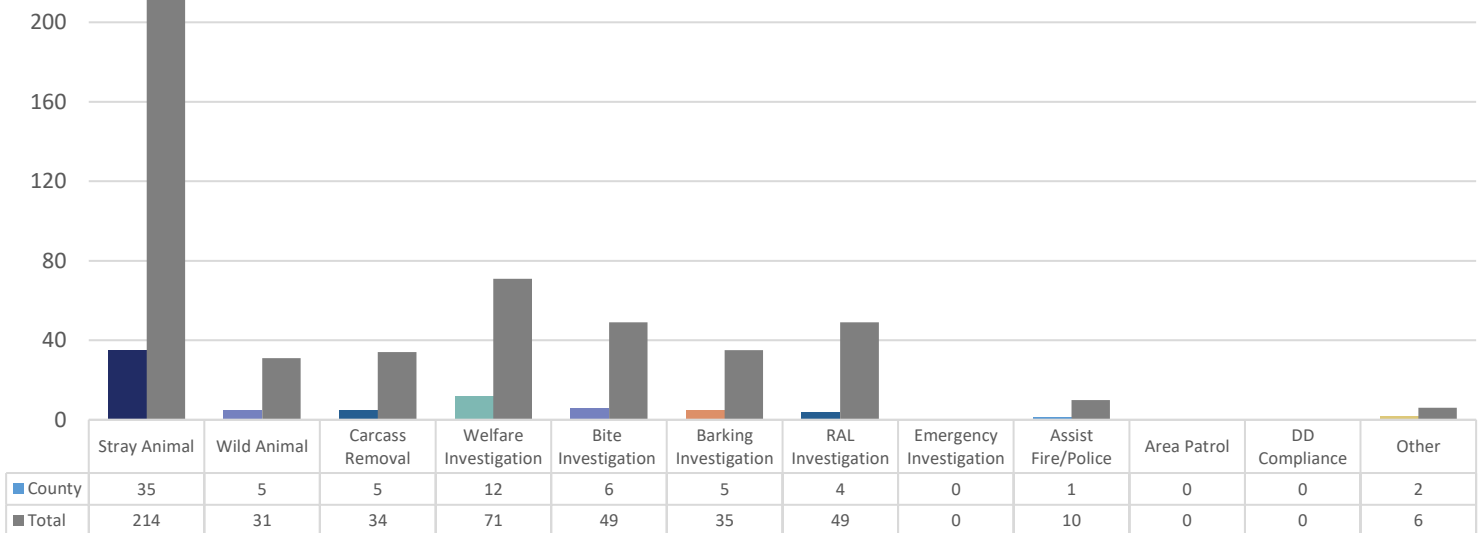
## Monthly Operations Report – Nov. 2023

### Case Records for the County by Case Record Type

Case Record Types	Nov. 2023
Stray Domestic Animal	35
Wild Animal	5
Carcass Removal	5
Welfare Investigation	12
Bite Investigation	6
Barking Investigation	5
Running at Large Investigation	4
Emergency Investigation	0
Assist Fire/Police Dept.	1
Area Patrol	0
Dangerous Dog Compliance	0
Other	2
	<b>75</b>



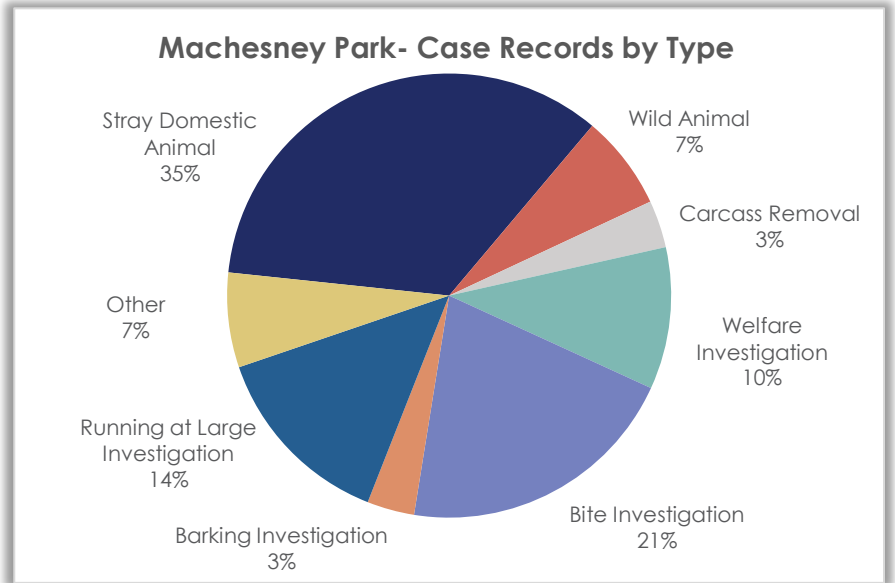
### Case Records by Type: Comparison- County vs. Total



## Monthly Operations Report – Nov. 2023

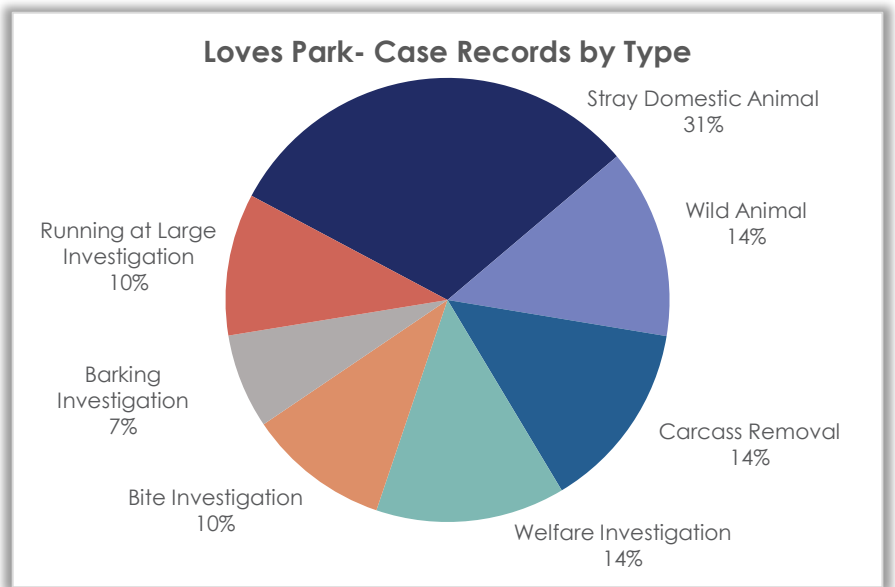
### Case Records for Machesney Park by Case Record Type

Case Record Types	Nov. 2023
Stray Domestic Animal	10
Wild Animal	2
Carcass Removal	1
Welfare Investigation	3
Bite Investigation	6
Barking Investigation	1
Running at Large Investigation	4
Emergency Investigation	0
Assist Fire/Police Dept.	0
Area Patrol	0
DD Compliance	0
Other	2
	<b>29</b>



### Case Records for Loves Park by Case Record Type

Case Record Types	Nov. 2023
Stray Domestic Animal	9
Wild Animal	4
Carcass Removal	4
Welfare Investigation	4
Bite Investigation	3
Barking Investigation	2
Running at Large Investigation	3
Emergency Investigation	0
Assist Fire/Police Dept.	0
Area Patrol	0
DD Compliance	0
Other	0
	<b>29</b>

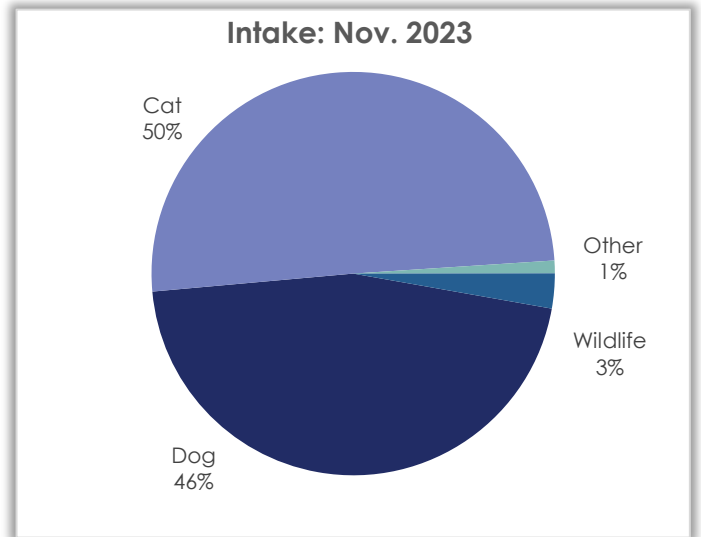


## Monthly Operations Report – Nov. 2023

### Intake Statistics – Nov. 2023

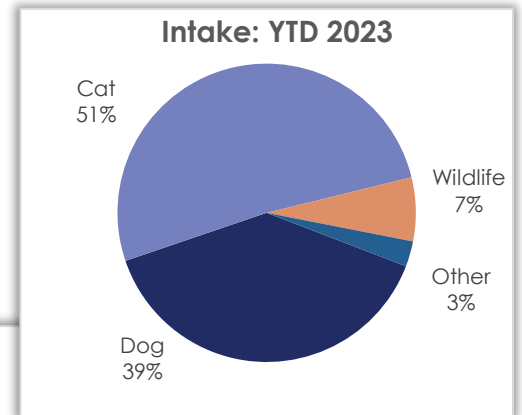
#### Intake by Species – Month/Year Comparison

Species	Nov. 2023	Nov. 2022	Nov. 2021
Dog	180	145	122
Cat	198	187	248
Chicken	2	0	1
Domestic Rabbit	1	0	17
Tarantula	1	0	0
Guinea Pig	0	4	3
Potbelly Pig	0	1	1
Goat	0	0	2
Turtle	0	0	1
Domestic Bird	0	0	2
Wildlife	11	56	9
<b>Total</b>	<b>393</b>	<b>393</b>	<b>406</b>

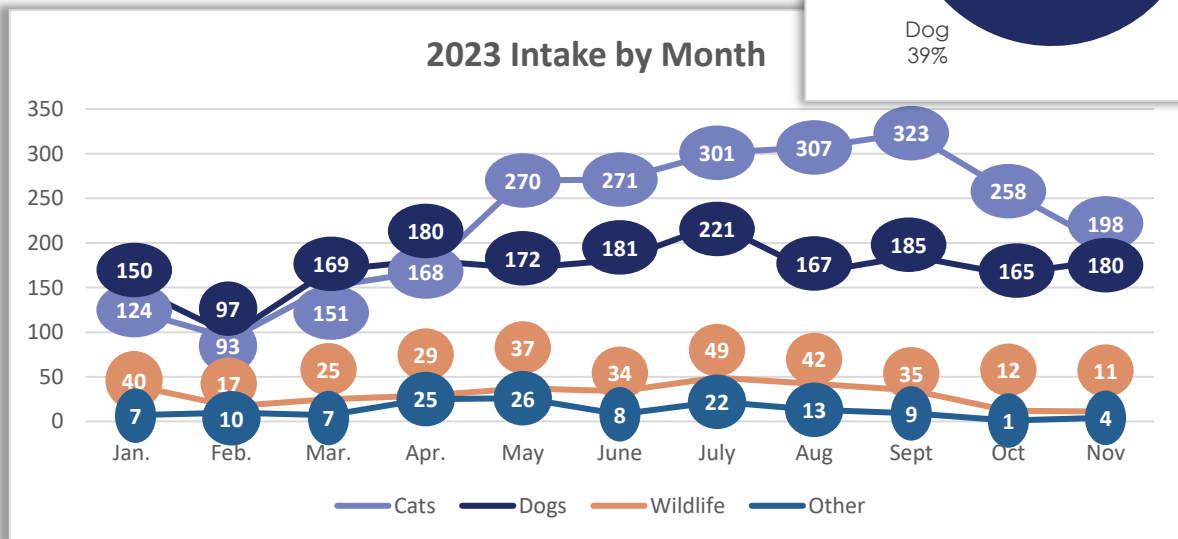


#### Intake by Species – YTD/Year Comparison

Species	YTD 2023	YTD 2022	YTD 2021
Dog	1,867	1,732	1,549
Cat	2,464	2,297	2,294
Wildlife	331	739	282
Other	132	133	218
<b>Total</b>	<b>4,794</b>	<b>4,901</b>	<b>4,343</b>



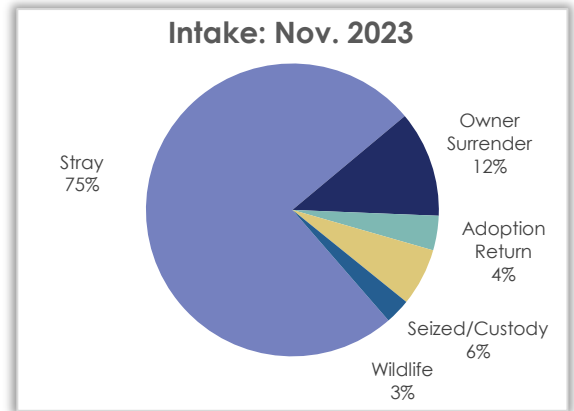
#### 2023 Intake by Month



## Monthly Operations Report – Nov. 2023

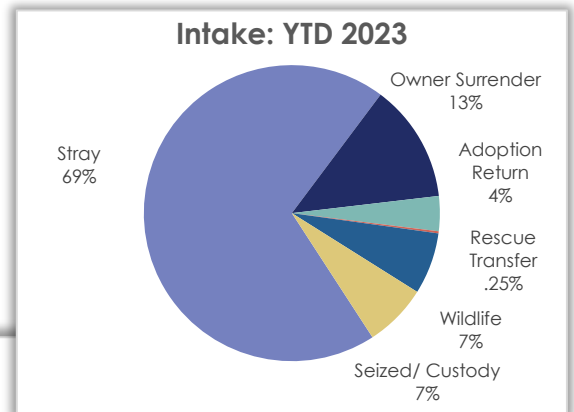
### Intake by Type – Month/Year Comparison

Intake Type	Nov. 2023	Nov. 2022	Nov. 2021
Stray	296	273	292
Owner Surrender	46	29	58
Adoption Return	15	15	14
Rescue Transfer	0	2	12
Seized/Custody	25	18	21
Wildlife	11	56	9
<b>Total</b>	<b>393</b>	<b>393</b>	<b>406</b>

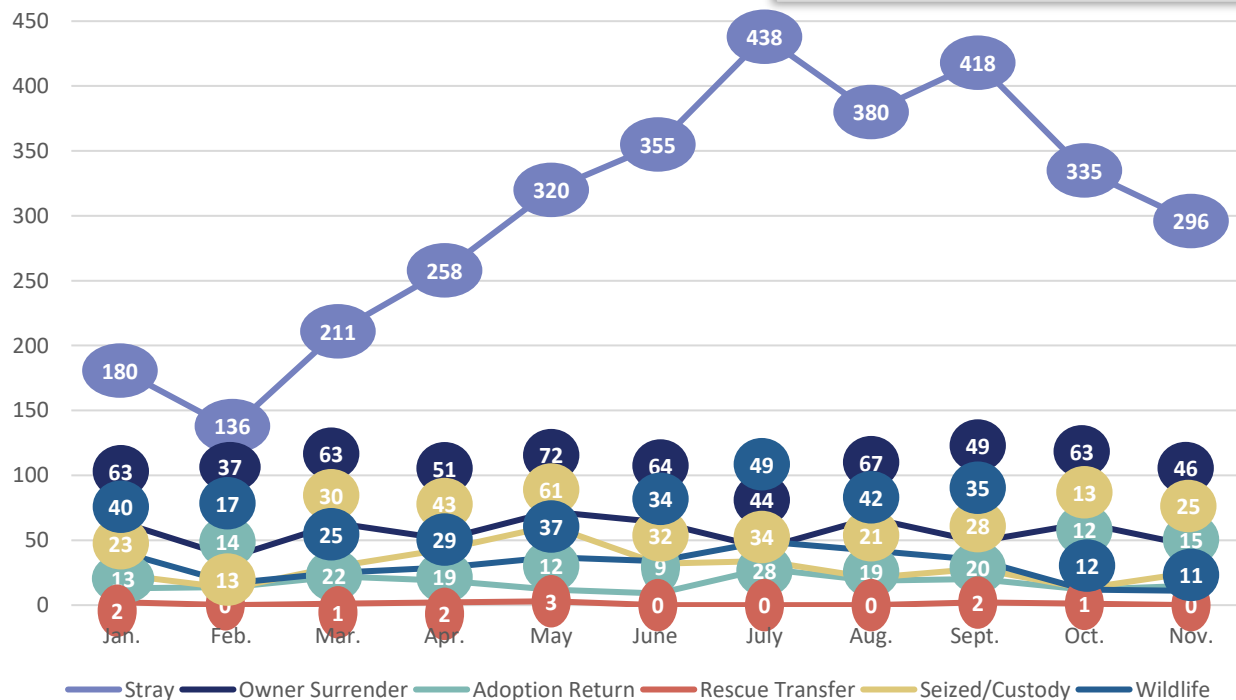


### Intake by Type – YTD/Year Comparison

Intake Type	YTD 2023	YTD 2022	YTD 2021
Stray	3,327	3,036	2,745
Owner Surrender	619	543	770
Adoption Return	183	212	159
Rescue Transfer	11	57	147
Seized/Custody	323	314	301
Wildlife	331	739	221
<b>Total</b>	<b>4,794</b>	<b>4,901</b>	<b>4,343</b>



### 2023 Intake Type by Month



## Monthly Operations Report – Nov. 2023

### Stray Intake

#### Stray Intake by Species – Month/Year Comparison

Species	Nov. 2023	Nov. 2022	Nov. 2021
Dog	127	105	90
Cat	167	165	194
Other/Wildlife	2	3	8
<b>Total</b>	<b>296</b>	<b>273</b>	<b>292</b>

### Owner Surrender

#### Owner Surrender by Species – Month/Year Comparison

Species	Nov. 2023	Nov. 2022	Nov. 2021
Dog	26	14	17
Cat	19	13	30
Other	1	2	11
<b>Total</b>	<b>46</b>	<b>29</b>	<b>58</b>

### Adoption Return

#### Adoption Returns by Species – Month/Year Comparison

Species	Nov. 2023	Nov. 2022	Nov. 2021
Dog	8	11	9
Cat	7	4	5
Other	0	0	0
<b>Total</b>	<b>15</b>	<b>15</b>	<b>14</b>

### Seized/Custody

#### Seized/Custody by Species – Month/Year Comparison

Species	Nov. 2023	Nov. 2022	Nov. 2021
Dog	19	14	6
Cat	5	4	7
Other	1	0	8
<b>Total</b>	<b>25</b>	<b>18</b>	<b>21</b>





## Monthly Operations Report – Nov. 2023

### Outcome Statistics – Nov. 2023

#### Return to Owner

##### Return to Owner by Species – Month/Year Comparison

Species	Nov. 2023	Nov. 2022	Nov. 2021
Dog	62	60	45
Cat	7	4	5
Other	0	0	2
<b>Total</b>	<b>69</b>	<b>64</b>	<b>52</b>

##### Return to Owner by Species – YTD/Year Comparison

Species	YTD 2023	YTD 2022	YTD 2021
Dog	655	650	662
Cat	65	68	55
Other	15	20	21
<b>Total</b>	<b>735</b>	<b>738</b>	<b>738</b>

#### TNR and RTF

##### Trap-Neuter-Return and Return-to-Field Outcomes by Month

	Jan.	Feb.	Mar.	Apr.	May	June	July	Aug.	Sept.	Oct.	Nov.	
<b>TNR</b>	0	0	0	0	0	0	0	0	0	0	0	<b>0</b>
<b>RTF</b>	1	1	4	6	5	7	4	0	2	1	1	<b>32</b>
	<b>1</b>	<b>1</b>	<b>4</b>	<b>6</b>	<b>5</b>	<b>7</b>	<b>4</b>	<b>0</b>	<b>2</b>	<b>1</b>	<b>1</b>	

#### Wildlife

##### Wildlife Rehabilitation Month/Year and Year Comparisons

###### Nov. 2023

Nov. 2023	Nov. 2022	Nov. 2021
1	4	0

###### YTD 2023

YTD 2023	YTD 2022	YTD 2021
75	109	87

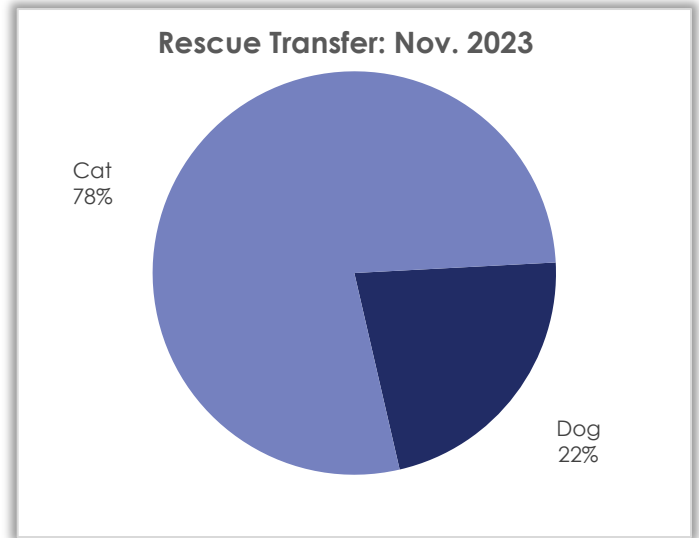


## Monthly Operations Report – Nov. 2023

### Rescue Transfer

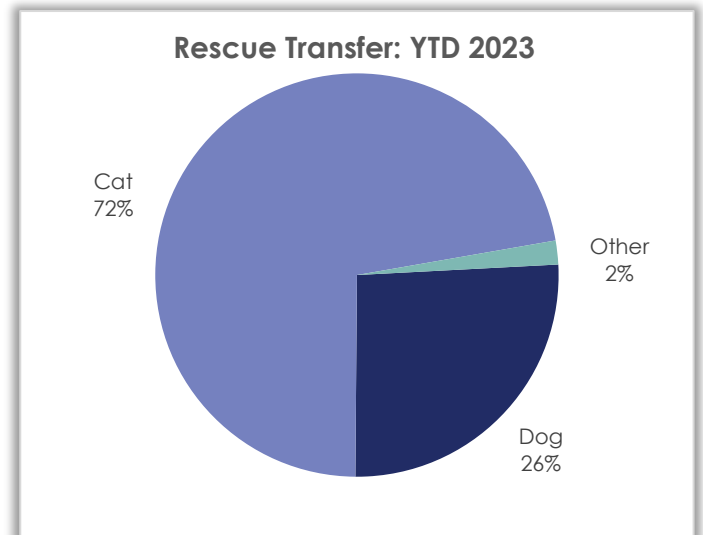
#### Rescue Transfer by Species – Month/Year Comparison

Species	Nov. 2023	Nov. 2022	Nov. 2021
Dog	18	16	4
Cat	63	46	17
Domestic Rabbit	0	1	5
Guinea Pig	0	2	2
<b>Total</b>	<b>81</b>	<b>65</b>	<b>28</b>



#### Rescue Transfer by Species – YTD/Year Comparison

Species	YTD 2023	YTD 2022	YTD 2021
Dog	190	93	70
Cat	528	209	142
Other	14	15	38
<b>Total</b>	<b>732</b>	<b>317</b>	<b>250</b>

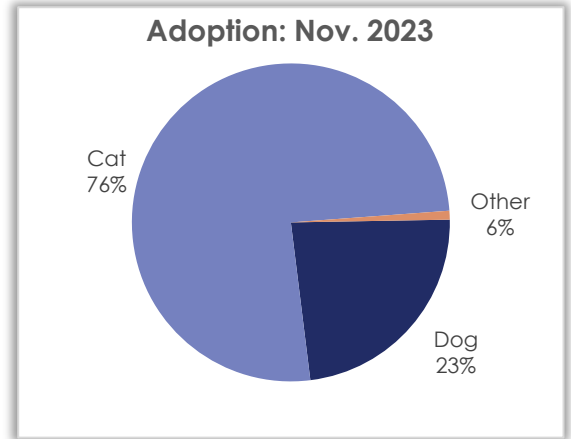


## Monthly Operations Report – Nov. 2023

### Adoption

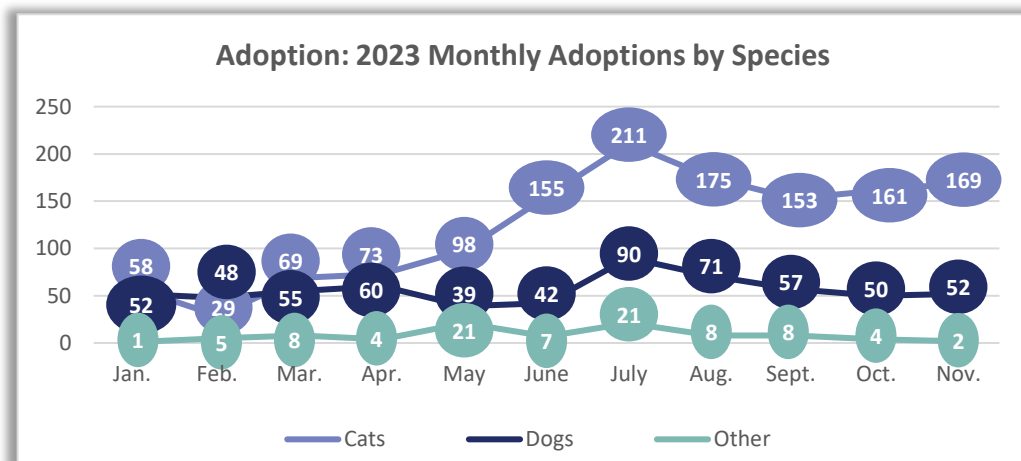
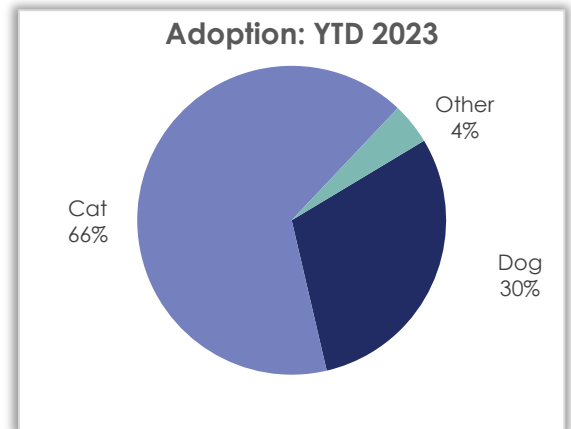
#### Adoption by Species – Month/Year Comparison

Species	Nov. 2023	Nov. 2022	Nov. 2021
Dog	52	50	56
Cat	169	159	163
Domestic Rabbit	0	2	10
Potbelly Pig	0	1	0
Chicken	2	0	1
<b>Total</b>	<b>223</b>	<b>212</b>	<b>230</b>



#### Adoption by Species – YTD/Year Comparison

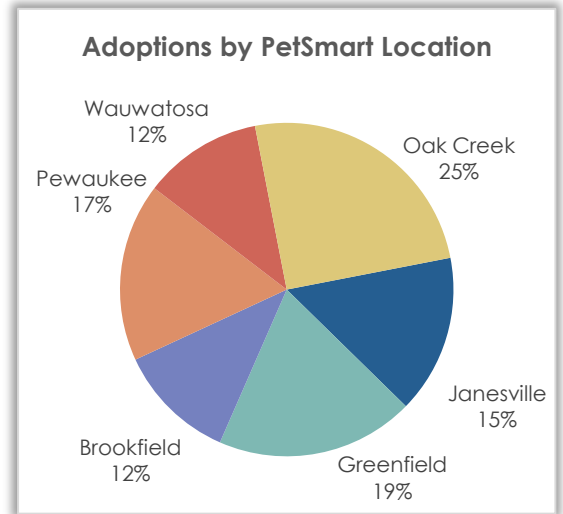
Species	YTD 2023	YTD 2022	YTD 2021
Dog	616	699	582
Cat	1,351	1,531	1,593
Other	89	90	139
<b>Total</b>	<b>2,056</b>	<b>2,320</b>	<b>2,314</b>



## Monthly Operations Report – Nov. 2023

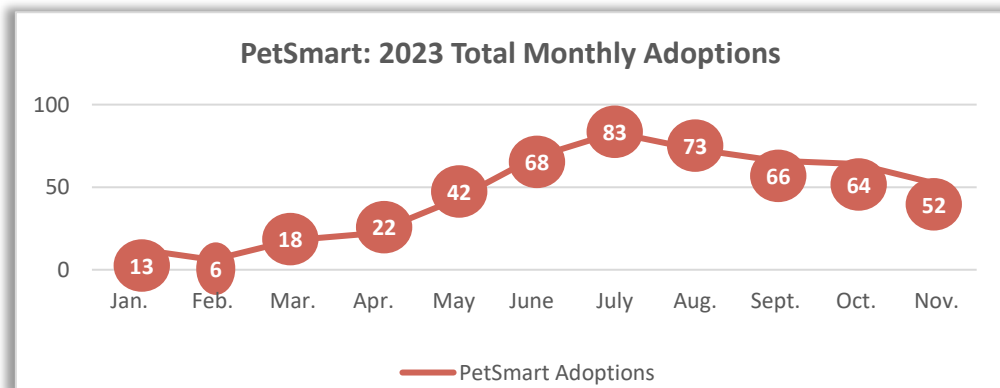
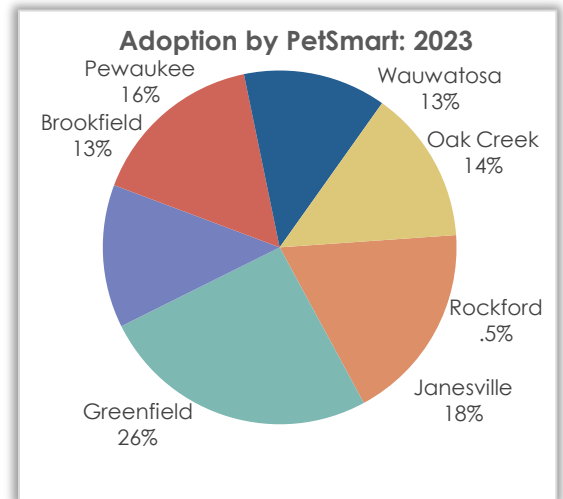
### Off-site Adoptions by PetSmart Location – Month/Year Comparison

PetSmart Location	Nov. 2023	Nov. 2022	Nov. 2021
Machesney Park	0	0	3
Rockford	0	9	0
Janesville	8	17	20
Greenfield	10	12	11
Brookfield	6	11	12
Pewaukee	9	15	6
Wauwatosa	6	17	6
Oak Creek	13	-	-
<b>Total</b>	<b>52</b>	<b>81</b>	<b>58</b>



### Off-site Adoptions by PetSmart Location – YTD/Year Comparison

PetSmart Location	YTD 2023	YTD 2022	YTD 2021
Machesney Park	0	42	50
Rockford	2	40	0
Janesville	92	115	171
Greenfield	129	144	180
Brookfield	66	99	122
Pewaukee	81	59	53
Wauwatosa	66	110	6
Oak Creek	71	-	-
<b>Total</b>	<b>507</b>	<b>609</b>	<b>582</b>

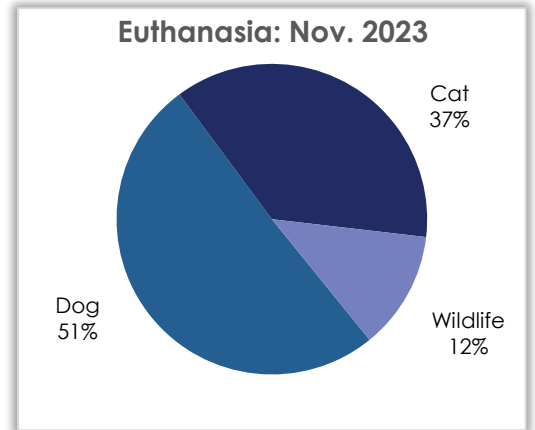


## Monthly Operations Report – Nov. 2023

### Euthanasia

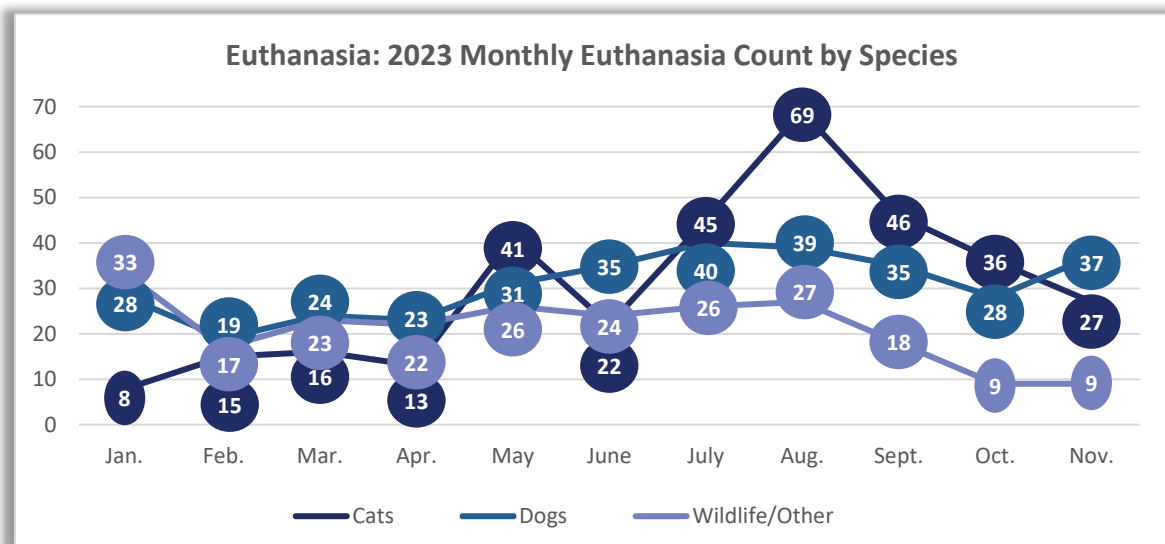
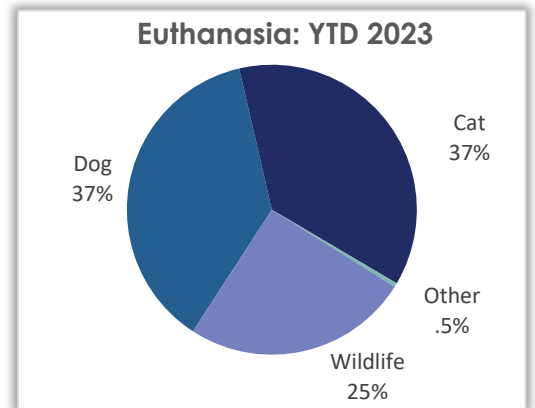
#### Euthanasia by Species – Month/Year Comparison

Species	Nov. 2023	Nov. 2022	Nov. 2021
Dog	37	20	17
Cat	27	19	17
Wildlife	9	52	11
<b>Total</b>	<b>73</b>	<b>91</b>	<b>45</b>



#### Euthanasia by Species – YTD/Year Comparison

Species	YTD 2023	YTD 2022	YTD 2021
Dog	339	212	155
Cat	338	231	205
Other	4	4	4
Wildlife	230	589	183
<b>Total</b>	<b>911</b>	<b>1,036</b>	<b>547</b>



## Monthly Operations Report – Nov. 2023

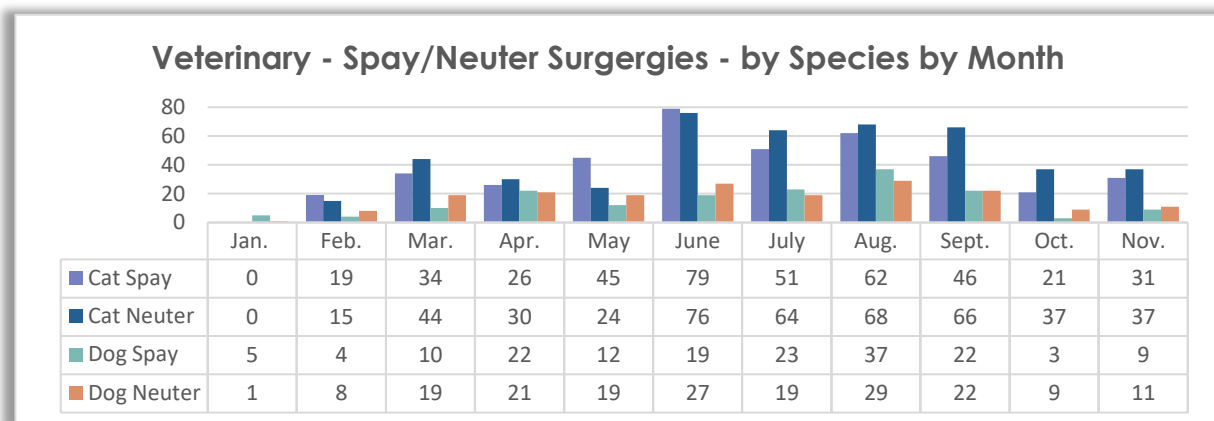
### Veterinary Operations – Nov. 2023

#### Spay/Neuter Surgeries – Nov. Totals

	Dog	Cat	
Spay	9	31	<b>40</b>
Neuter	11	37	<b>48</b>
<b>Total</b>	<b>20</b>	<b>68</b>	<b>88</b>

#### Spay/Neuter Surgeries – YTD Totals

	Dog	Cat	
Spay	166	414	<b>580</b>
Neuter	185	461	<b>646</b>
<b>Total</b>	<b>351</b>	<b>875</b>	<b>1,226</b>



### Veterinary – Other Procedures - 2023 by Month

Procedure	Jan	Feb	Mar	Apr	May	June	July	Aug	Sept	Oct	Nov	
Entropion	0	0	0	0	0	0	0	0	0	0	0	<b>0</b>
Repair Incision	0	0	0	0	1	0	0	0	0	0	0	<b>1</b>
Repair Umbilical Hernia	0	0	0	0	2	2	2	2	2	0	0	<b>10</b>
Remove Growth	1	0	0	0	1	3	1	3	2	0	1	<b>12</b>
Treat/Close Wound	0	0	0	1	0	0	0	0	0	1	1	<b>3</b>
Enucleation	0	0	0	0	0	1	0	0	0	0	0	<b>1</b>
Tail Amputation	1	1	0	1	2	0	0	0	0	1	0	<b>6</b>
Cystotomy	0	0	1	0	0	0	0	0	0	0	0	<b>1</b>
Ear Flap Amputation	0	0	0	0	0	0	0	0	0	0	0	<b>0</b>
	<b>2</b>	<b>1</b>	<b>1</b>	<b>2</b>	<b>6</b>	<b>6</b>	<b>3</b>	<b>5</b>	<b>4</b>	<b>2</b>	<b>2</b>	<b>34</b>

