

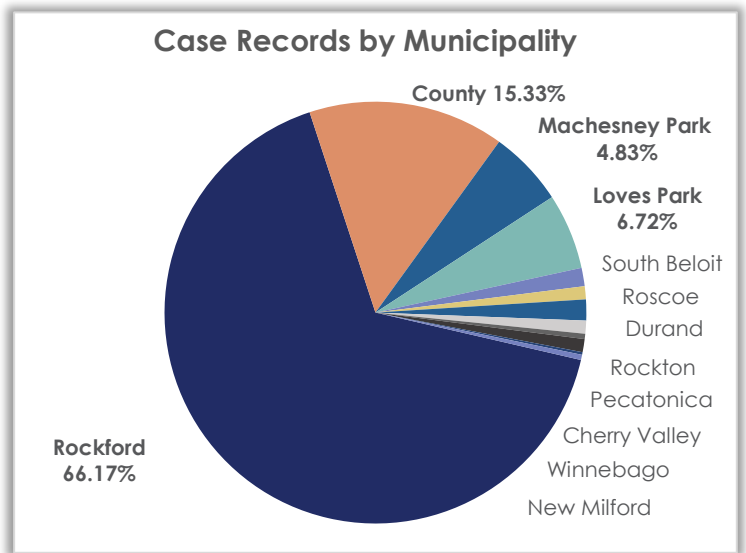
Monthly Operations Report – Dec. 2023

Field Services Case Records – Dec. 2023

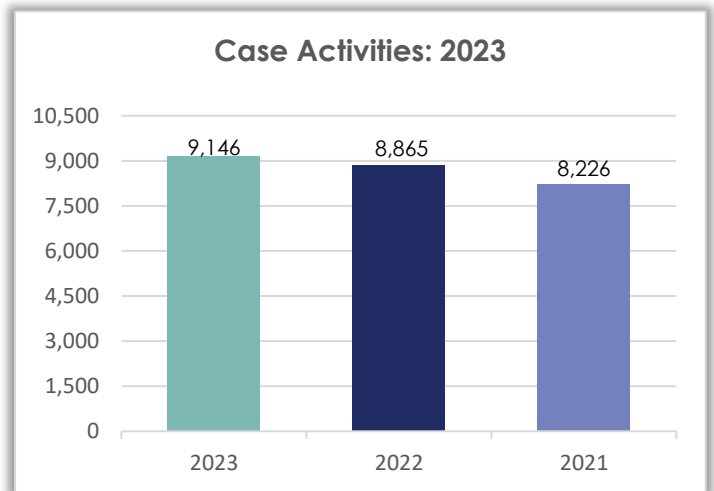
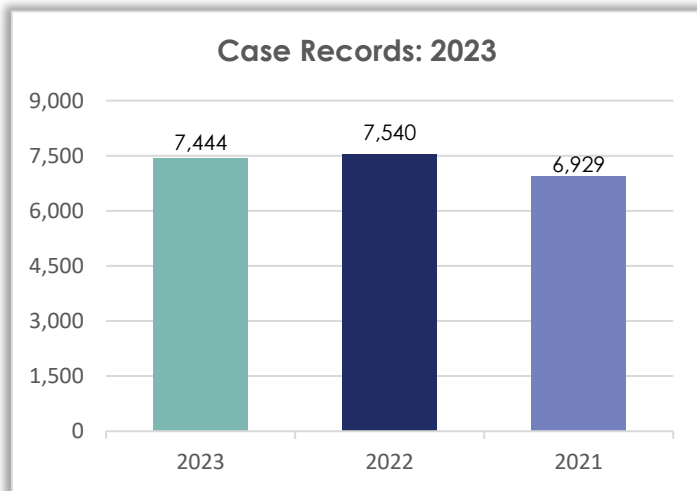
PLEASE NOTE: WCAS transitioned to a new data management system at the beginning of April 2021. Due to this transition, the way in which field services-related incidents are tallied has changed. Beginning April of 2021, these totals reflect one case record per call/reported incident. (A case record is comprised of all activities completed by staff in relation to an incident.) Previously, the totals presented in this portion of the report were a tally of all individual activities that had been completed.

Case Records by Municipality – Month/Year Comparison

Municipality	Dec. 2023	Dec. 2022	Dec. 2021
Rockford	315	321	307
County	73	77	57
Machesney Park	23	31	20
Loves Park	32	33	29
Rockton	6	3	7
Roscoe	7	5	7
South Beloit	12	16	14
Durand	0	0	0
Pecatonica	1	1	1
Winnebago	3	4	1
New Milford	1	0	0
Cherry Valley	2	1	6
Boone County	1	0	1
Other	0	1	0
Total	476	493	450



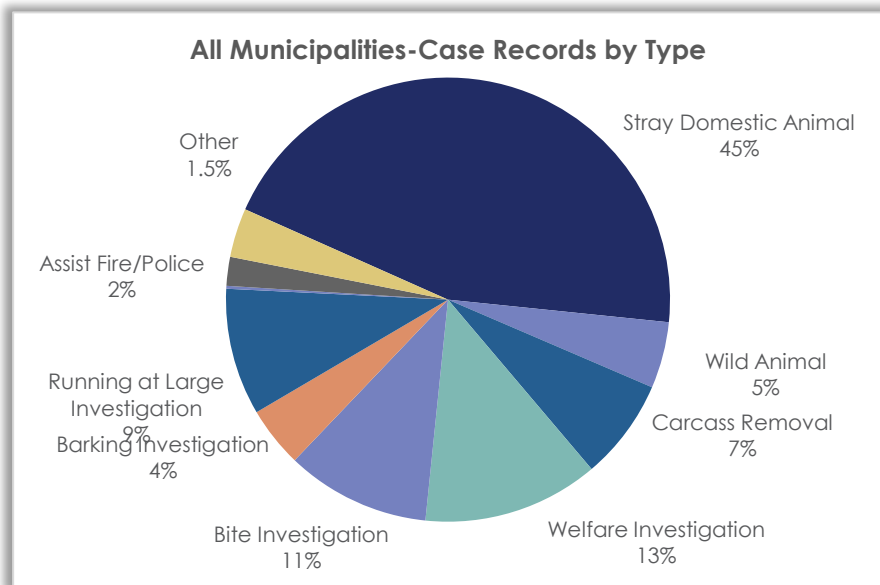
All Municipalities – Case Records & Activities: Year Comparison



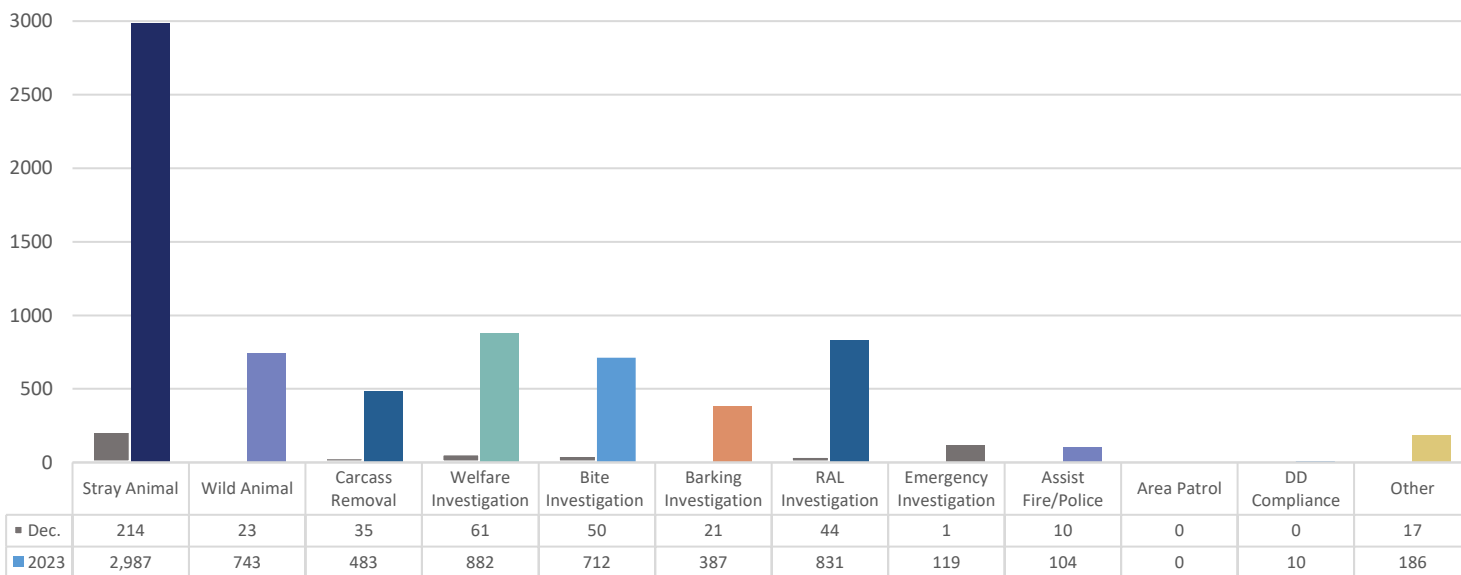
Monthly Operations Report – Dec. 2023

Case Records for All Municipalities by Case Record Type

Case Record Types	Dec. 2023
Stray Domestic Animal	214
Wild Animal	23
Carcass Removal	35
Welfare Investigation	61
Bite Investigation	50
Barking Investigation	21
Running at Large Investigation	44
Emergency Investigation	1
Assist Fire/Police Dept.	10
Area Patrol	0
Dangerous Dog Compliance	0
Other	17
	476



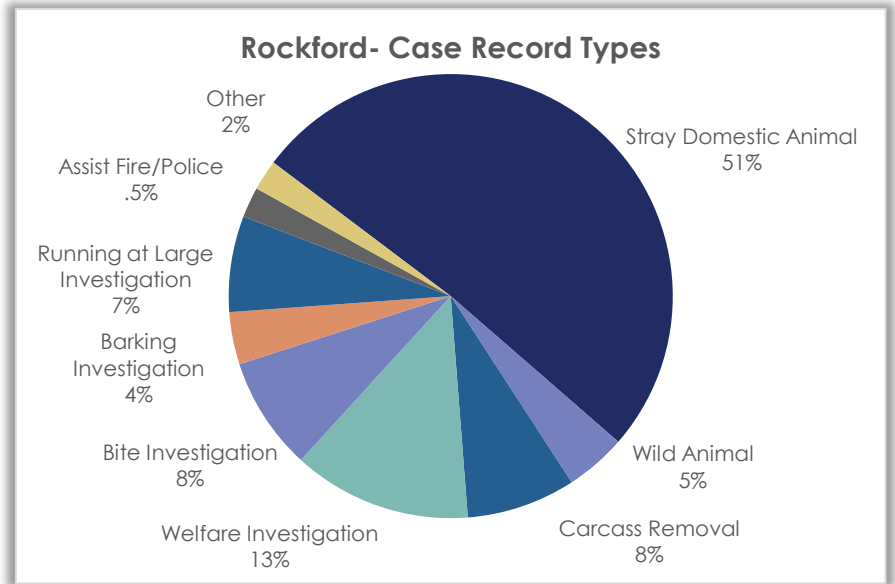
Case Records by Type: Month/Year Comparison



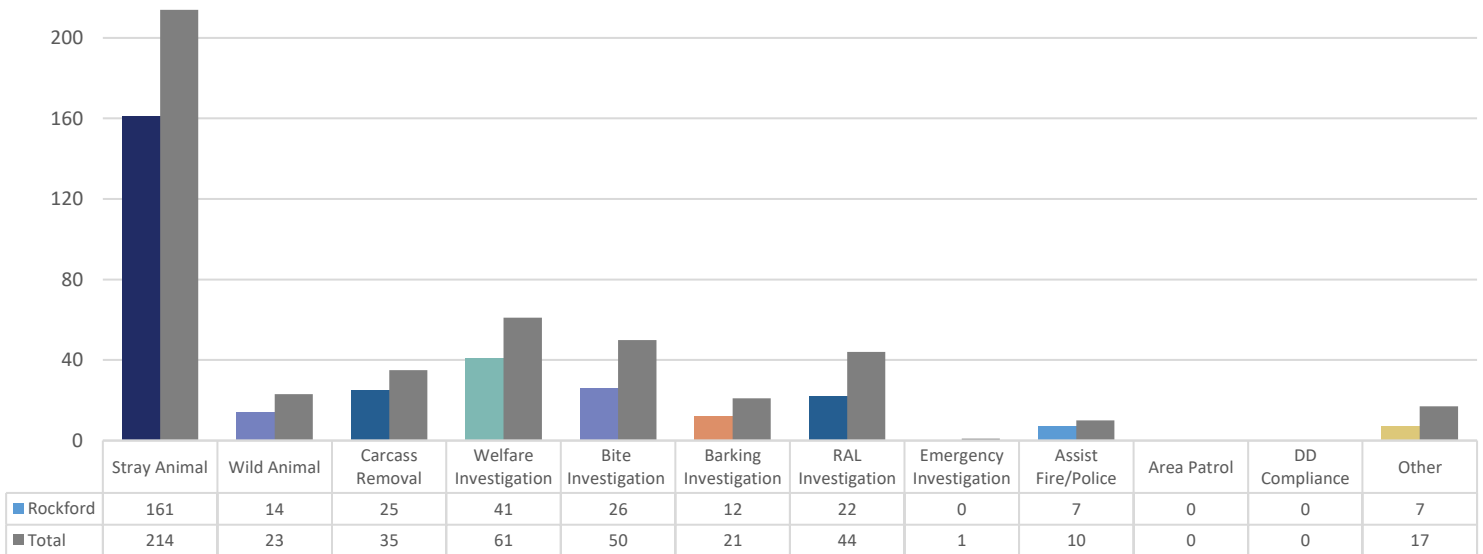
Monthly Operations Report – Dec. 2023

Case Records for Rockford by Case Record Type

Case Record Types	Dec. 2023
Stray Domestic Animal	161
Wild Animal	14
Carcass Removal	25
Welfare Investigation	41
Bite Investigation	26
Barking Investigation	12
Running at Large Investigation	22
Emergency Investigation	0
Assist Fire/Police Dept.	7
Area Patrol	0
Dangerous Dog Compliance	0
Other	7
	315



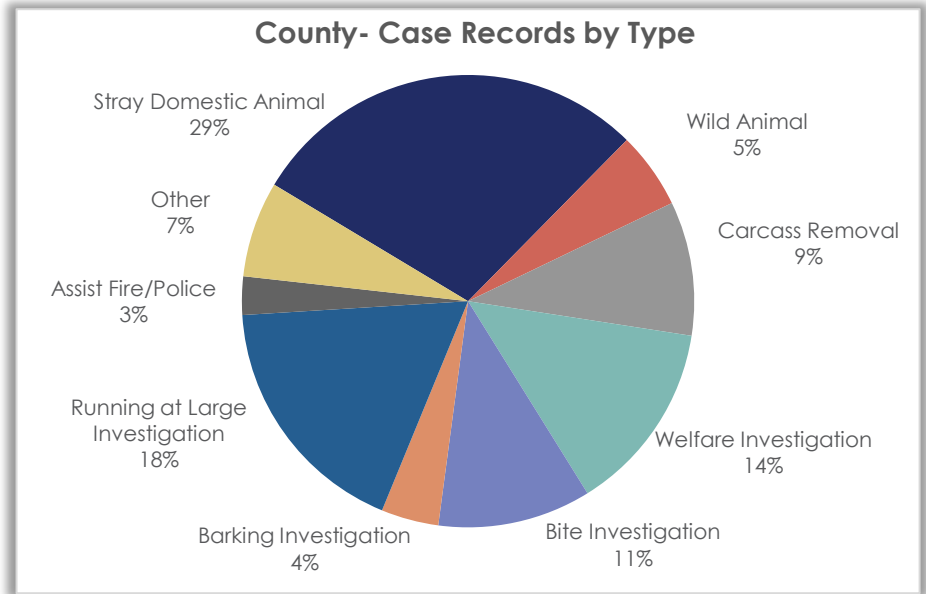
Case Records by Type: Rockford vs. Total Comparison



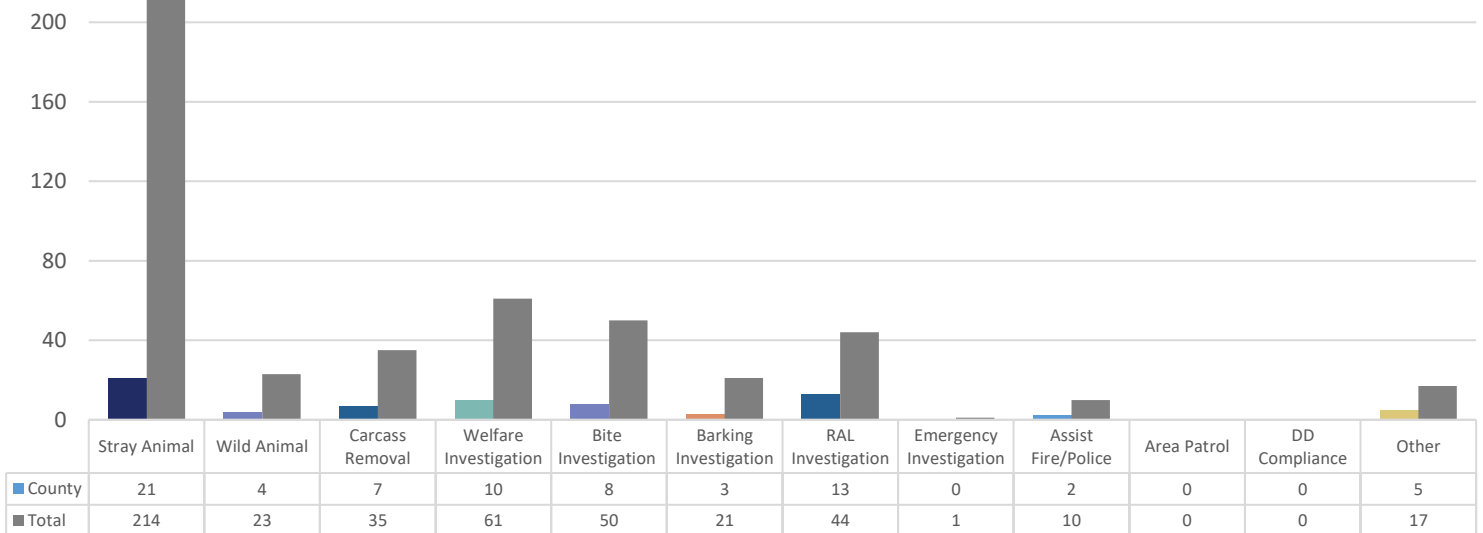
Monthly Operations Report – Dec. 2023

Case Records for the County by Case Record Type

Case Record Types	Dec. 2023
Stray Domestic Animal	21
Wild Animal	4
Carcass Removal	7
Welfare Investigation	10
Bite Investigation	8
Barking Investigation	3
Running at Large Investigation	13
Emergency Investigation	0
Assist Fire/Police Dept.	2
Area Patrol	0
Dangerous Dog Compliance	0
Other	5
	73



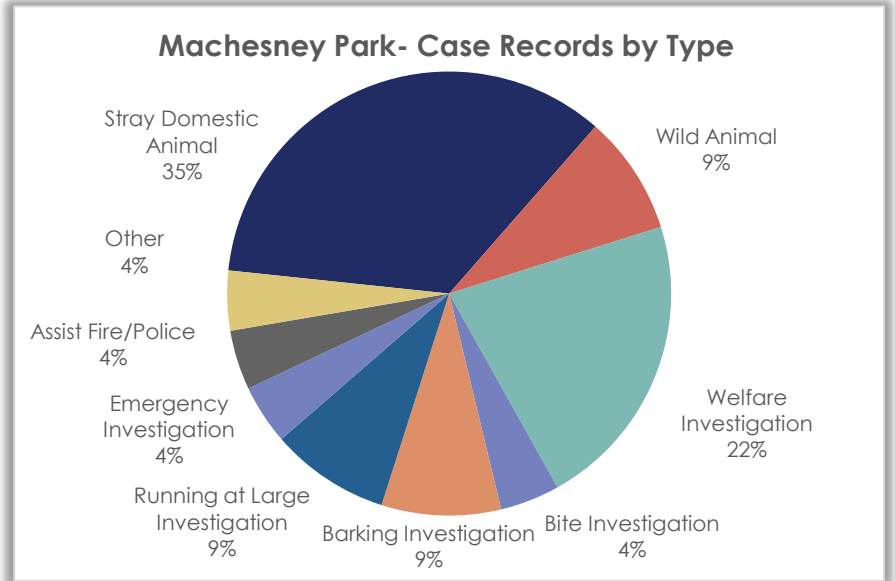
Case Records by Type: Comparison- County vs. Total



Monthly Operations Report – Dec. 2023

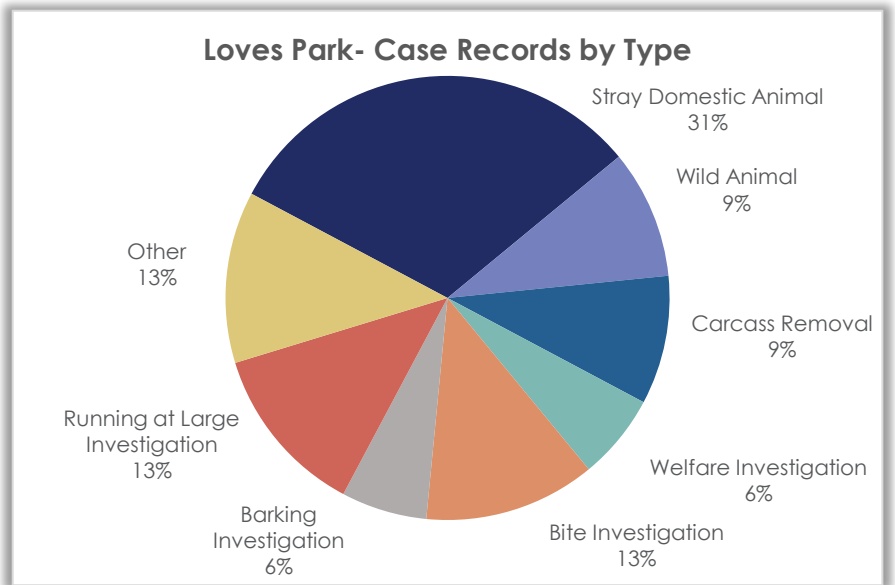
Case Records for Machesney Park by Case Record Type

Case Record Types	Dec. 2023
Stray Domestic Animal	8
Wild Animal	2
Carcass Removal	0
Welfare Investigation	5
Bite Investigation	1
Barking Investigation	2
Running at Large Investigation	2
Emergency Investigation	1
Assist Fire/Police Dept.	1
Area Patrol	0
DD Compliance	0
Other	1
	23



Case Records for Loves Park by Case Record Type

Case Record Types	Dec. 2023
Stray Domestic Animal	10
Wild Animal	3
Carcass Removal	3
Welfare Investigation	2
Bite Investigation	4
Barking Investigation	2
Running at Large Investigation	4
Emergency Investigation	0
Assist Fire/Police Dept.	0
Area Patrol	0
DD Compliance	0
Other	4
	32

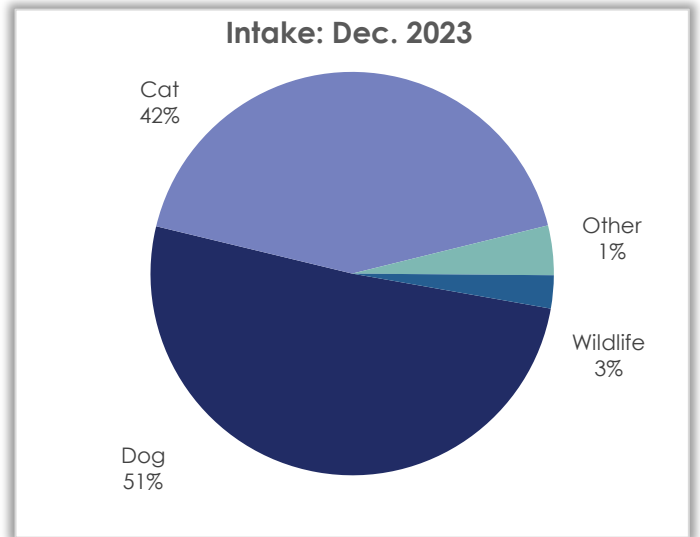


Monthly Operations Report – Dec. 2023

Intake Statistics – Dec. 2023

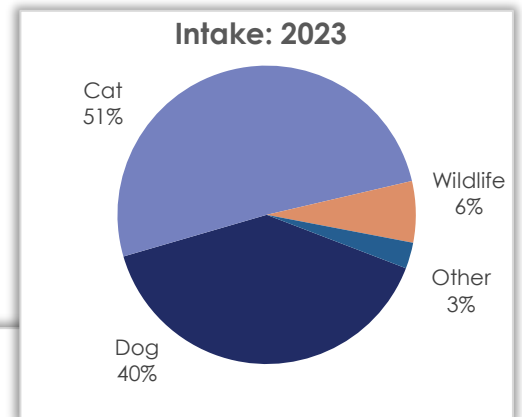
Intake by Species – Month/Year Comparison

Species	Dec. 2023	Dec. 2022	Dec. 2021
Dog	154	139	124
Cat	128	142	161
Chicken	1	2	0
Domestic Rabbit	3	0	8
Hamster	1	0	0
Snake	1	0	0
Turtle	5	0	5
Ferret	1	0	1
Guinea Pig	0	0	6
Rat	0	0	3
Iguana	0	0	1
Wildlife	8	38	25
Total	302	321	334

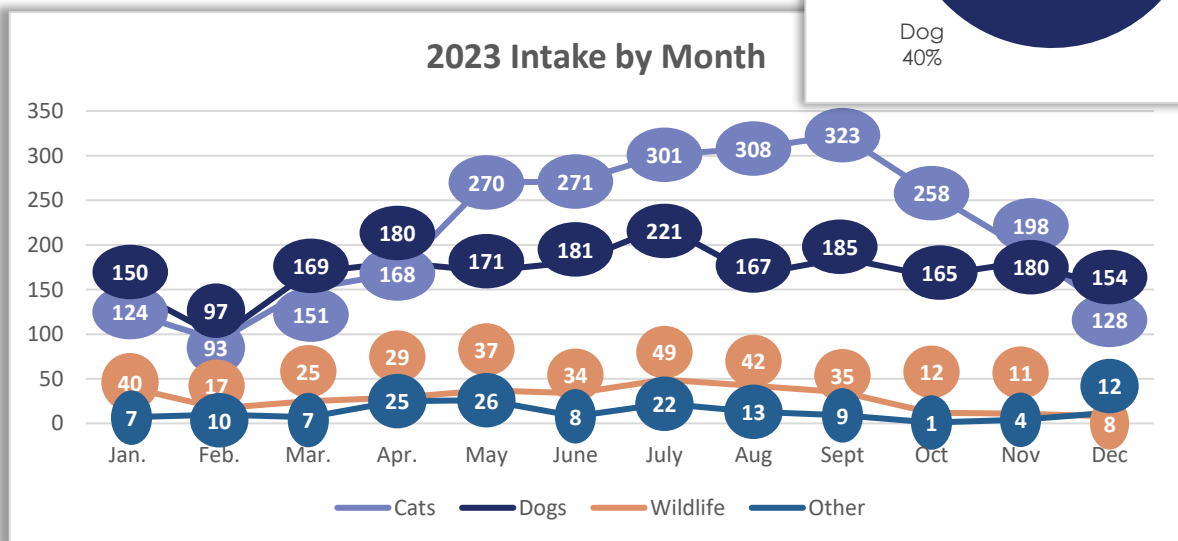


Intake by Species – Year Comparison

Species	2023	2022	2021
Dog	2,020	1,871	1,673
Cat	2,593	2,439	2,455
Wildlife	339	777	307
Other	144	135	242
Total	5,096	5,222	4,677



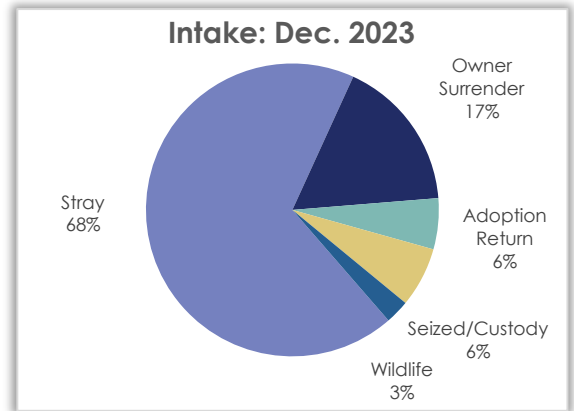
2023 Intake by Month



Monthly Operations Report – Dec. 2023

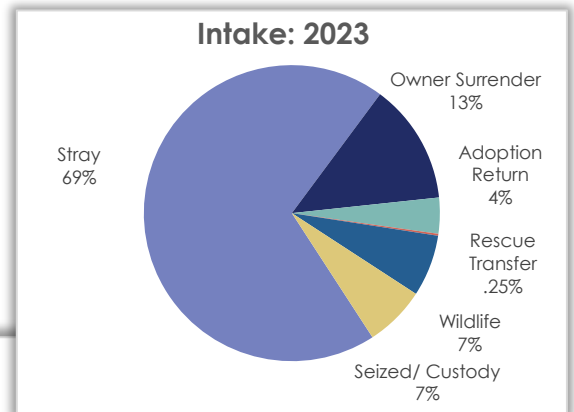
Intake by Type – Month/Year Comparison

Intake Type	Dec. 2023	Dec. 2022	Dec. 2021
Stray	206	217	210
Owner Surrender	51	29	45
Adoption Return	17	14	14
Rescue Transfer	0	1	5
Seized/Custody	20	22	37
Wildlife	8	38	23
Total	302	321	334

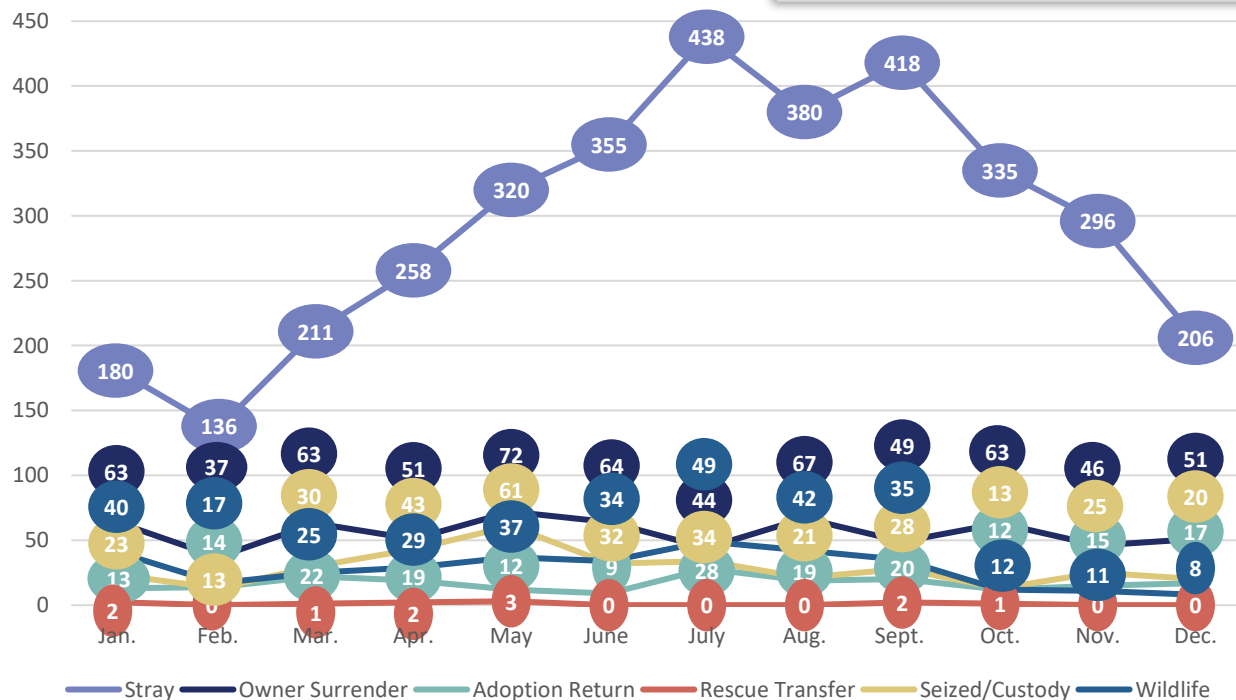


Intake by Type – Year Comparison

Intake Type	2023	2022	2021
Stray	3,533	3,253	2,955
Owner Surrender	670	572	815
Adoption Return	200	226	173
Rescue Transfer	11	58	152
Seized/Custody	343	336	338
Wildlife	339	777	244
Total	5,096	5,222	4,677



2023 Intake Type by Month



Monthly Operations Report – Dec. 2023

Stray Intake

Stray Intake by Species – Month/Year Comparison

Species	Dec. 2023	Dec. 2022	Dec. 2021
Dog	109	93	82
Cat	93	122	120
Other/Wildlife	4	2	8
Total	206	217	210

Owner Surrender

Owner Surrender by Species – Month/Year Comparison

Species	Dec. 2023	Dec. 2022	Dec. 2021
Dog	24	12	16
Cat	24	17	20
Other	3	0	9
Total	51	29	45

Adoption Return

Adoption Returns by Species – Month/Year Comparison

Species	Dec. 2023	Dec. 2022	Dec. 2021
Dog	10	12	10
Cat	17	2	4
Other	0	0	0
Total	17	14	14

Seized/Custody

Seized/Custody by Species – Month/Year Comparison

Species	Dec. 2023	Dec. 2022	Dec. 2021
Dog	11	22	16
Cat	4	0	12
Other	5	0	9
Total	20	22	37



Monthly Operations Report – Dec. 2023

Outcome Statistics – Dec. 2023

Return to Owner

Return to Owner by Species – Month/Year Comparison

Species	Dec. 2023	Dec. 2022	Dec. 2021
Dog	53	33	46
Cat	5	4	12
Other	0	0	8
Total	58	37	66

Return to Owner by Species – Year Comparison

Species	2023	2022	2021
Dog	708	683	708
Cat	70	72	67
Other	15	20	29
Total	793	775	804

TNR and RTF

Trap-Neuter-Return and Return-to-Field Outcomes by Month

	Jan.	Feb.	Mar.	Apr.	May	June	July	Aug.	Sept.	Oct.	Nov.	Dec.	
TNR	0	0	0	0	0	0	0	0	0	0	0	0	0
RTF	1	1	4	6	5	7	4	0	2	1	1	1	33
	1	1	4	6	5	7	4	0	2	1	1	1	

Wildlife

Wildlife Rehabilitation Month/Year and Year Comparisons

Dec. 2023

Dec. 2023	Dec. 2022	Dec. 2021
4	1	3

2023

2023	2022	2021
79	110	90

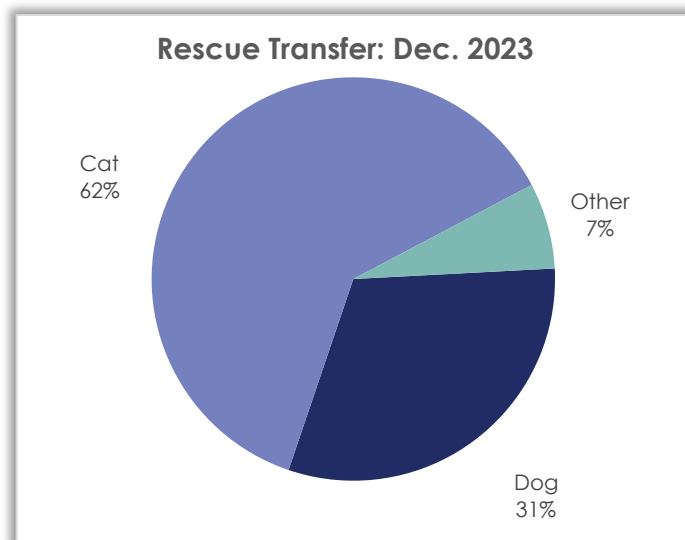


Monthly Operations Report – Dec. 2023

Rescue Transfer

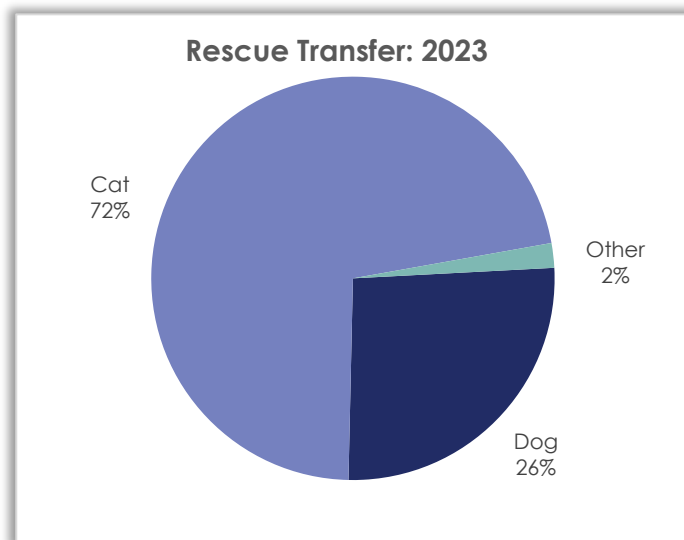
Rescue Transfer by Species – Month/Year Comparison

Species	Dec. 2023	Dec. 2022	Dec. 2021
Dog	9	20	6
Cat	18	88	7
Domestic Rabbit	2	0	0
Livestock	0	0	1
Guinea Pig	0	0	5
Total	29	108	19



Rescue Transfer by Species – Year Comparison

Species	2023	2022	2021
Dog	199	113	76
Cat	546	297	149
Other	15	15	44
Total	761	425	269

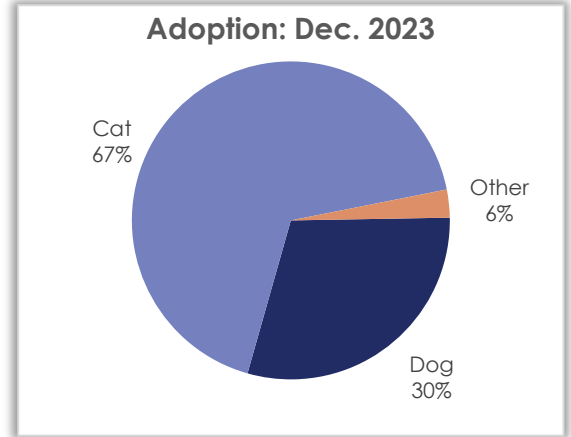


Monthly Operations Report – Dec. 2023

Adoption

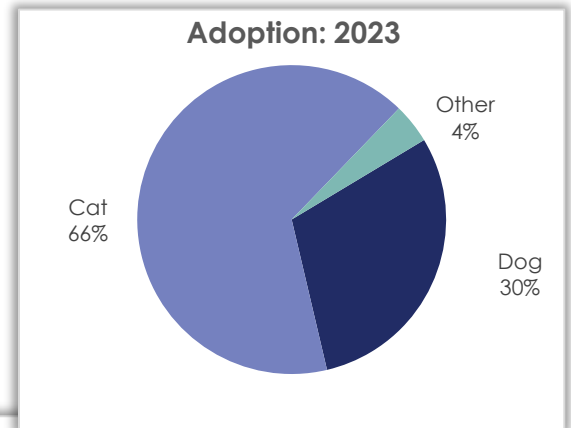
Adoption by Species – Month/Year Comparison

Species	Dec. 2023	Dec. 2022	Dec. 2021
Dog	73	52	44
Cat	166	116	225
Domestic Rabbit	3	0	8
Ferret	1	0	1
Chicken	1	2	0
Tarantula	1	0	0
Snake	1	0	0
Guinea Pig	0	2	3
Potbelly Pig	0	0	1
Rat	0	0	2
Turtle	0	0	1
Total	246	172	285

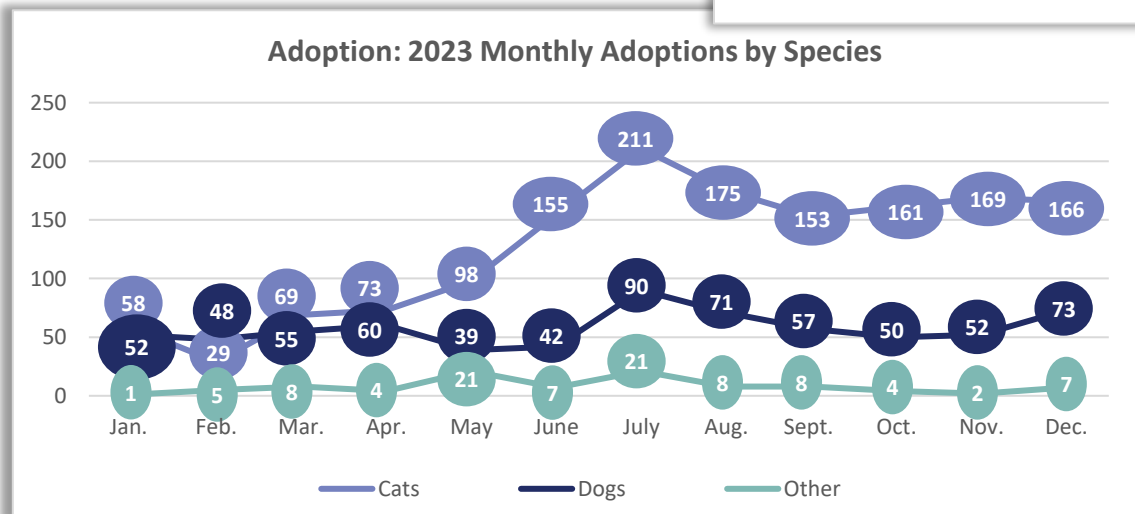


Adoption by Species – Year Comparison

Species	2023	2022	2021
Dog	689	751	626
Cat	1,517	1,647	1,818
Other	96	94	155
Total	2,302	2,492	2,599



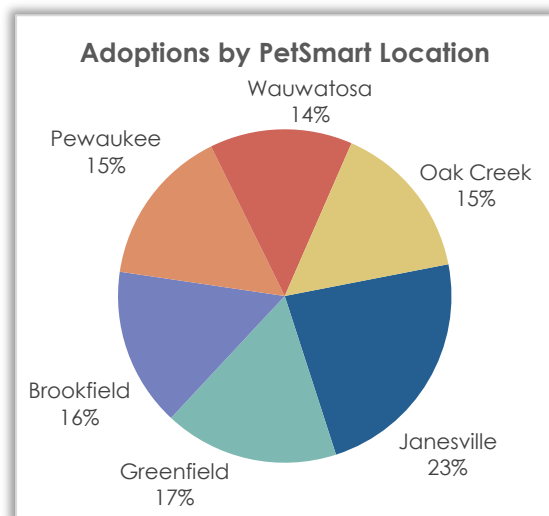
Adoption: 2023 Monthly Adoptions by Species



Monthly Operations Report – Dec. 2023

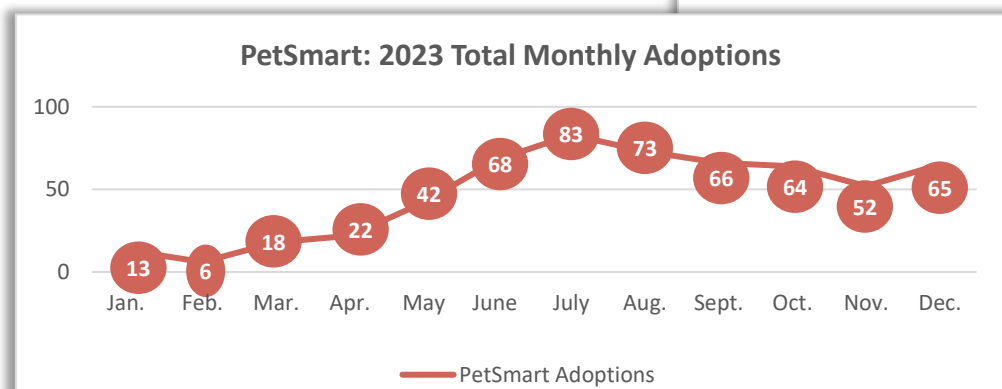
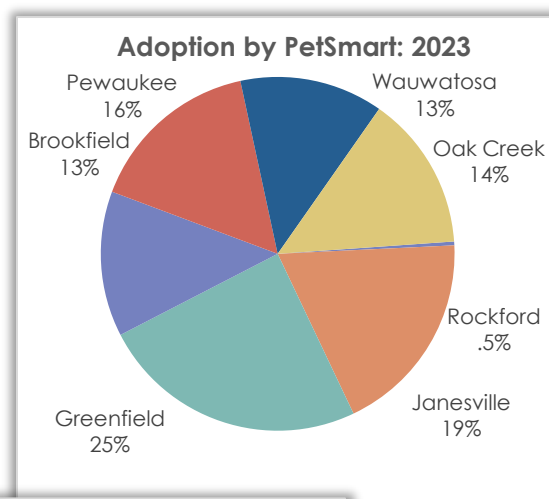
Off-site Adoptions by PetSmart Location – Month/Year Comparison

PetSmart Location	Dec. 2023	Dec. 2022	Dec. 2021
Machesney Park	0	0	7
Rockford	0	3	0
Janesville	15	5	16
Greenfield	11	11	3
Brookfield	10	5	17
Pewaukee	10	6	0
Wauwatosa	9	9	16
Oak Creek	10	-	-
Total	65	39	59



Off-site Adoptions by PetSmart Location – Year Comparison

PetSmart Location	2023	2022	2021
Machesney Park	0	42	56
Rockford	2	43	0
Janesville	107	120	185
Greenfield	140	155	179
Brookfield	76	104	145
Pewaukee	91	65	49
Wauwatosa	75	119	22
Oak Creek	81	-	-
Total	572	648	636

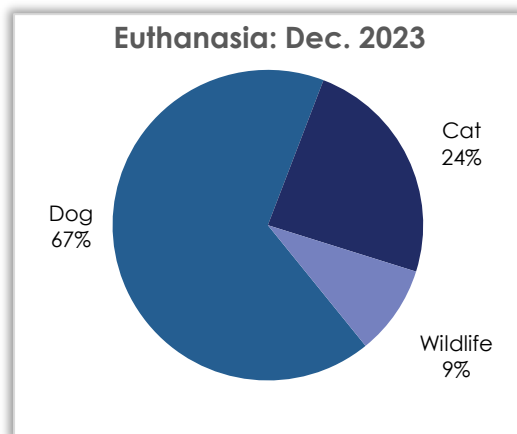


Monthly Operations Report – Dec. 2023

Euthanasia

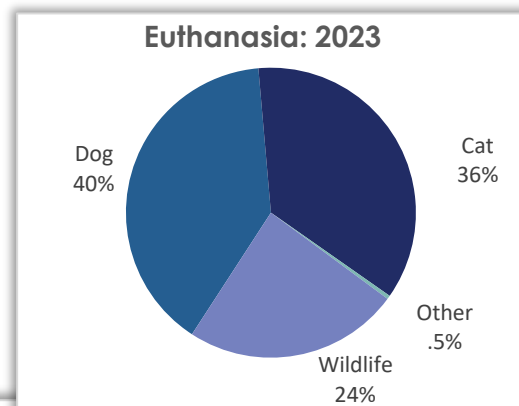
Euthanasia by Species – Month/Year Comparison

Species	Dec. 2023	Dec. 2022	Dec. 2021
Dog	50	25	12
Cat	18	17	9
Other	0	0	2
Wildlife	7	35	19
Total	75	77	42

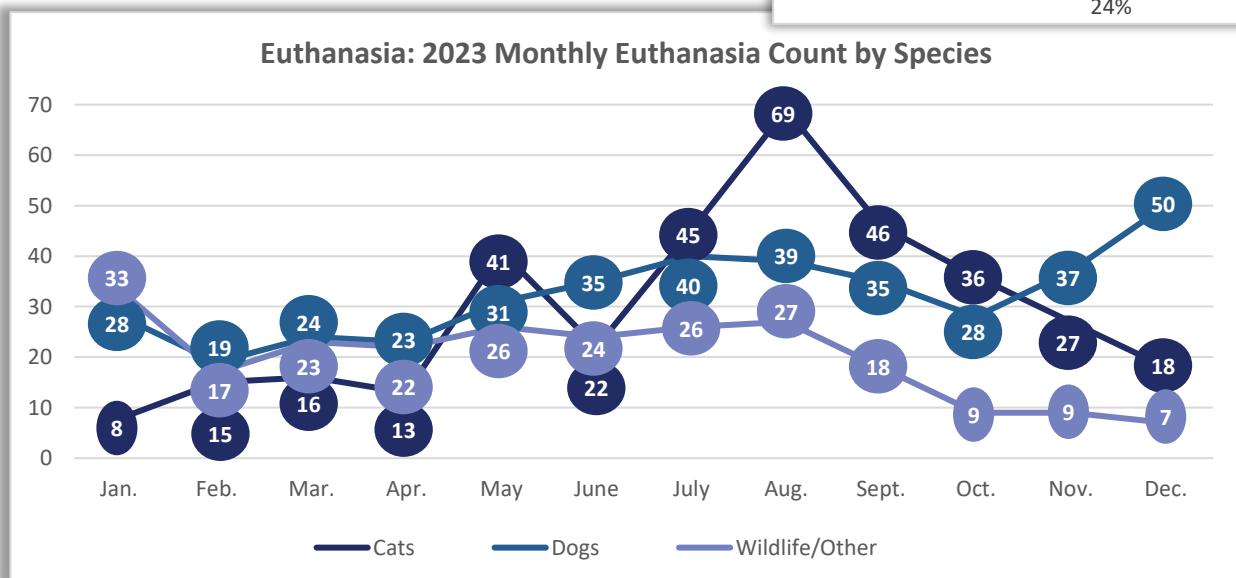


Euthanasia by Species – Year Comparison

Species	2023	2022	2021
Dog	389	237	167
Cat	356	248	214
Other	4	4	6
Wildlife	237	624	202
Total	986	1,113	589



Euthanasia: 2023 Monthly Euthanasia Count by Species



Monthly Operations Report – Dec. 2023

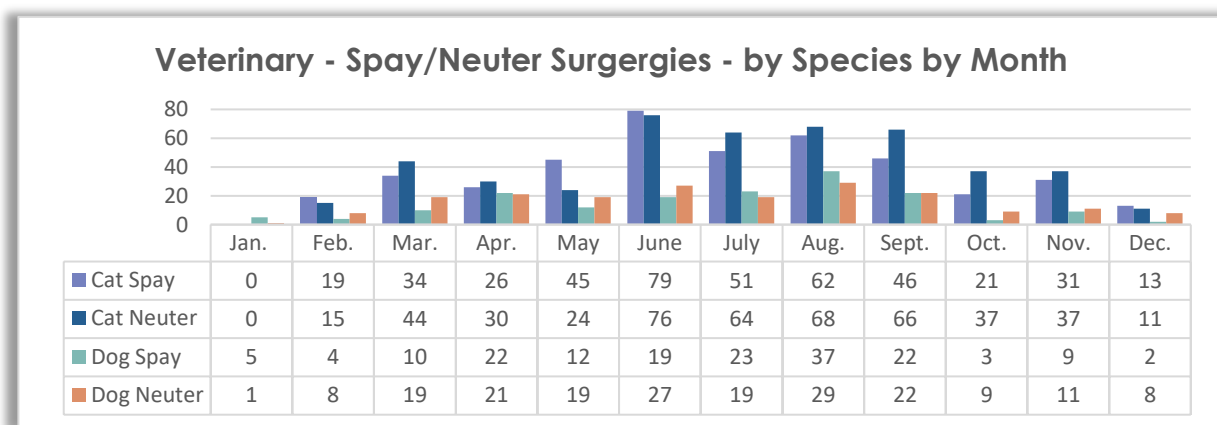
Veterinary Operations – Dec. 2023

Spay/Neuter Surgeries – Dec. Totals

	Dog	Cat	
Spay	2	13	15
Neuter	8	11	19
Total	10	24	34

Spay/Neuter Surgeries – Year Totals

	Dog	Cat	
Spay	168	427	595
Neuter	193	472	665
Total	361	899	1,260



Veterinary – Other Procedures - 2023 by Month

Procedure	Jan	Feb	Mar	Apr	May	June	July	Aug	Sept	Oct	Nov	Dec	
Entropion	0	0	0	0	0	0	0	0	0	0	0	0	0
Repair Incision	0	0	0	0	1	0	0	0	0	0	0	0	1
Repair Umbilical Hernia	0	0	0	0	2	2	2	2	2	0	0	0	10
Remove Growth	1	0	0	0	1	3	1	3	2	0	1	2	14
Treat/Close Wound	0	0	0	1	0	0	0	0	0	1	1	0	3
Enucleation	0	0	0	0	0	1	0	0	0	0	0	0	1
Tail Amputation	1	1	0	1	2	0	0	0	0	1	0	0	6
Cystotomy	0	0	1	0	0	0	0	0	0	0	0	0	1
Ear Flap Amputation	0	0	0	0	0	0	0	0	0	0	0	0	0
	2	1	1	2	6	6	3	5	4	2	2	2	36

