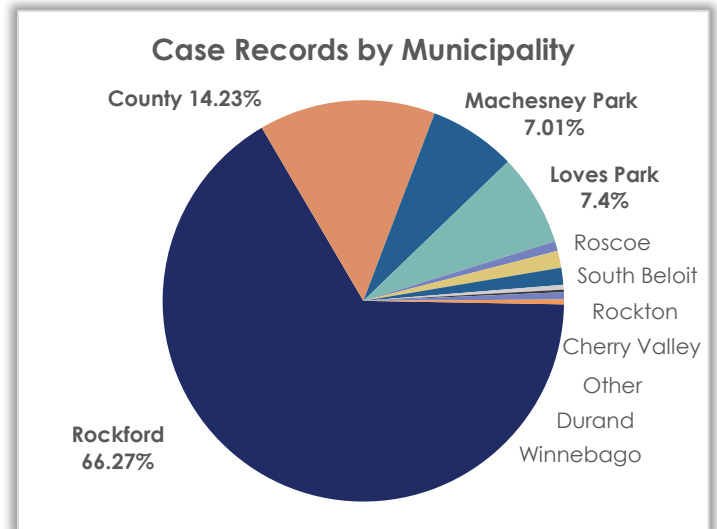


Monthly Operations Report – February 2024

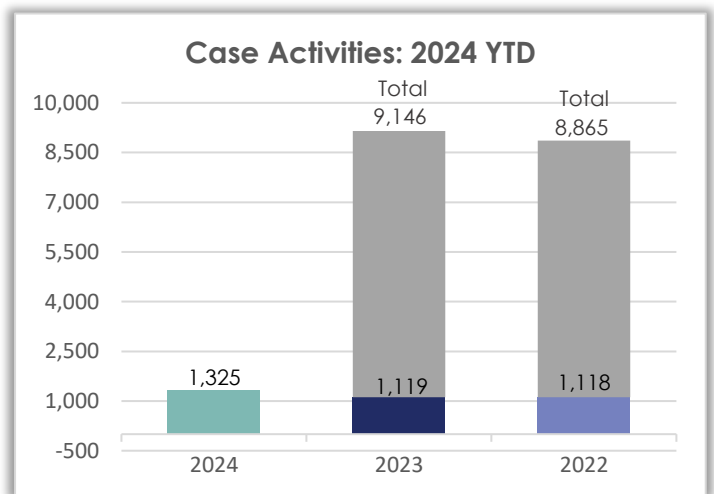
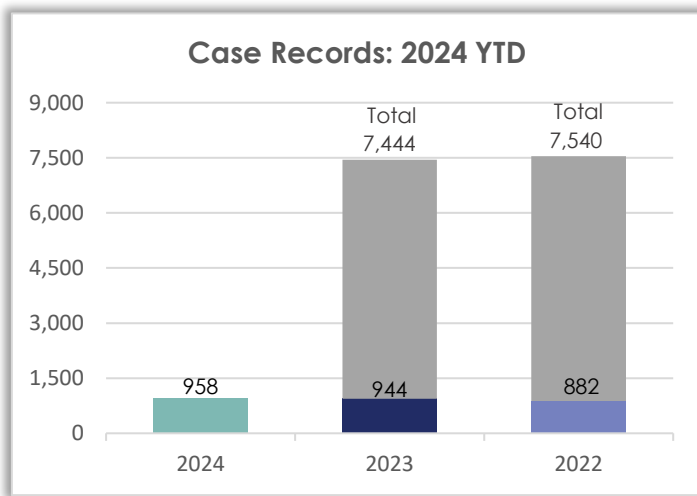
Field Services Case Records – February 2024

Case Records by Municipality – Month/Year Comparison

Municipality	Feb. 2024	Feb. 2023	Feb. 2022
Rockford	340	312	276
County	73	60	52
Machesney Park	36	19	34
Loves Park	38	30	31
Rockton	4	3	3
Roscoe	7	6	10
South Beloit	7	8	7
Durand	2	1	0
Pecatonica	0	0	0
Winnebago	1	2	5
New Milford	0	0	0
Cherry Valley	3	3	2
Boone County	0	0	0
Other	2	0	0
Total	513	444	420



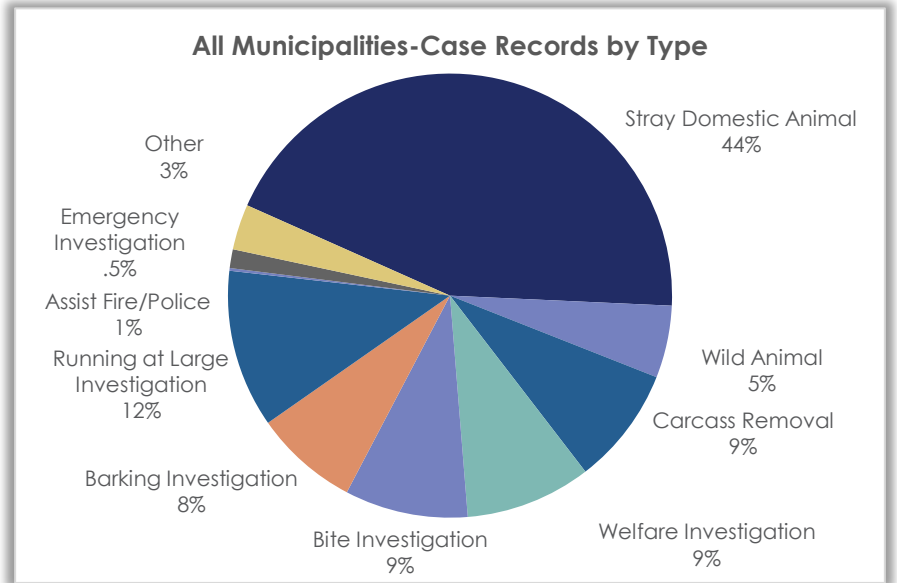
All Municipalities – Case Records & Activities: Year Comparison



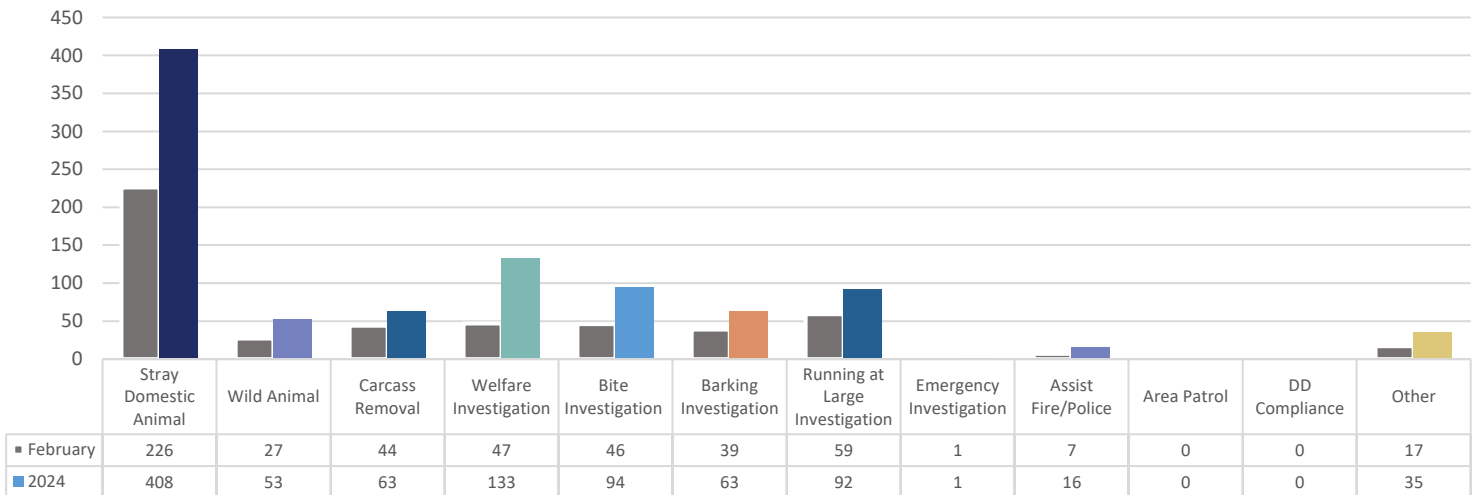
Monthly Operations Report – February 2024

Case Records for All Municipalities by Case Record Type

Case Record Types	Feb. 2024
Stray Domestic Animal	226
Wild Animal	27
Carcass Removal	44
Welfare Investigation	47
Bite Investigation	46
Barking Investigation	39
Running at Large Investigation	59
Emergency Investigation	1
Assist Fire/Police Dept.	7
Area Patrol	0
Dangerous Dog Compliance	0
Other	17
	513



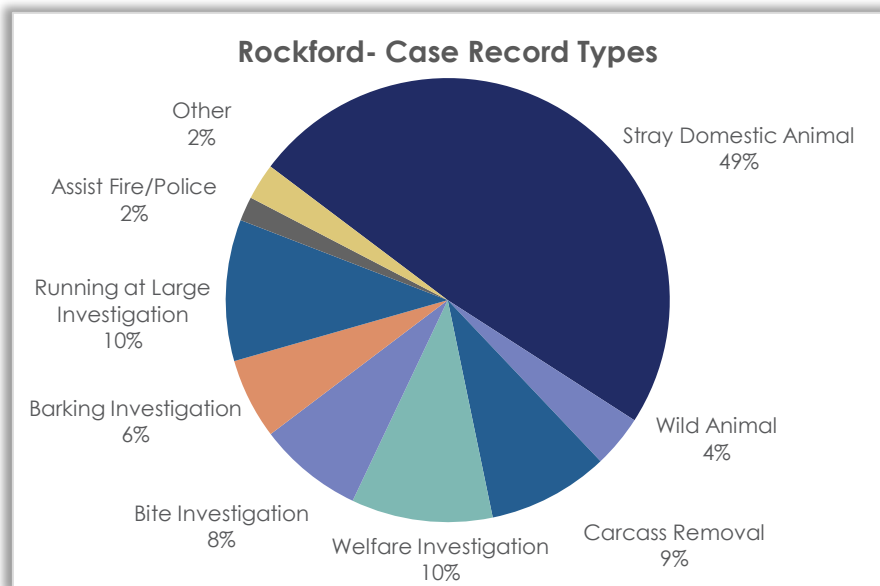
Case Records by Type: Month/Year Comparison



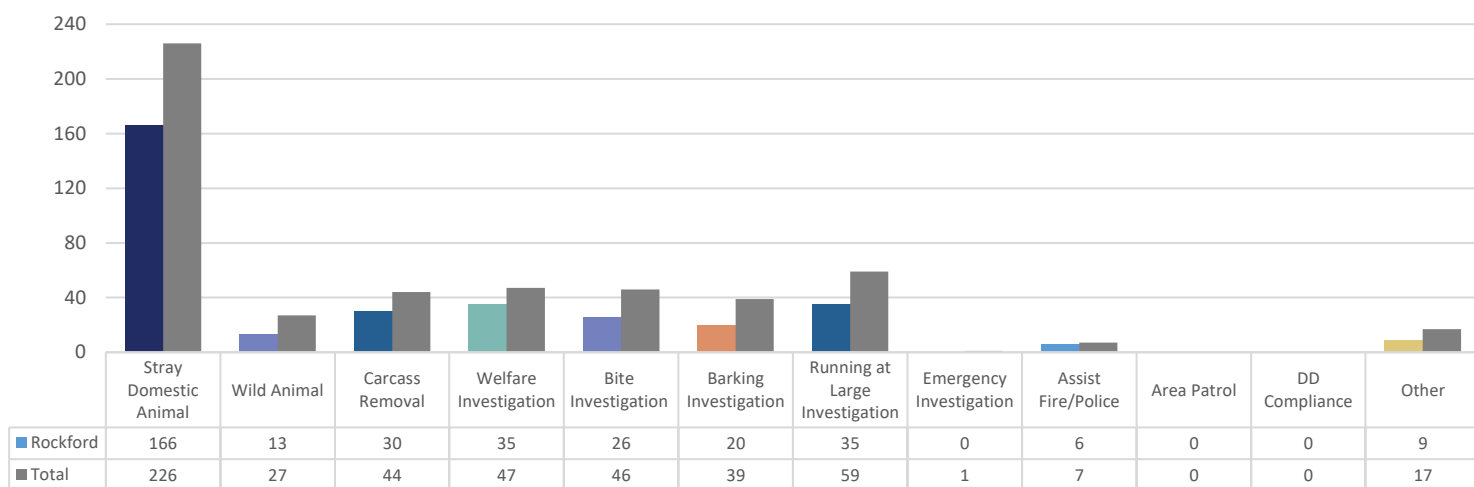
Monthly Operations Report – February 2024

Case Records for Rockford by Case Record Type

Case Record Types	Feb. 2024
Stray Domestic Animal	166
Wild Animal	13
Carcass Removal	30
Welfare Investigation	35
Bite Investigation	26
Barking Investigation	20
Running at Large Investigation	35
Emergency Investigation	0
Assist Fire/Police Dept.	6
Area Patrol	0
Dangerous Dog Compliance	0
Other	9
	340



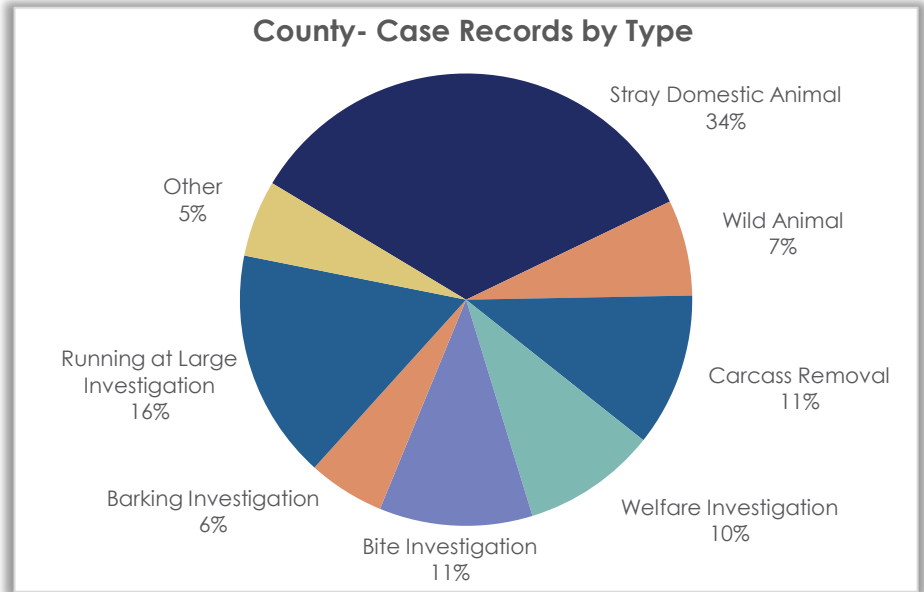
Case Records by Type: Rockford vs. Total Comparison



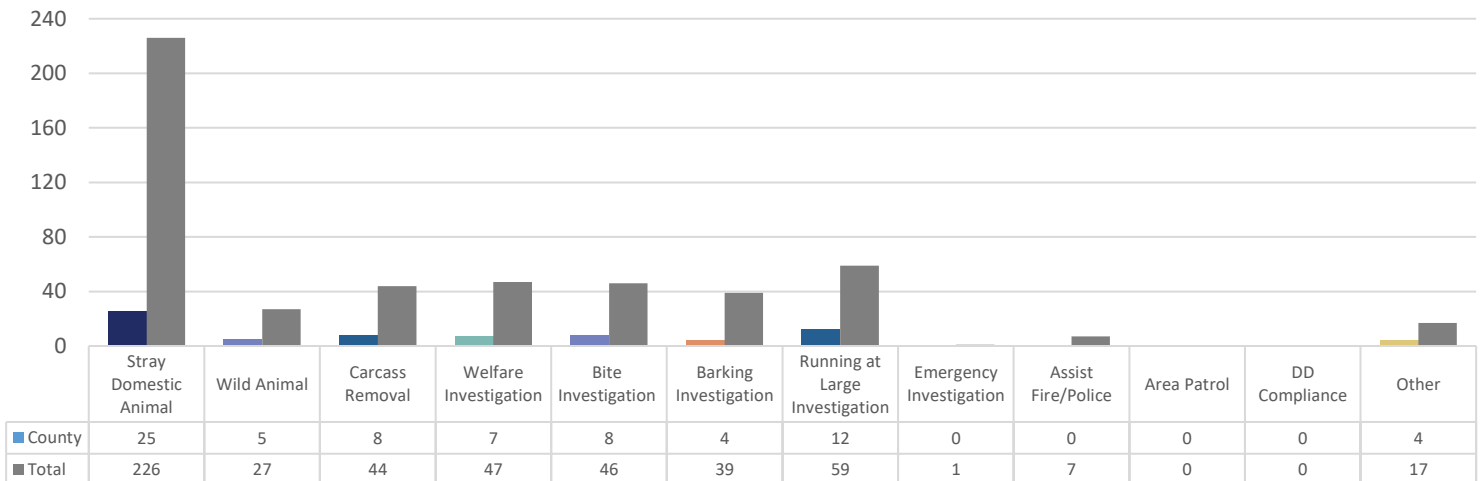
Monthly Operations Report – February 2024

Case Records for the County by Case Record Type

Case Record Types	Feb. 2024
Stray Domestic Animal	25
Wild Animal	5
Carcass Removal	8
Welfare Investigation	7
Bite Investigation	8
Barking Investigation	4
Running at Large Investigation	12
Emergency Investigation	0
Assist Fire/Police Dept.	0
Area Patrol	0
Dangerous Dog Compliance	0
Other	4
	73



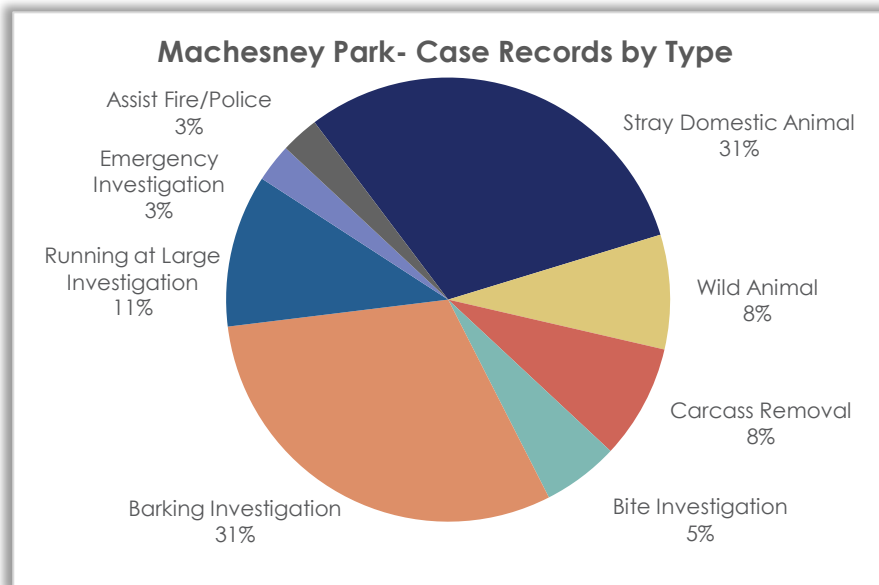
Case Records by Type: Comparison- County vs. Total



Monthly Operations Report – February 2024

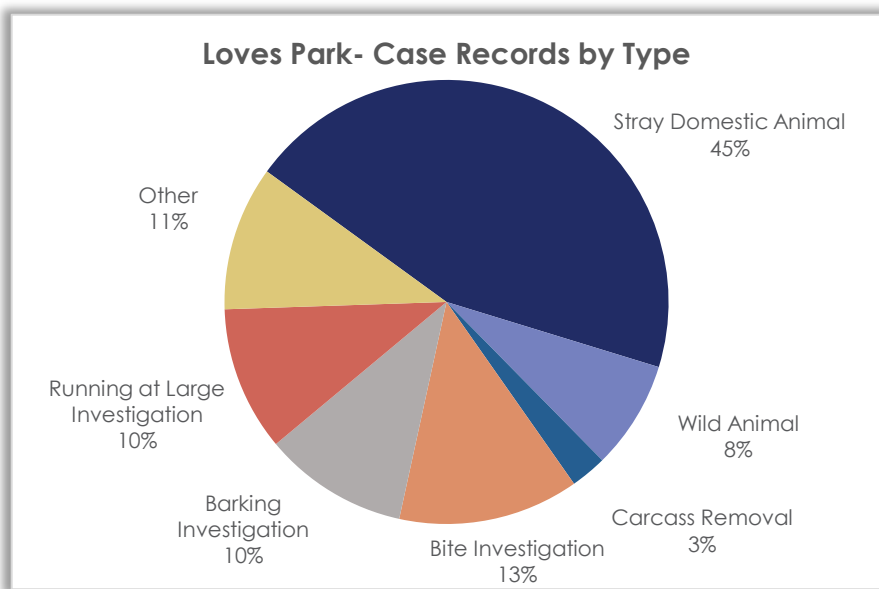
Case Records for Machesney Park by Case Record Type

Case Record Types	Feb. 2024
Stray Domestic Animal	11
Wild Animal	3
Carcass Removal	3
Welfare Investigation	0
Bite Investigation	2
Barking Investigation	11
Running at Large Investigation	4
Emergency Investigation	1
Assist Fire/Police Dept.	1
Area Patrol	0
DD Compliance	0
Other	0
	36



Case Records for Loves Park by Case Record Type

Case Record Types	Feb. 2024
Stray Domestic Animal	17
Wild Animal	3
Carcass Removal	1
Welfare Investigation	0
Bite Investigation	5
Barking Investigation	4
Running at Large Investigation	4
Emergency Investigation	0
Assist Fire/Police Dept.	0
Area Patrol	0
DD Compliance	0
Other	4
	38

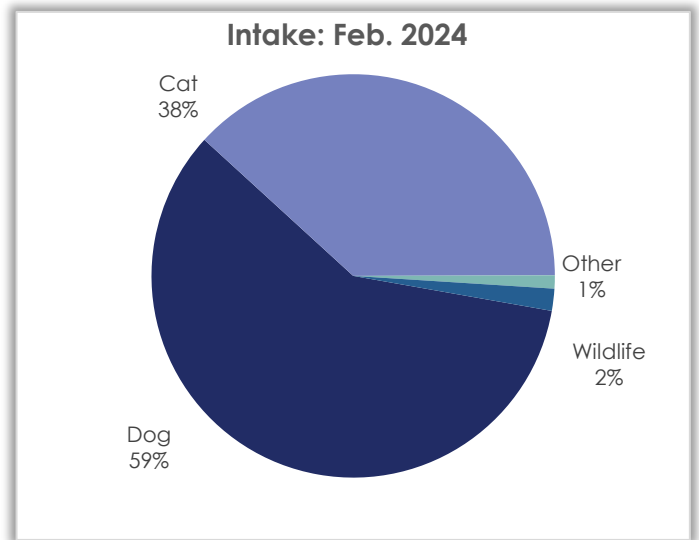


Monthly Operations Report – February 2024

Intake Statistics – Feb. 2024

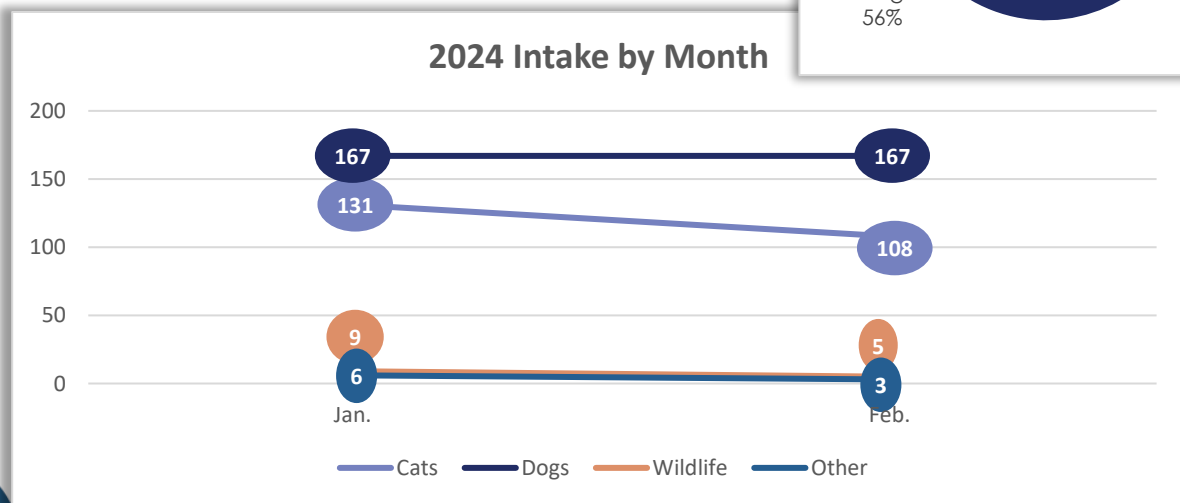
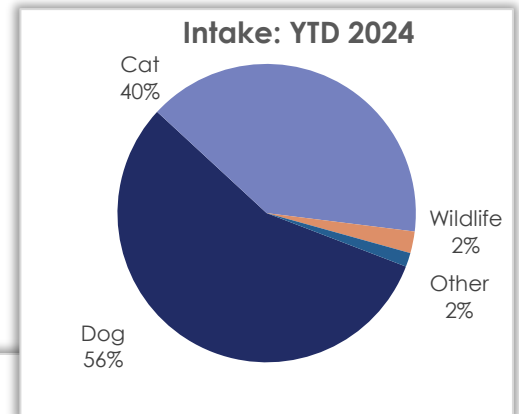
Intake by Species – Month/Year Comparison

Species	Feb. 2024	Feb. 2023	Feb. 2022
Dog	167	97	146
Cat	108	93	88
Domestic Rabbit	3	3	10
Domestic Bird	0	1	0
Guinea Pig	0	3	6
Fish	0	3	0
Wildlife	5	17	15
Total	283	217	265



Intake by Species – YTD/Year Comparison

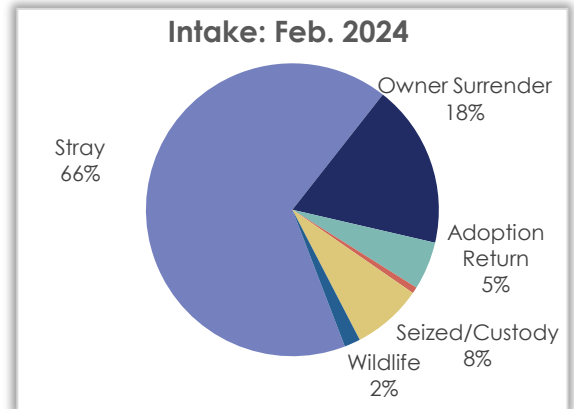
Species	YTD 2024	YTD 2023	YTD 2022
Dog	334	247	252
Cat	239	217	192
Wildlife	14	57	34
Other	9	17	28
Total	596	538	506



Monthly Operations Report – February 2024

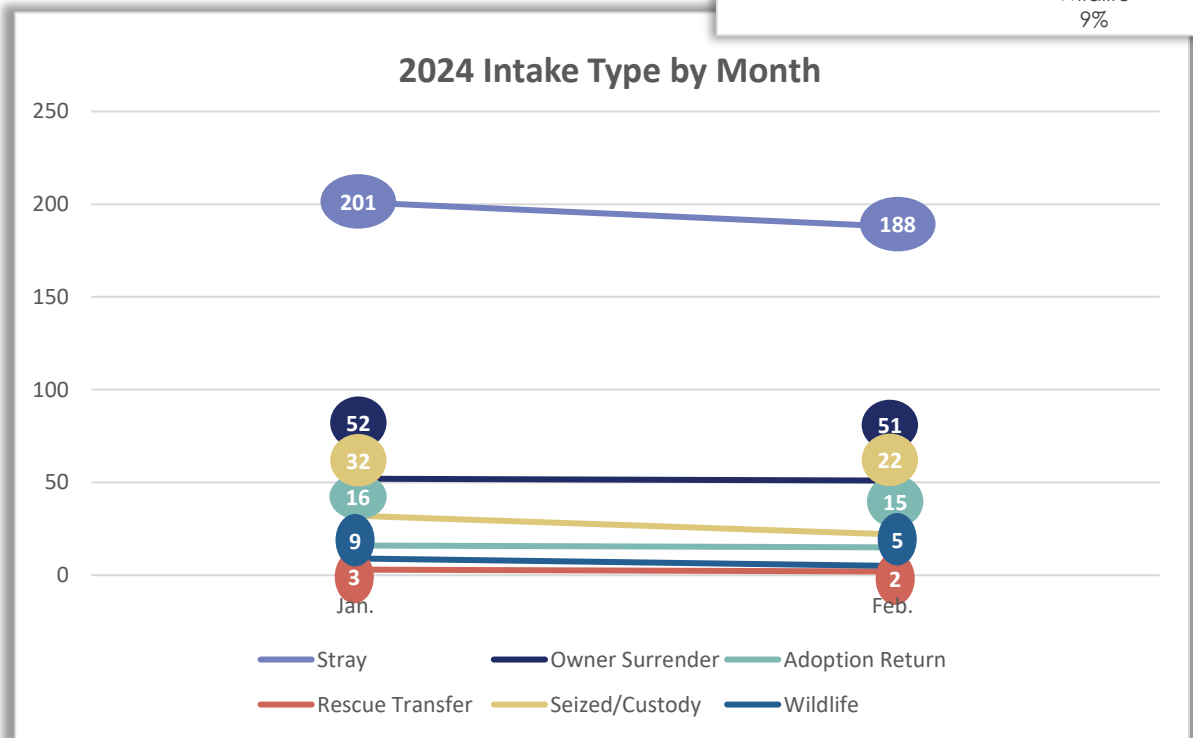
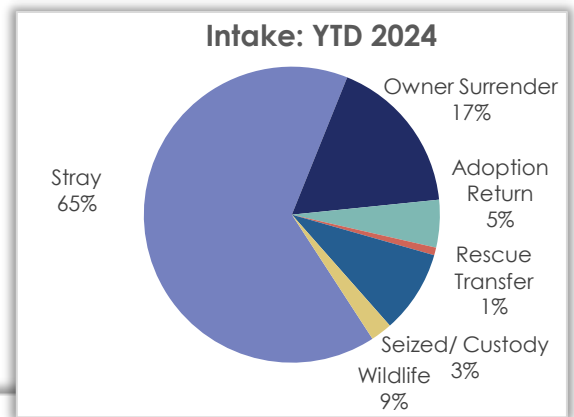
Intake by Type – Month/Year Comparison

Intake Type	Feb. 2024	Feb. 2023	Feb. 2022
Stray	188	136	154
Owner Surrender	51	37	57
Adoption Return	15	14	17
Rescue Transfer	2	0	0
Seized/Custody	22	13	22
Wildlife	5	17	15
Total	283	217	265



Intake by Type – YTD/Year Comparison

Intake Type	YTD 2024	YTD 2023	YTD 2022
Stray	389	316	271
Owner Surrender	103	100	116
Adoption Return	31	27	33
Rescue Transfer	5	2	7
Seized/Custody	54	36	45
Wildlife	14	57	34
Total	596	538	506



Monthly Operations Report – February 2024

Stray Intake

Stray Intake by Species – Month/Year Comparison

Species	Feb. 2024	Feb. 2023	Feb. 2022
Dog	108	68	85
Cat	80	67	64
Other/Wildlife	0	1	5
Total	188	136	154

Owner Surrender

Owner Surrender by Species – Month/Year Comparison

Species	Feb. 2024	Feb. 2023	Feb. 2022
Dog	29	14	34
Cat	19	18	13
Other	3	5	10
Total	51	37	57

Adoption Return

Adoption Returns by Species – Month/Year Comparison

Species	Feb. 2024	Feb. 2023	Feb. 2022
Dog	11	10	8
Cat	4	14	8
Other	0	0	1
Total	15	14	17

Seized/Custody

Seized/Custody by Species – Month/Year Comparison

Species	Feb. 2024	Feb. 2023	Feb. 2022
Dog	17	5	19
Cat	5	4	3
Other	0	4	0
Total	22	13	22



Monthly Operations Report – February 2024

Outcome Statistics – Feb. 2024

Return to Owner

Return to Owner by Species – Month/Year Comparison

Species	Feb. 2024	Feb. 2023	Feb. 2022
Dog	40	25	55
Cat	4	3	9
Other	2	1	0
Total	46	29	64

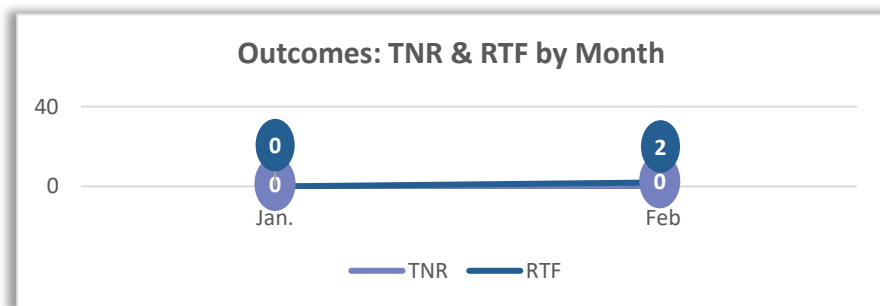
Return to Owner by Species – YTD/Year Comparison

Species	YTD 2024	YTD 2023	YTD 2022
Dog	91	86	96
Cat	12	11	14
Other	3	1	0
Total	106	98	110

TNR and RTF

Trap-Neuter-Return and Return-to-Field Outcomes by Month

	Jan.	Feb.	
TNR	0	0	0
RTF	0	2	2
	0	2	



Wildlife

Wildlife Rehabilitation Month/Year and Year Comparisons

Feb. 2024

Feb. 2024	Feb. 2023	Feb. 2022
0	0	1

YTD 2024

YTD 2024	YTD 2023	YTD 2022
0	3	4

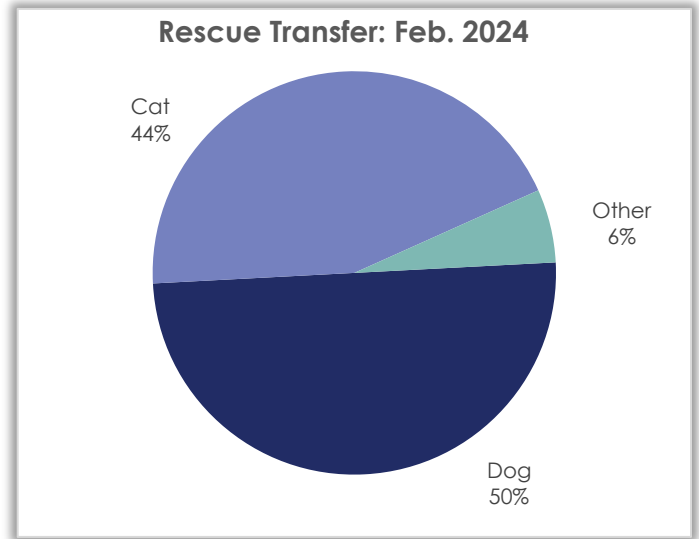


Monthly Operations Report – February 2024

Rescue Transfer

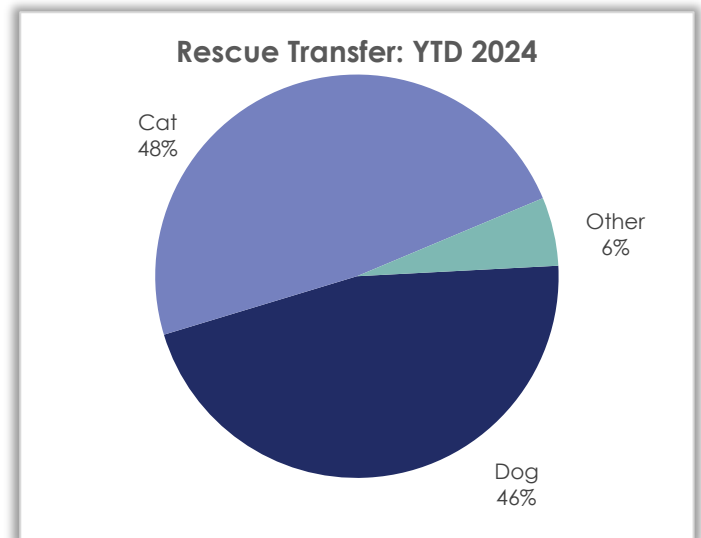
Rescue Transfer by Species – Month/Year Comparison

Species	Feb. 2024	Feb. 2023	Feb. 2022
Dog	17	16	9
Cat	15	32	15
Guinea Pig	0	3	0
Domestic Rabbit	2	1	0
Total	34	52	24



Rescue Transfer by Species – YTD/Year Comparison

Species	YTD 2024	YTD 2023	YTD 2022
Dog	42	30	14
Cat	44	110	15
Other	5	6	2
Total	91	146	31

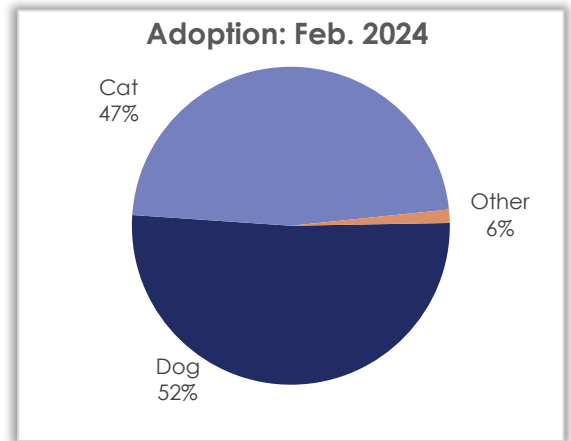


Monthly Operations Report – February 2024

Adoption

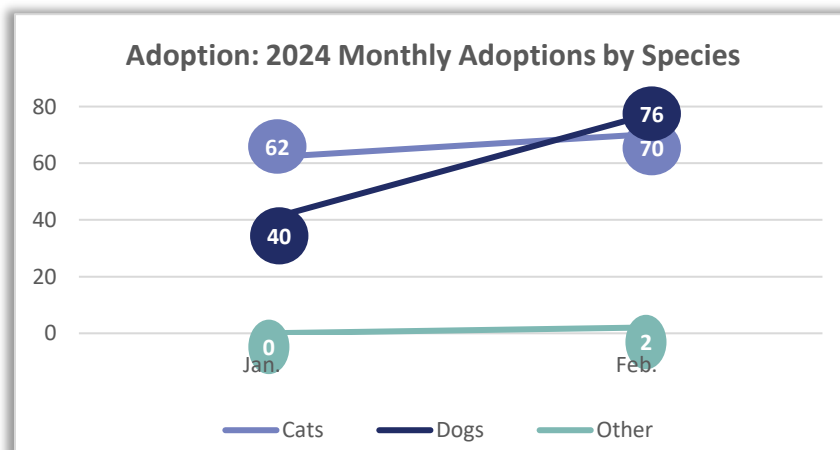
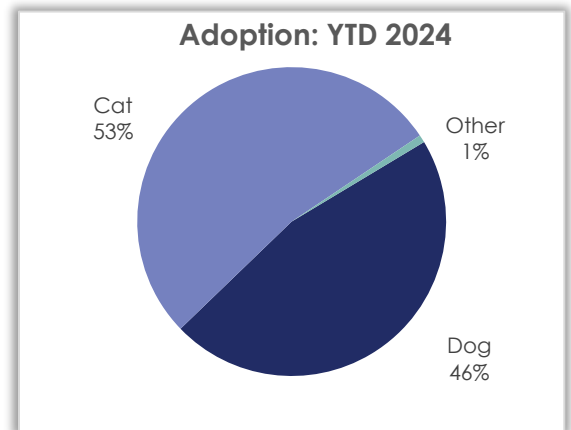
Adoption by Species – Month/Year Comparison

Species	Feb. 2024	Feb. 2023	Feb. 2022
Dog	76	48	49
Cat	70	29	50
Domestic Rabbit	0	1	11
Fish	0	4	0
Guinea Pig	2	0	2
Total	148	82	112



Adoption by Species – YTD/Year Comparison

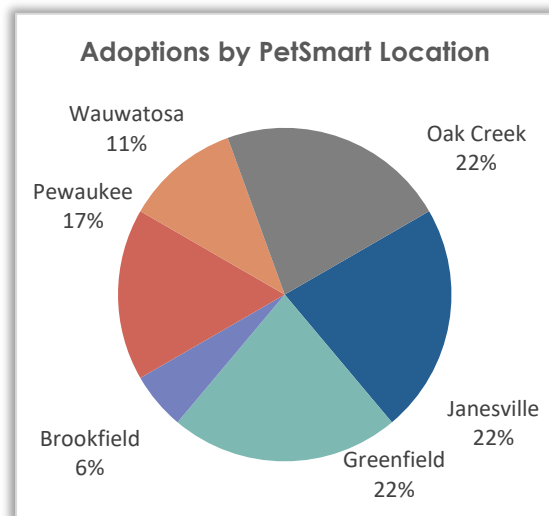
Species	YTD 2024	YTD 2023	YTD 2022
Dog	116	100	105
Cat	132	87	141
Other	2	6	23
Total	250	193	269



Monthly Operations Report – February 2024

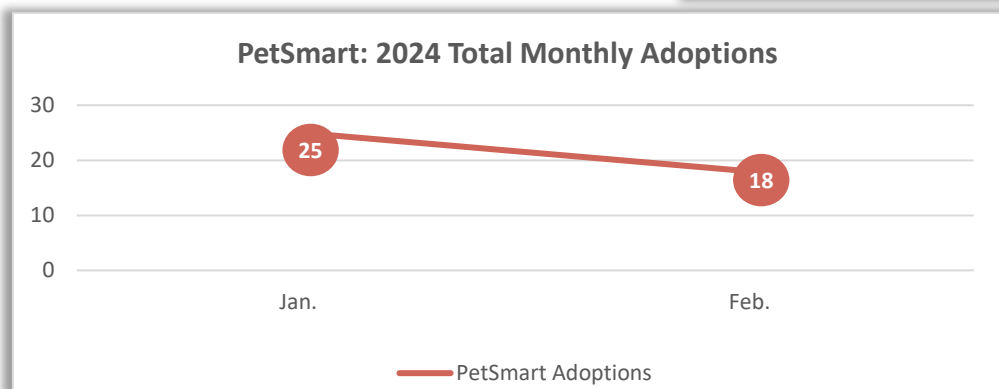
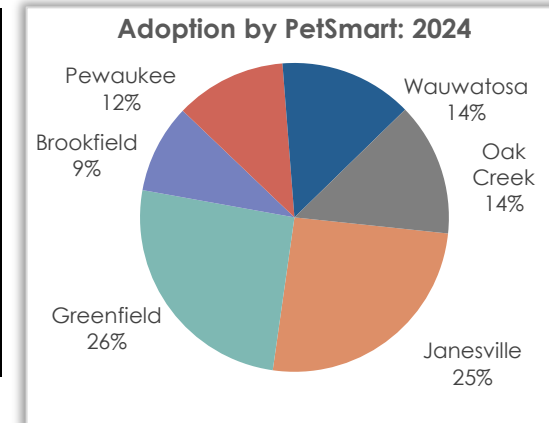
Off-site Adoptions by PetSmart Location – Month/Year Comparison

PetSmart Location	Feb. 2024	Feb. 2023	Feb. 2022
Machesney Park	-	0	1
Rockford	-	0	0
Janesville	4	0	5
Greenfield	4	2	3
Brookfield	1	2	0
Pewaukee	3	2	0
Wauwatosa	2	0	2
Oak Creek	4	-	-
Total	18	6	11



Off-site Adoptions by PetSmart Location – YTD/Year Comparison

PetSmart Location	YTD 2024	YTD 2023	YTD 2022
Machesney Park	-	0	6
Rockford	-	2	0
Janesville	11	3	9
Greenfield	11	5	10
Brookfield	4	2	5
Pewaukee	5	4	1
Wauwatosa	6	3	7
Oak Creek	6	-	-
Total	43	19	38

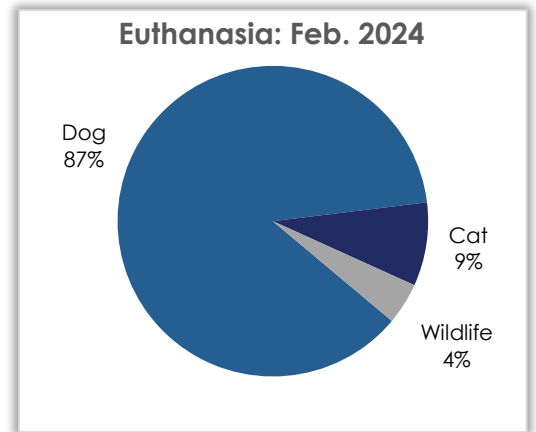


Monthly Operations Report – February 2024

Euthanasia

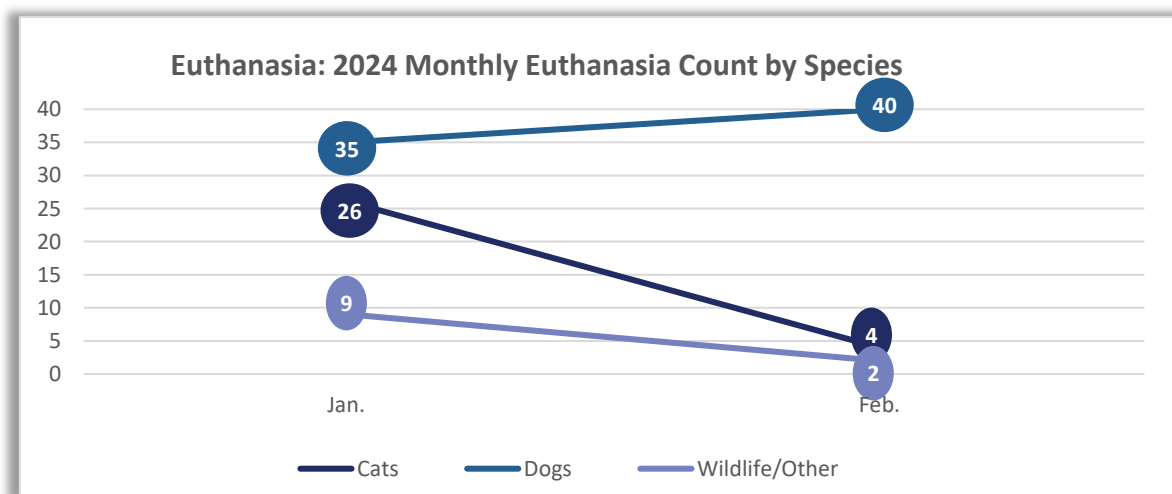
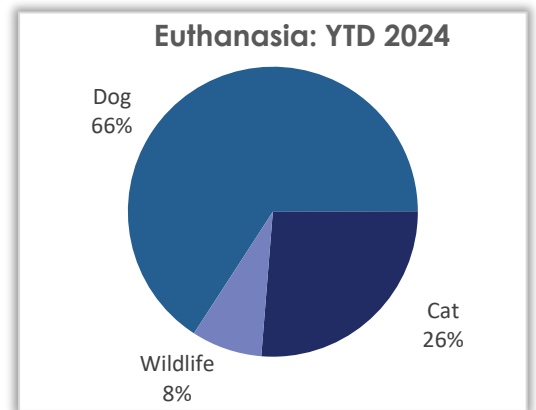
Euthanasia by Species – Month/Year Comparison

Species	Feb. 2024	Feb. 2023	Feb. 2022
Dog	40	19	17
Cat	4	15	12
Other	2	0	0
Wildlife	0	17	13
Total	46	51	42



Euthanasia by Species – YTD/Year Comparison

Species	YTD 2024	YTD 2023	YTD 2022
Dog	75	47	34
Cat	30	23	21
Other	0	0	0
Wildlife	9	50	28
Total	116	120	83



Monthly Operations Report – February 2024

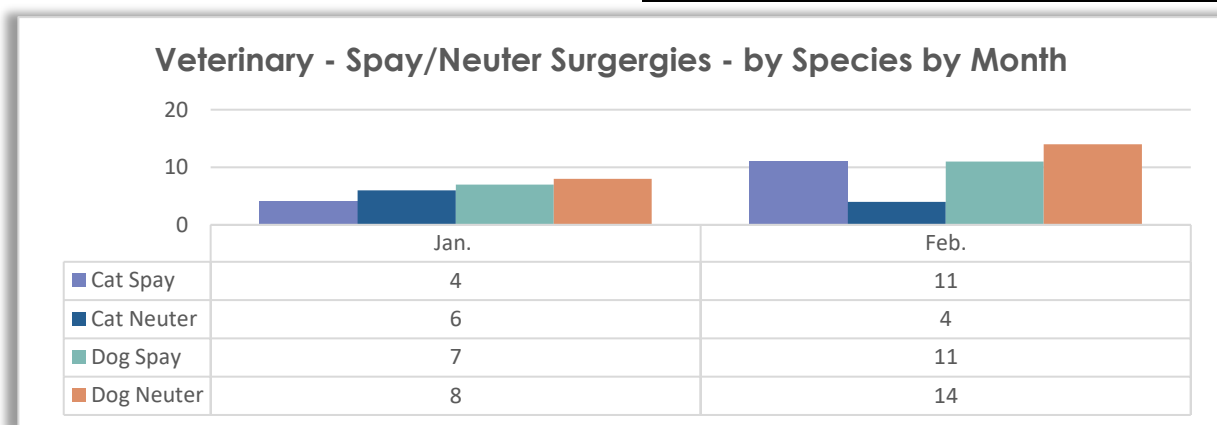
Veterinary Operations – Feb. 2024

Spay/Neuter Surgeries – Feb. Totals

	Dog	Cat	
Spay	11	11	22
Neuter	14	4	18
Total	25	15	40

Spay/Neuter Surgeries – YTD Totals

	Dog	Cat	
Spay	18	15	33
Neuter	22	10	32
Total	40	25	65



Veterinary – Other Procedures - 2024 by Month

Procedure	Jan	Feb	
Entropion	0	0	0
Repair Incision	0	0	0
Repair Umbilical Hernia	0	0	0
C-Section	0	0	0
Remove Growth	0	0	0
Treat/Close Wound	0	0	0
Ear Resection	0	0	0
Enucleation	0	0	0
Repair Cherry Eye	0	0	0
Tail Amputation	0	0	0
Leg Amputation	0	0	0
FHO	0	0	0
Remove Ovarian Tissue	0	0	0
Repair Prolapsed Uterus	0	0	0
Cystotomy	0	0	0
Ear Flap Amputation	0	0	0
Total	0	0	0

