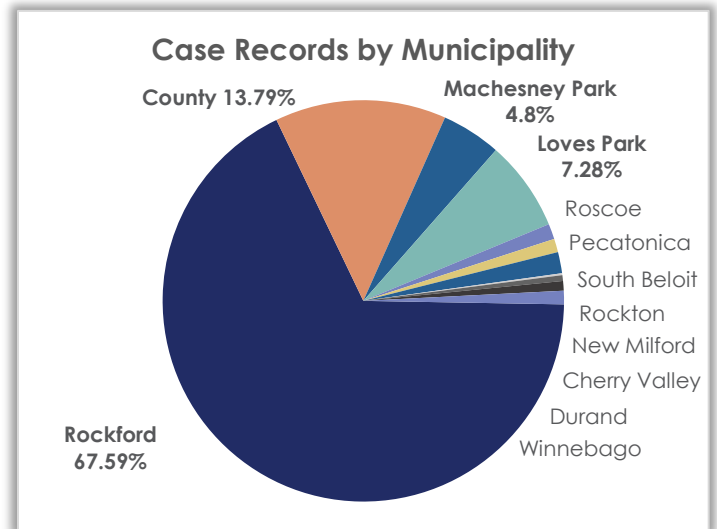


Monthly Operations Report – March 2024

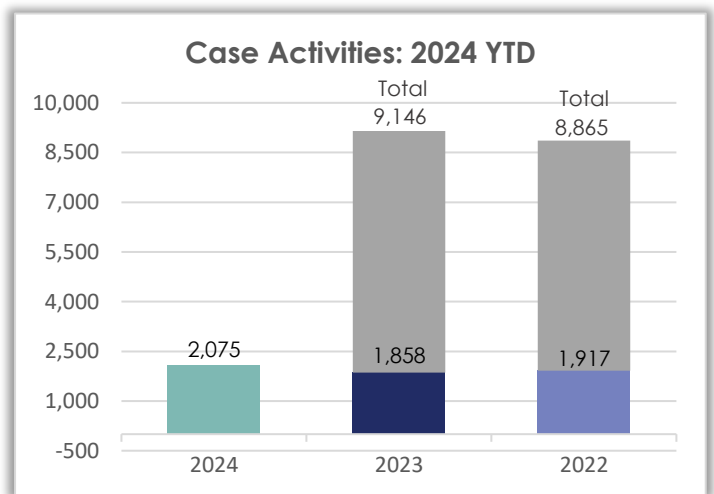
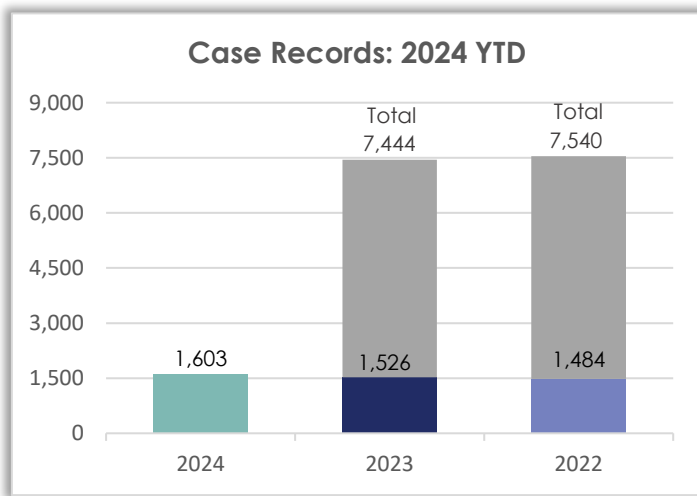
Field Services Case Records – March 2024

Case Records by Municipality – Month/Year Comparison

Municipality	Mar. 2024	Mar. 2023	Mar. 2022
Rockford	436	368	392
County	89	109	100
Machesney Park	31	49	32
Loves Park	47	20	39
Rockton	8	7	10
Roscoe	7	6	8
South Beloit	11	17	11
Durand	1	0	2
Pecatonica	3	0	1
Winnebago	5	2	3
New Milford	0	2	0
Cherry Valley	7	2	4
Boone County	0	0	0
Other	0	0	0
Total	645	582	602



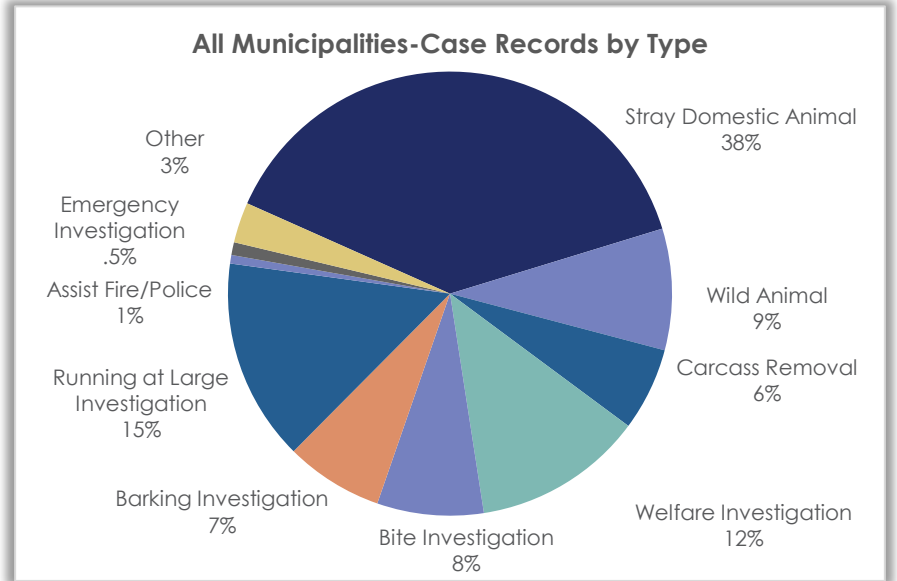
All Municipalities – Case Records & Activities: Year Comparison



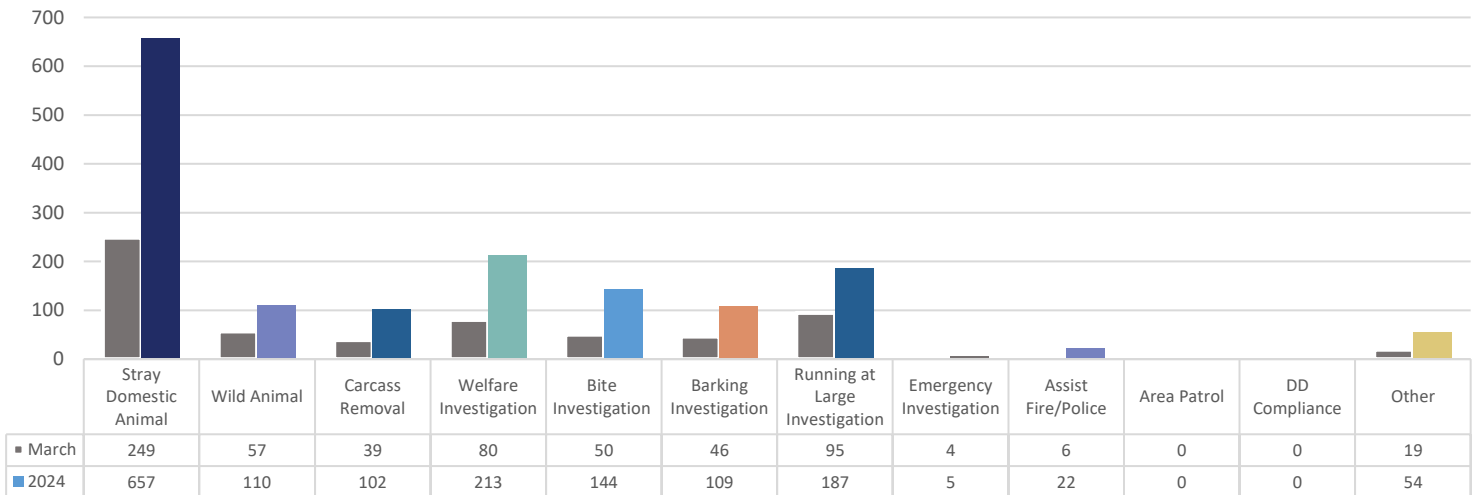
Monthly Operations Report – March 2024

Case Records for All Municipalities by Case Record Type

Case Record Types	Mar. 2024
Stray Domestic Animal	249
Wild Animal	57
Carcass Removal	39
Welfare Investigation	80
Bite Investigation	50
Barking Investigation	46
Running at Large Investigation	95
Emergency Investigation	4
Assist Fire/Police Dept.	6
Area Patrol	0
Dangerous Dog Compliance	0
Other	19
	645



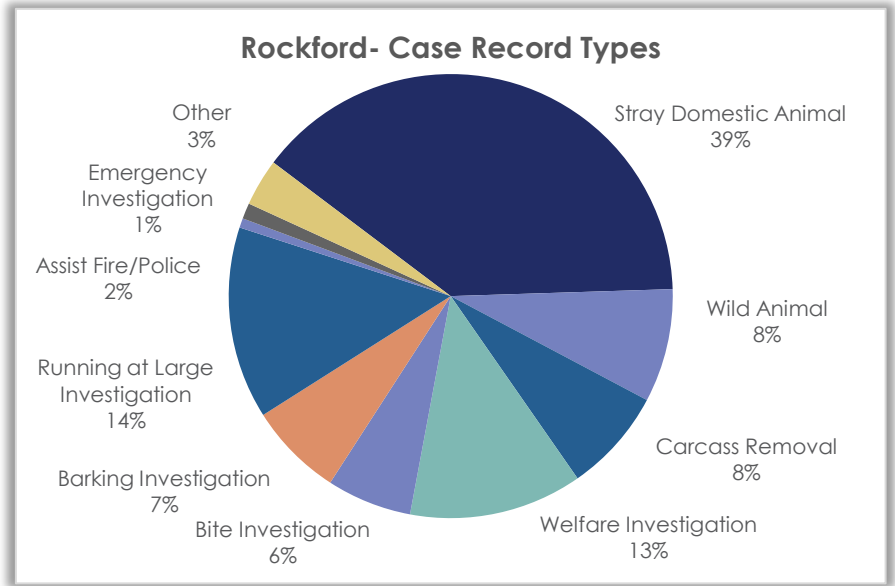
Case Records by Type: Month/Year Comparison



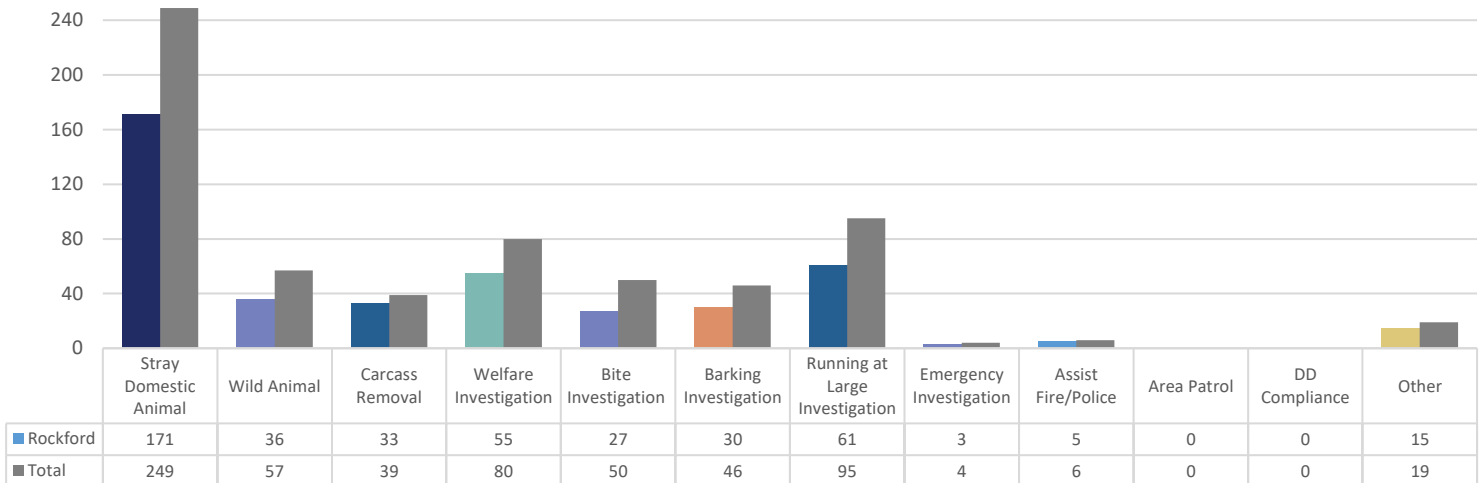
Monthly Operations Report – March 2024

Case Records for Rockford by Case Record Type

Case Record Types	Mar. 2024
Stray Domestic Animal	171
Wild Animal	36
Carcass Removal	33
Welfare Investigation	55
Bite Investigation	27
Barking Investigation	30
Running at Large Investigation	61
Emergency Investigation	3
Assist Fire/Police Dept.	5
Area Patrol	0
Dangerous Dog Compliance	0
Other	15
	436



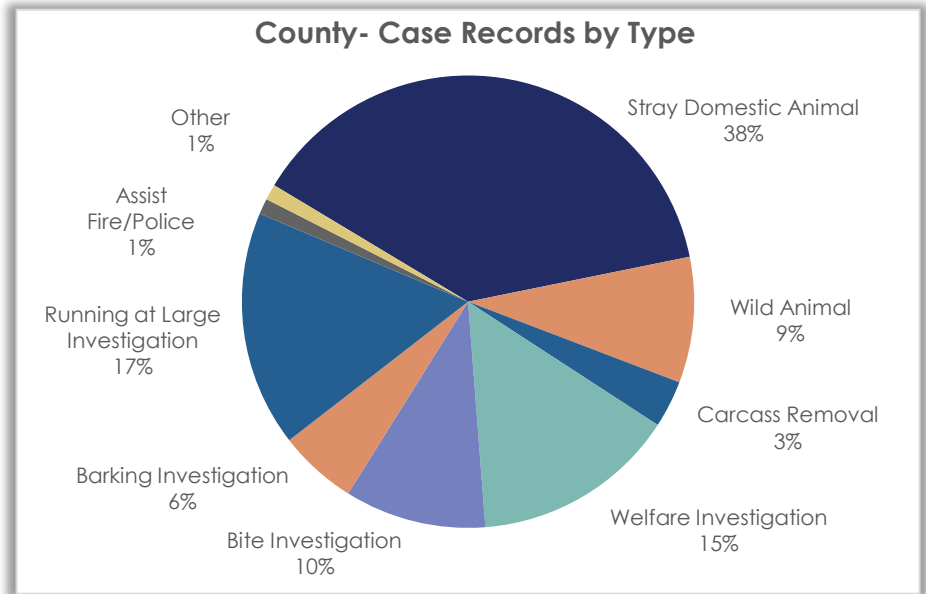
Case Records by Type: Rockford vs. Total Comparison



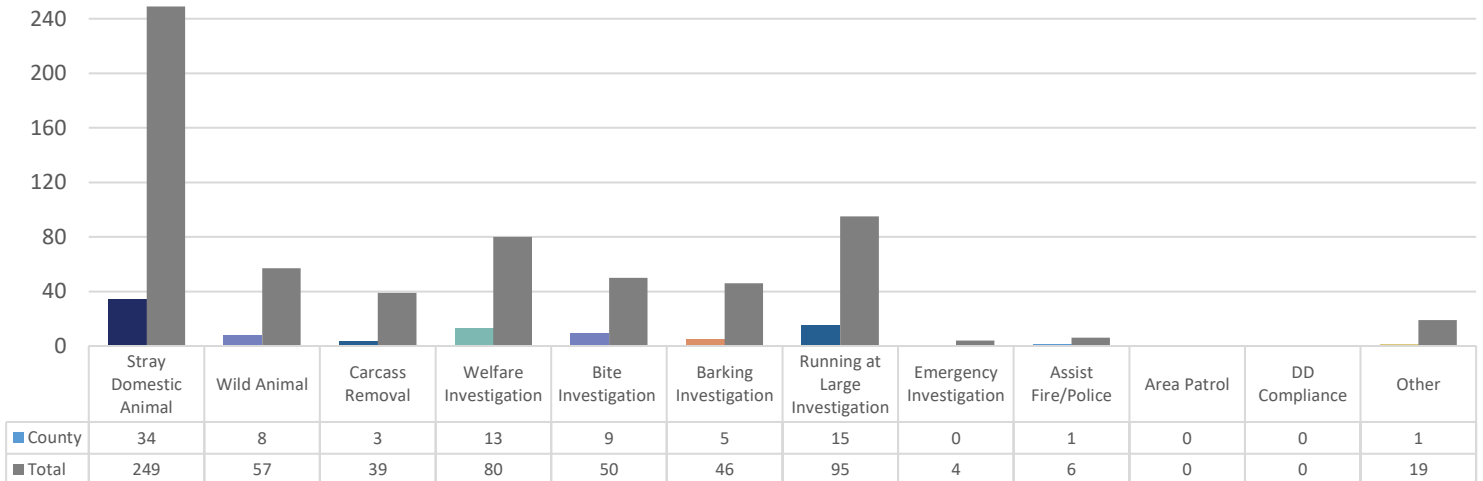
Monthly Operations Report – March 2024

Case Records for the County by Case Record Type

Case Record Types	Mar. 2024
Stray Domestic Animal	34
Wild Animal	8
Carcass Removal	3
Welfare Investigation	13
Bite Investigation	9
Barking Investigation	5
Running at Large Investigation	15
Emergency Investigation	0
Assist Fire/Police Dept.	1
Area Patrol	0
Dangerous Dog Compliance	0
Other	1
	89



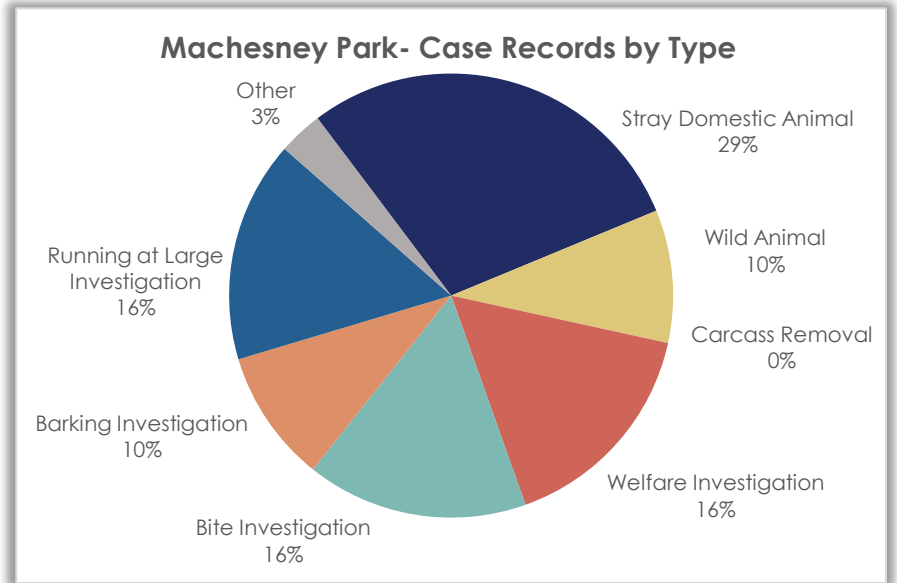
Case Records by Type: Comparison- County vs. Total



Monthly Operations Report – March 2024

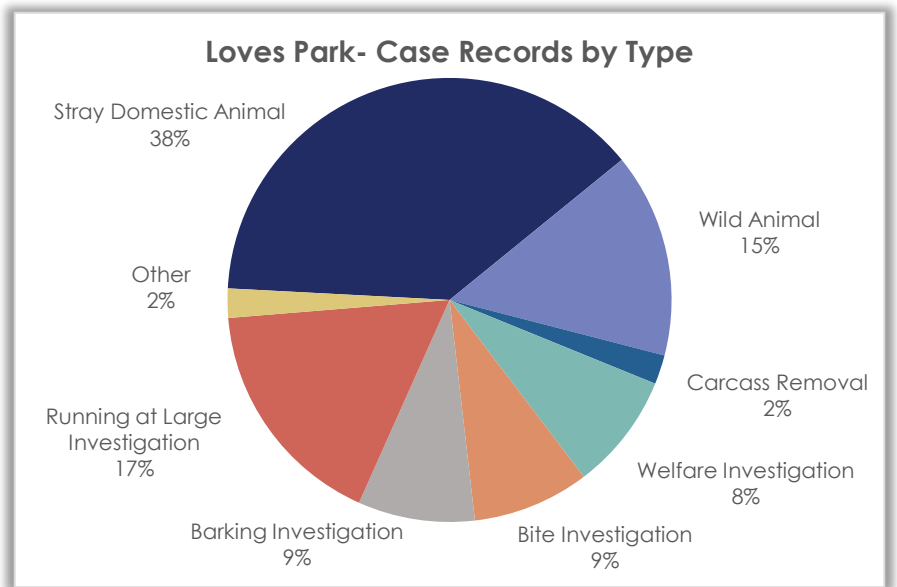
Case Records for Machesney Park by Case Record Type

Case Record Types	Mar. 2024
Stray Domestic Animal	9
Wild Animal	3
Carcass Removal	0
Welfare Investigation	5
Bite Investigation	5
Barking Investigation	3
Running at Large Investigation	5
Emergency Investigation	0
Assist Fire/Police Dept.	0
Area Patrol	0
DD Compliance	0
Other	1
Total	31



Case Records for Loves Park by Case Record Type

Case Record Types	Mar. 2024
Stray Domestic Animal	18
Wild Animal	7
Carcass Removal	1
Welfare Investigation	4
Bite Investigation	4
Barking Investigation	4
Running at Large Investigation	8
Emergency Investigation	0
Assist Fire/Police Dept.	0
Area Patrol	0
DD Compliance	0
Other	1
Total	47

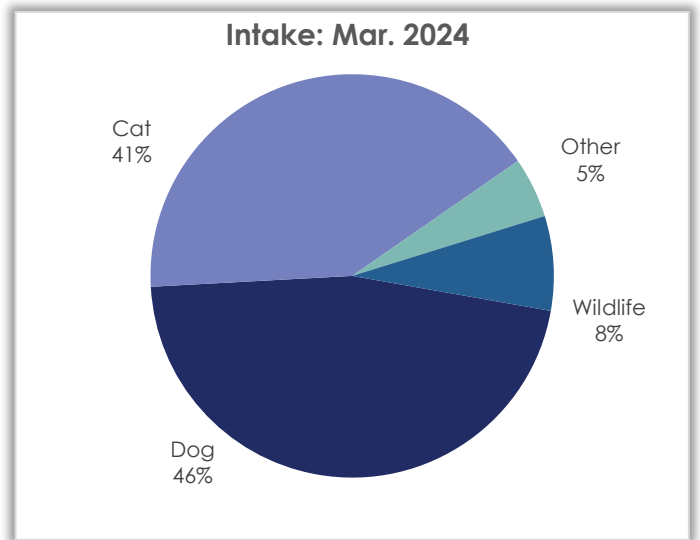


Monthly Operations Report – March 2024

Intake Statistics – Mar. 2024

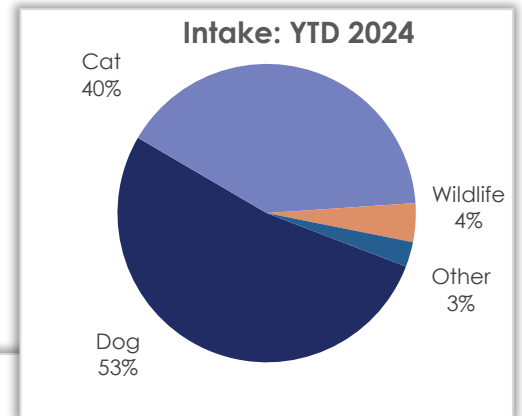
Intake by Species – Month/Year Comparison

Species	Mar. 2024	Mar. 2023	Mar. 2022
Dog	153	169	183
Cat	136	151	112
Domestic Rabbit	3	1	3
Chicken	5	1	0
Rat	4	0	5
Guinea Pig	0	4	5
Fish	1	0	0
Lizard	1	1	0
Duck	2	0	0
Domestic Bird	0	0	3
Goat	0	0	1
Hamster	0	0	1
Wildlife	25	25	54
Total	330	352	367

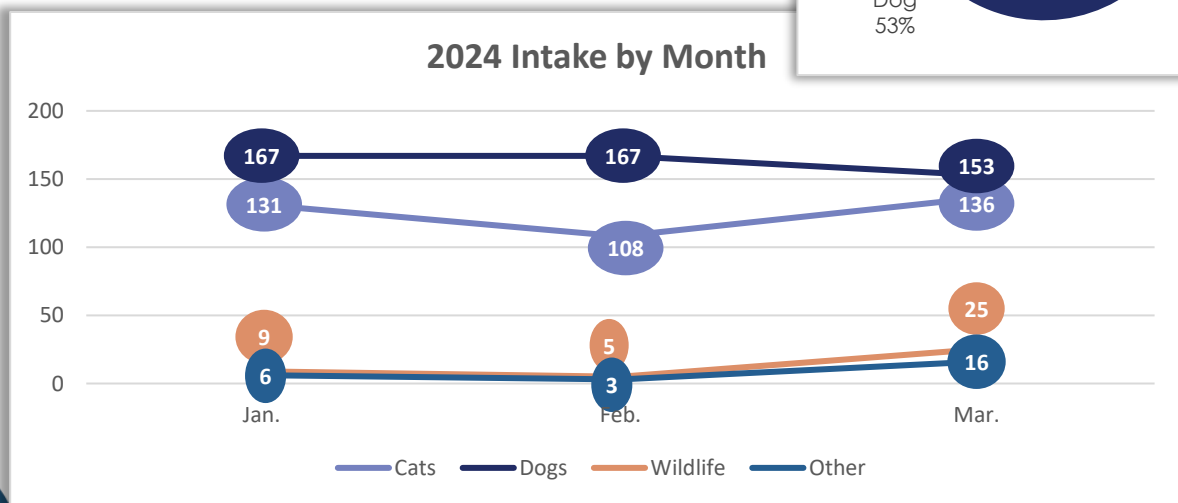


Intake by Species – YTD/Year Comparison

Species	YTD 2024	YTD 2023	YTD 2022
Dog	487	416	435
Cat	375	368	304
Wildlife	39	82	88
Other	25	24	46
Total	926	890	873



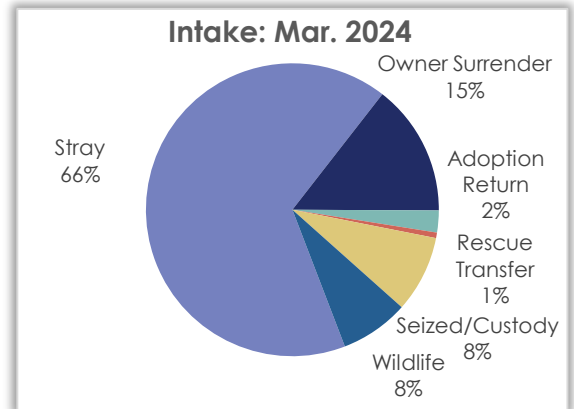
2024 Intake by Month



Monthly Operations Report – March 2024

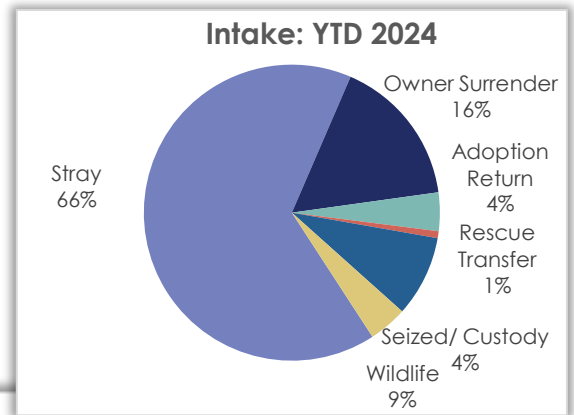
Intake by Type – Month/Year Comparison

Intake Type	Mar. 2024	Mar. 2023	Mar. 2022
Stray	219	211	190
Owner Surrender	48	63	72
Adoption Return	8	22	21
Rescue Transfer	2	1	1
Seized/Custody	28	30	29
Wildlife	25	25	54
Total	330	352	367

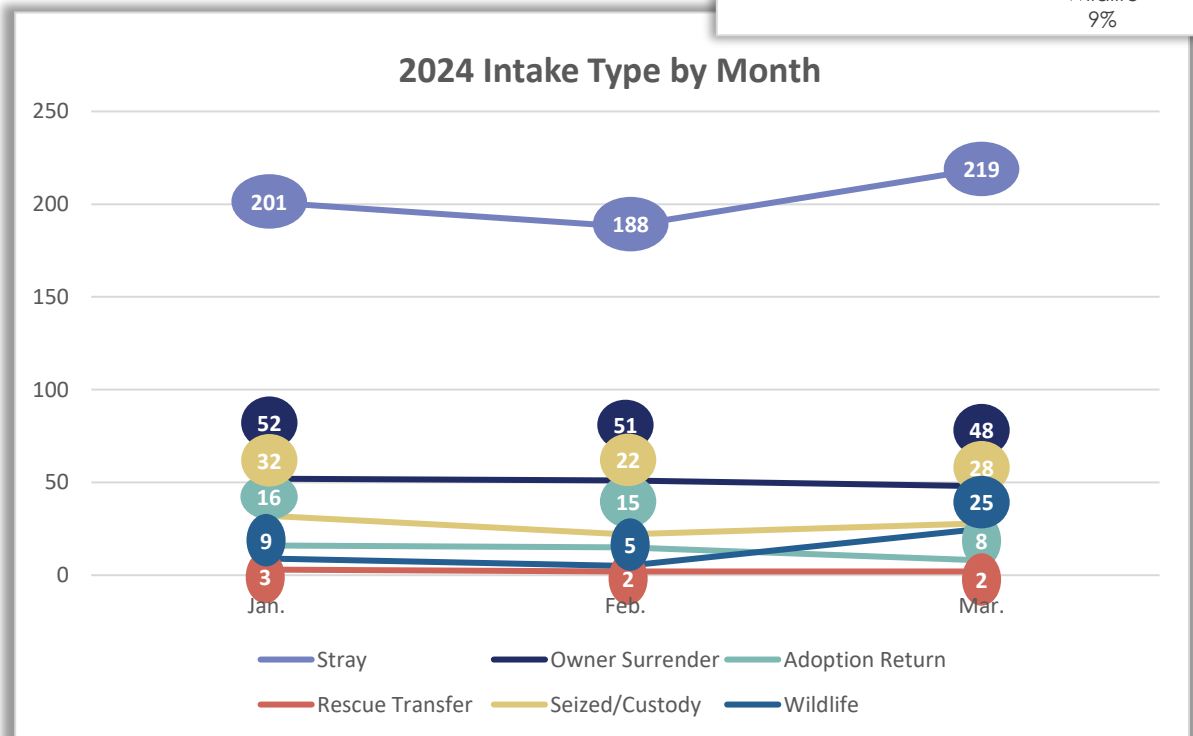


Intake by Type – YTD/Year Comparison

Intake Type	YTD 2024	YTD 2023	YTD 2022
Stray	608	527	461
Owner Surrender	151	163	188
Adoption Return	39	49	54
Rescue Transfer	7	3	8
Seized/Custody	82	66	74
Wildlife	39	82	88
Total	926	890	873



2024 Intake Type by Month



Monthly Operations Report – March 2024

Stray Intake

Stray Intake by Species – Month/Year Comparison

Species	Mar. 2024	Mar. 2023	Mar. 2022
Dog	110	103	115
Cat	99	106	70
Other/Wildlife	10	2	5
Total	219	211	190

Owner Surrender

Owner Surrender by Species – Month/Year Comparison

Species	Mar. 2024	Mar. 2023	Mar. 2022
Dog	19	29	39
Cat	25	29	23
Other	4	5	10
Total	48	63	72

Adoption Return

Adoption Returns by Species – Month/Year Comparison

Species	Mar. 2024	Mar. 2023	Mar. 2022
Dog	18	16	11
Cat	8	6	8
Other	0	0	2
Total	26	22	21

Seized/Custody

Seized/Custody by Species – Month/Year Comparison

Species	Mar. 2024	Mar. 2023	Mar. 2022
Dog	18	20	17
Cat	8	10	11
Other	2	0	1
Total	28	30	29



Monthly Operations Report – March 2024

Outcome Statistics – Mar. 2024

Return to Owner

Return to Owner by Species – Month/Year Comparison

Species	Mar. 2024	Mar. 2023	Mar. 2022
Dog	54	58	75
Cat	5	4	6
Other	0	0	0
Total	59	62	81

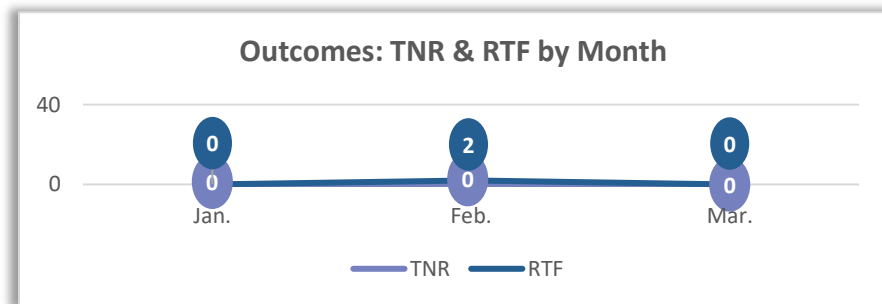
Return to Owner by Species – YTD/Year Comparison

Species	YTD 2024	YTD 2023	YTD 2022
Dog	145	144	171
Cat	17	15	20
Other	3	1	0
Total	165	160	191

TNR and RTF

Trap-Neuter-Return and Return-to-Field Outcomes by Month

	Jan.	Feb.	Mar.	
TNR	0	0	0	0
RTF	0	2	0	2
	0	2	0	



Wildlife

Wildlife Rehabilitation Month/Year and Year Comparisons

Mar. 2024

Mar. 2024	Mar. 2023	Mar. 2022
2	2	9

YTD 2024

YTD 2024	YTD 2023	YTD 2022
2	5	13

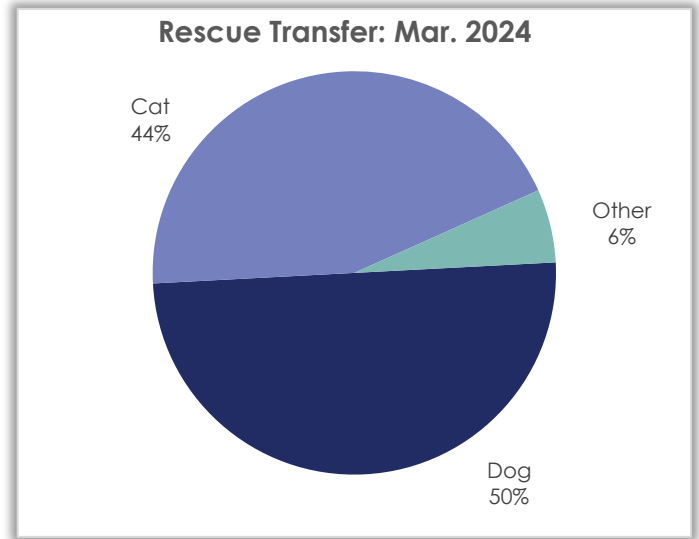


Monthly Operations Report – March 2024

Rescue Transfer

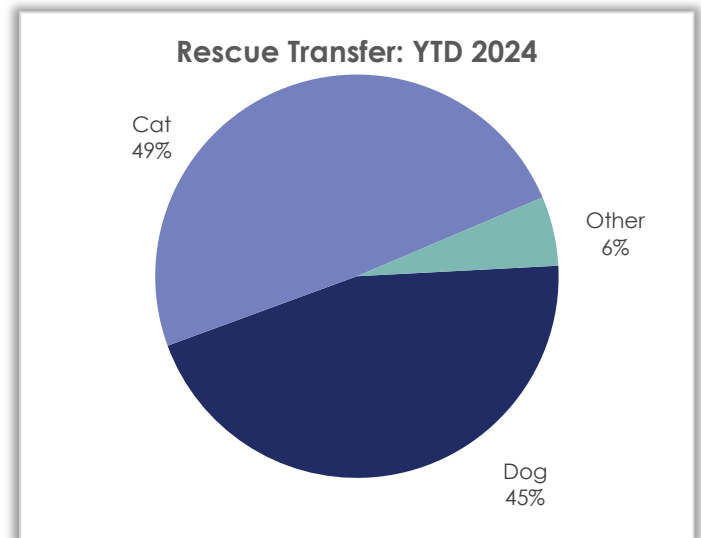
Rescue Transfer by Species – Month/Year Comparison

Species	Mar. 2024	Mar. 2023	Mar. 2022
Dog	15	24	20
Cat	18	21	11
Livestock	0	0	1
Domestic Rabbit	2	0	0
Total	35	45	32



Rescue Transfer by Species – YTD/Year Comparison

Species	YTD 2024	YTD 2023	YTD 2022
Dog	57	54	34
Cat	62	131	26
Other	7	6	3
Total	126	191	63

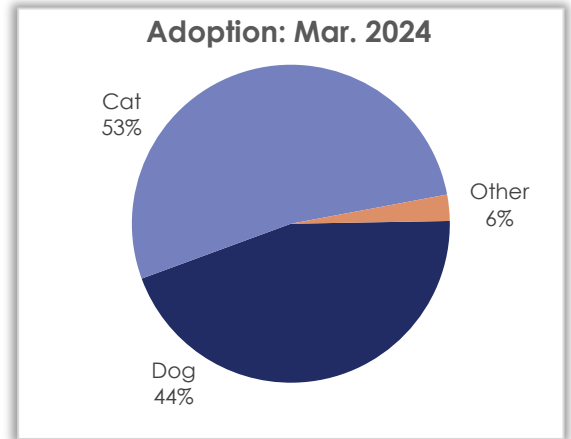


Monthly Operations Report – March 2024

Adoption

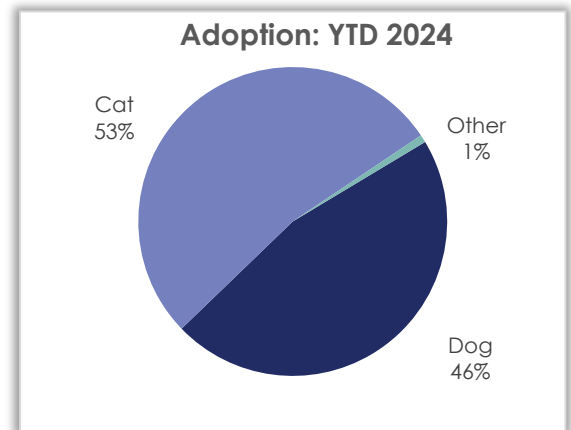
Adoption by Species – Month/Year Comparison

Species	Mar. 2024	Mar. 2023	Mar. 2022
Dog	67	55	67
Cat	79	69	79
Domestic Rabbit	1	1	3
Fish	0	3	0
Chicken	1	1	0
Duck	2	0	0
Lizard	0	1	0
Hamster	0	0	1
Domestic Bird	0	0	2
Rat	0	0	2
Guinea Pig	0	2	5
Total	150	132	159

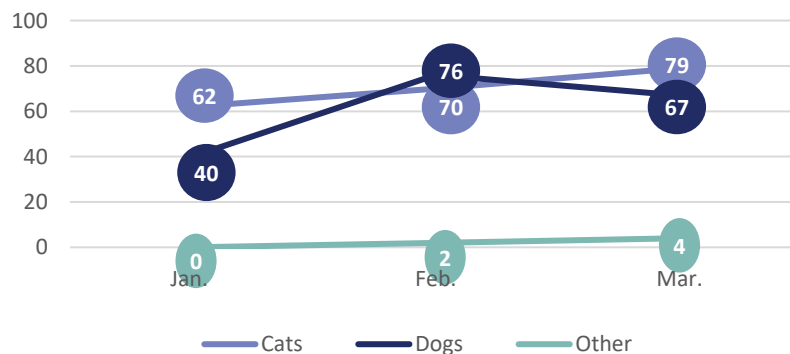


Adoption by Species – YTD/Year Comparison

Species	YTD 2024	YTD 2023	YTD 2022
Dog	183	155	172
Cat	211	156	220
Other	6	14	36
Total	400	325	428



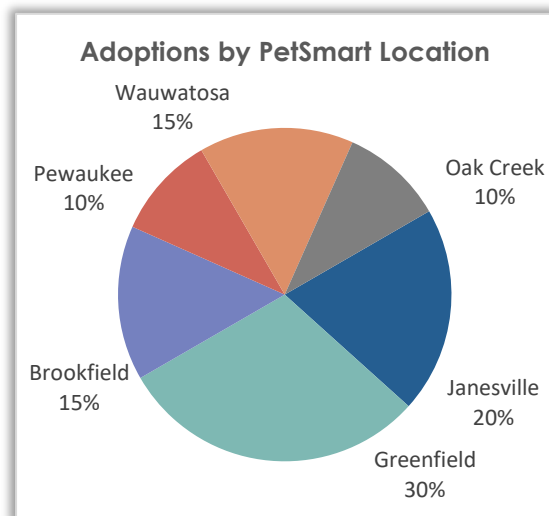
Adoption: 2024 Monthly Adoptions by Species



Monthly Operations Report – March 2024

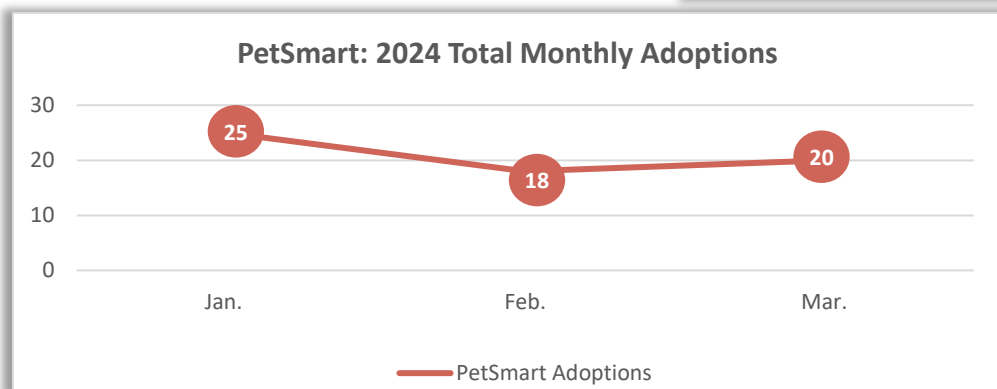
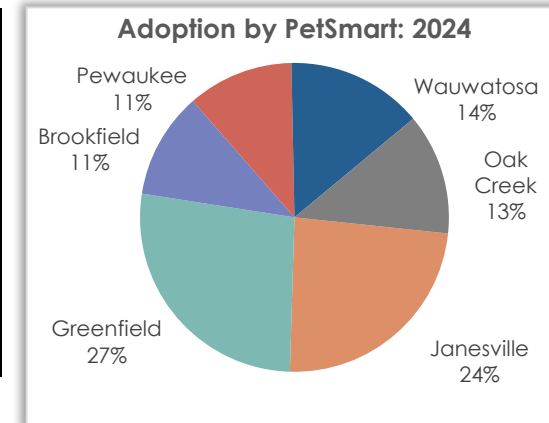
Off-site Adoptions by PetSmart Location – Month/Year Comparison

PetSmart Location	Mar. 2024	Mar. 2023	Mar. 2022
Machesney Park	-	0	1
Rockford	-	0	0
Janesville	4	3	9
Greenfield	6	7	11
Brookfield	3	3	4
Pewaukee	2	2	0
Wauwatosa	3	3	6
Oak Creek	2	-	-
Total	20	18	31



Off-site Adoptions by PetSmart Location – YTD/Year Comparison

PetSmart Location	YTD 2024	YTD 2023	YTD 2022
Machesney Park	-	0	7
Rockford	-	2	0
Janesville	15	6	18
Greenfield	17	12	21
Brookfield	7	5	9
Pewaukee	7	6	1
Wauwatosa	9	6	13
Oak Creek	8	-	-
Total	63	37	69

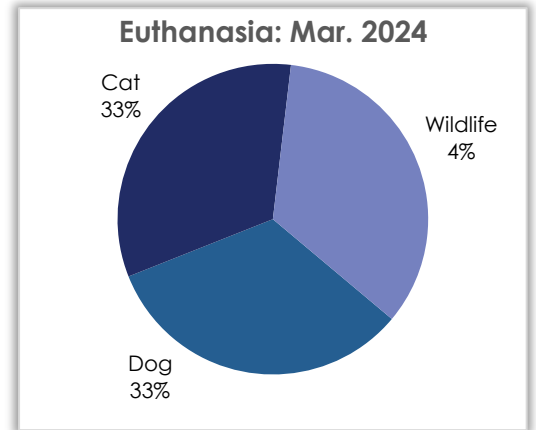


Monthly Operations Report – March 2024

Euthanasia

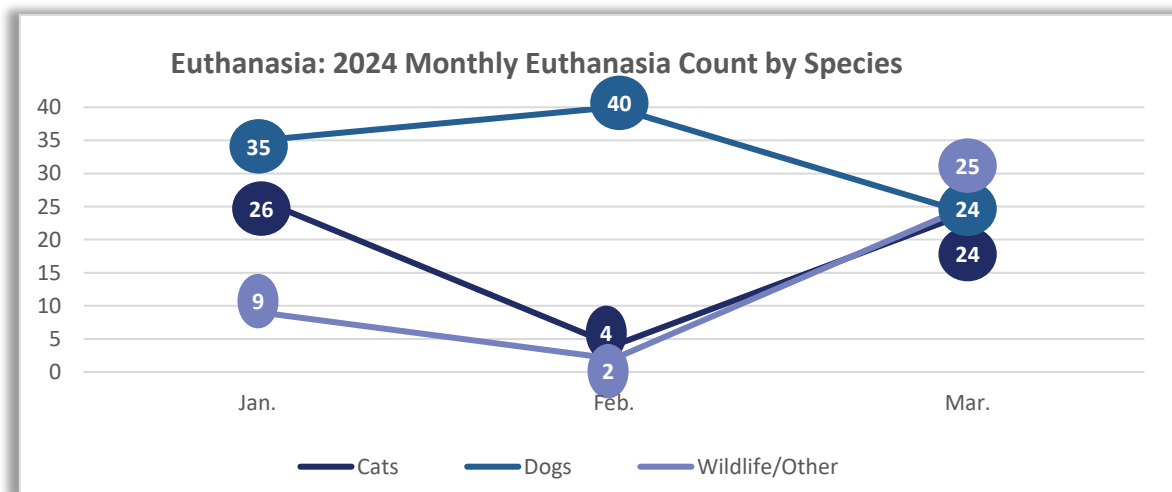
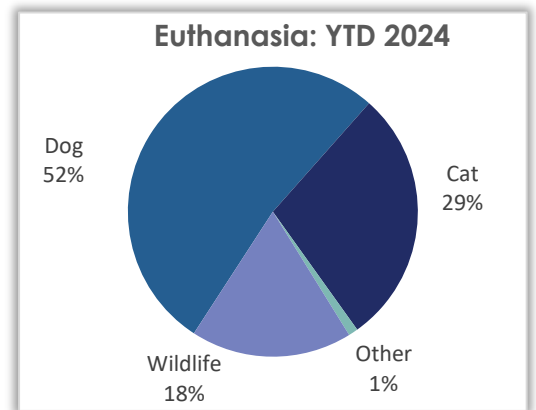
Euthanasia by Species – Month/Year Comparison

Species	Mar. 2024	Mar. 2023	Mar. 2022
Dog	24	24	14
Cat	24	16	7
Other	0	0	1
Wildlife	25	23	44
Total	73	63	66



Euthanasia by Species – YTD/Year Comparison

Species	YTD 2024	YTD 2023	YTD 2022
Dog	99	71	48
Cat	54	39	28
Other	2	0	1
Wildlife	34	73	72
Total	189	183	149



Monthly Operations Report – March 2024

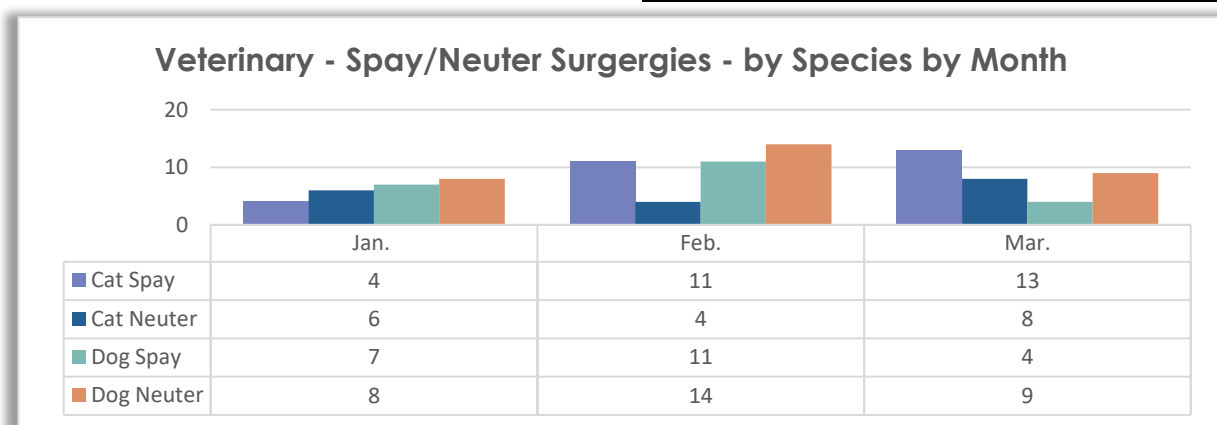
Veterinary Operations – Mar. 2024

Spay/Neuter Surgeries – Mar. Totals

	Dog	Cat	
Spay	4	13	17
Neuter	9	8	17
Total	13	21	34

Spay/Neuter Surgeries – YTD Totals

	Dog	Cat	
Spay	22	28	50
Neuter	31	18	49
Total	53	46	99



Veterinary – Other Procedures - 2024 by Month

Procedure	Jan	Feb	Mar	
Entropion	0	0	0	0
Repair Incision	0	0	0	0
Repair Umbilical Hernia	0	0	1	1
C-Section	0	0	0	0
Remove Growth	0	0	0	0
Treat/Close Wound	0	0	0	0
Ear Resection	0	0	0	0
Enucleation	0	0	0	0
Repair Cherry Eye	0	0	0	0
Tail Amputation	0	0	0	0
Leg Amputation	0	0	0	0
FHO	0	0	0	0
Remove Ovarian Tissue	0	0	0	0
Repair Prolapsed Uterus	0	0	0	0
Cystotomy	0	0	0	0
Ear Flap Amputation	0	0	0	0
	0	0	0	1

