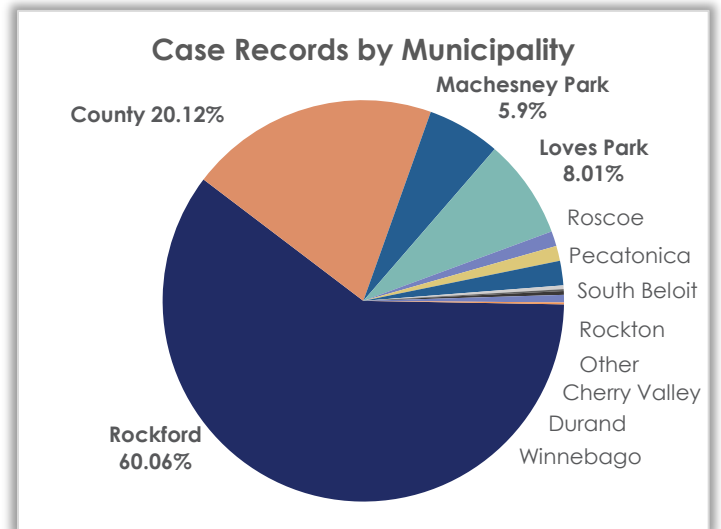


## Monthly Operations Report – April 2024

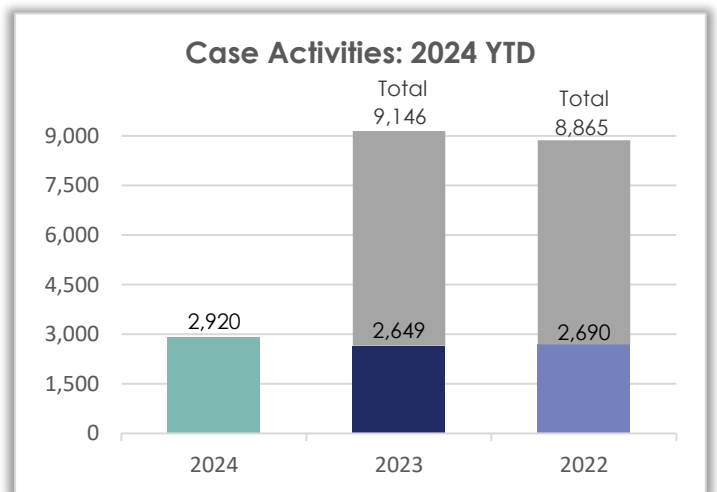
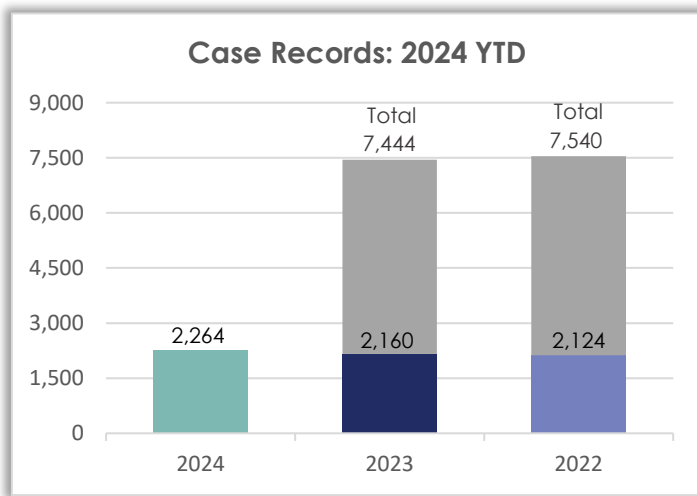
### Field Services Case Records – April 2024

#### Case Records by Municipality – Month/Year Comparison

Municipality	Apr. 2024	Apr. 2023	Apr. 2022
Rockford	397	470	449
County	133	26	46
Machesney Park	39	37	33
Loves Park	53	37	46
Rockton	8	12	12
Roscoe	8	12	25
South Beloit	13	22	15
Durand	2	1	1
Pecatonica	1	6	3
Winnebago	2	9	4
New Milford	0	0	0
Cherry Valley	4	1	5
Boone County	0	0	0
Other	1	1	1
<b>Total</b>	<b>661</b>	<b>634</b>	<b>640</b>



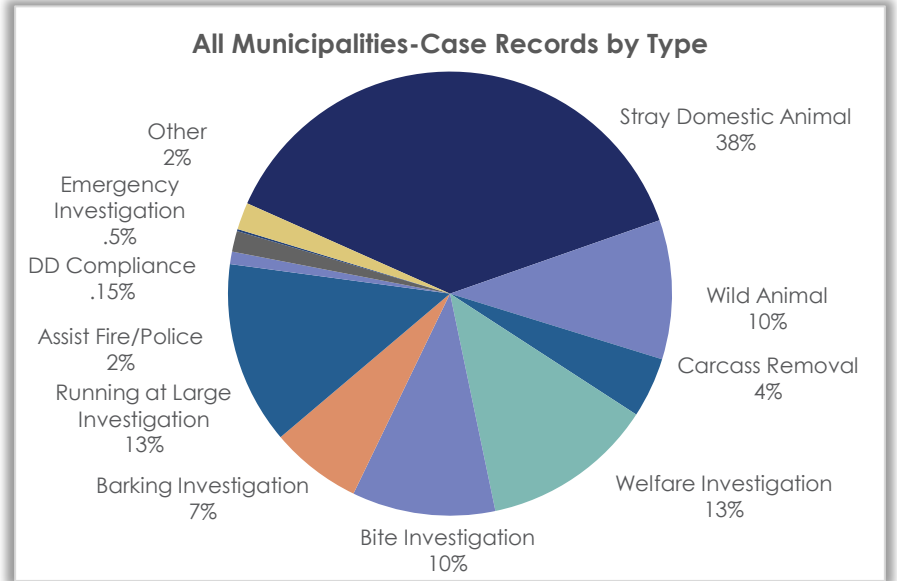
#### All Municipalities – Case Records & Activities: Year Comparison



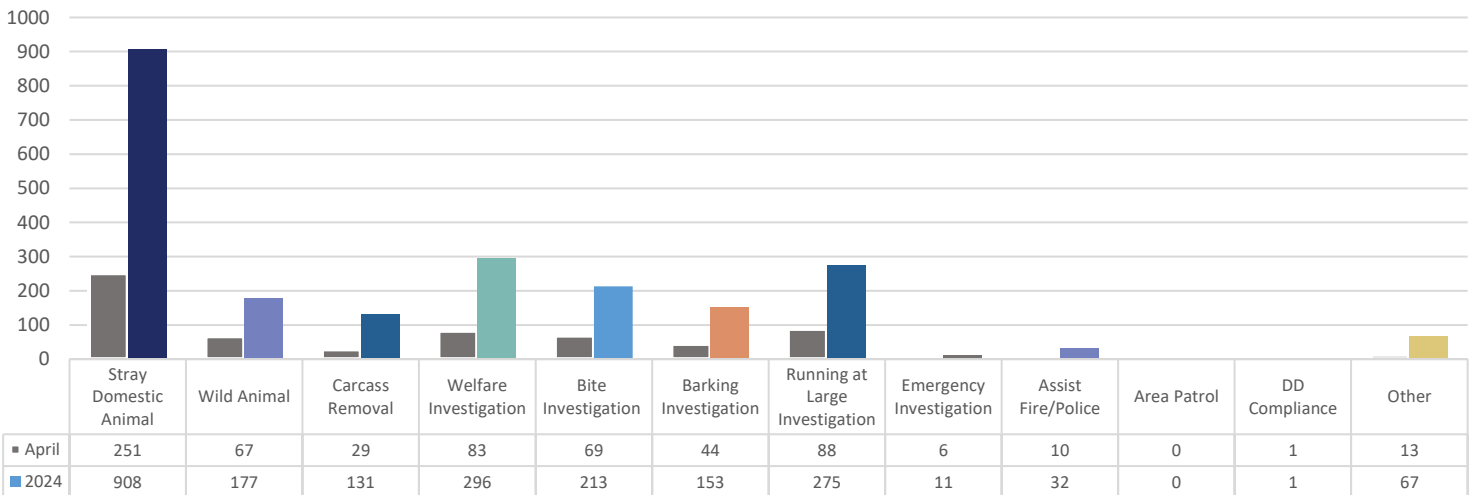
## Monthly Operations Report – April 2024

### Case Records for All Municipalities by Case Record Type

Case Record Types	Apr. 2024
Stray Domestic Animal	251
Wild Animal	67
Carcass Removal	29
Welfare Investigation	83
Bite Investigation	69
Barking Investigation	44
Running at Large Investigation	88
Emergency Investigation	6
Assist Fire/Police Dept.	10
Area Patrol	0
Dangerous Dog Compliance	1
Other	13
	<b>661</b>



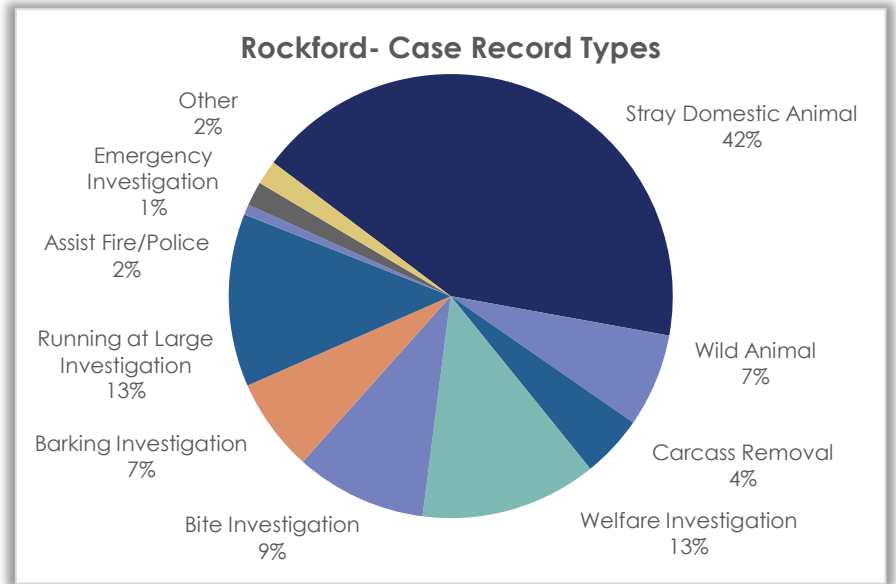
### Case Records by Type: Month/Year Comparison



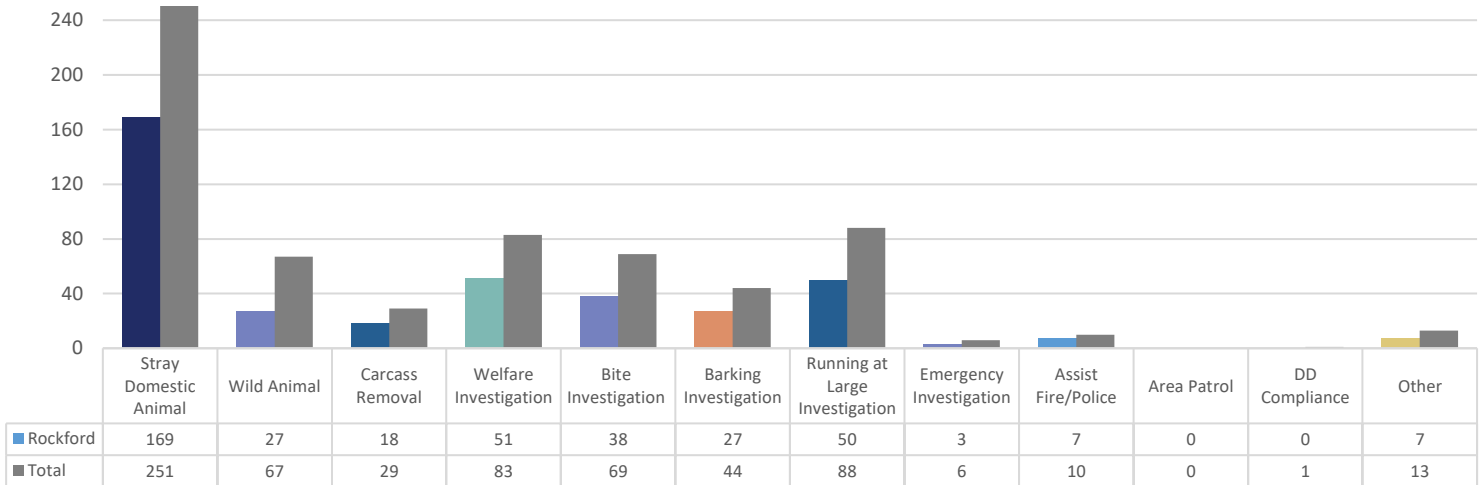
## Monthly Operations Report – April 2024

### Case Records for Rockford by Case Record Type

Case Record Types	Apr. 2024
Stray Domestic Animal	169
Wild Animal	27
Carcass Removal	18
Welfare Investigation	51
Bite Investigation	38
Barking Investigation	27
Running at Large Investigation	50
Emergency Investigation	3
Assist Fire/Police Dept.	7
Area Patrol	0
Dangerous Dog Compliance	0
Other	7
	<b>397</b>



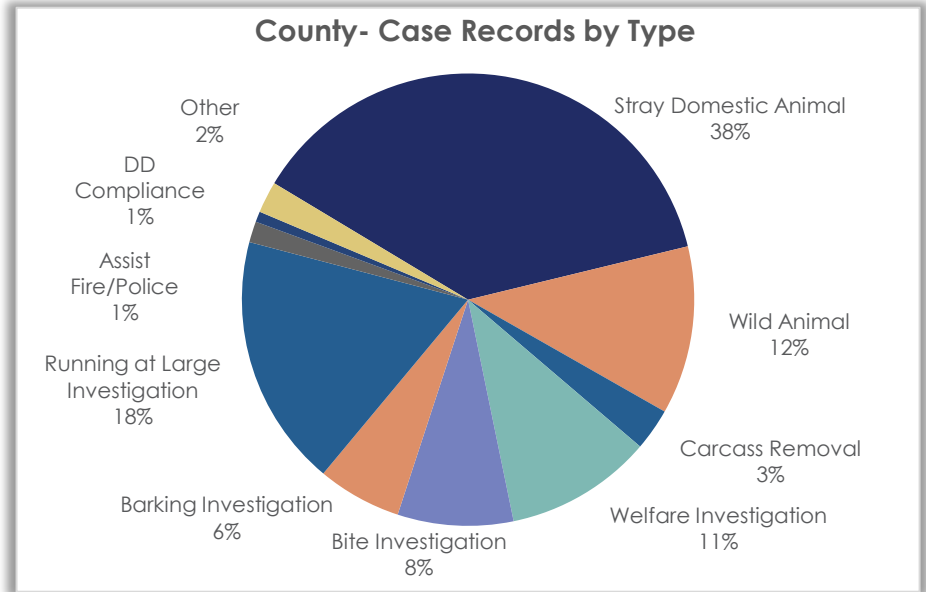
### Case Records by Type: Rockford vs. Total Comparison



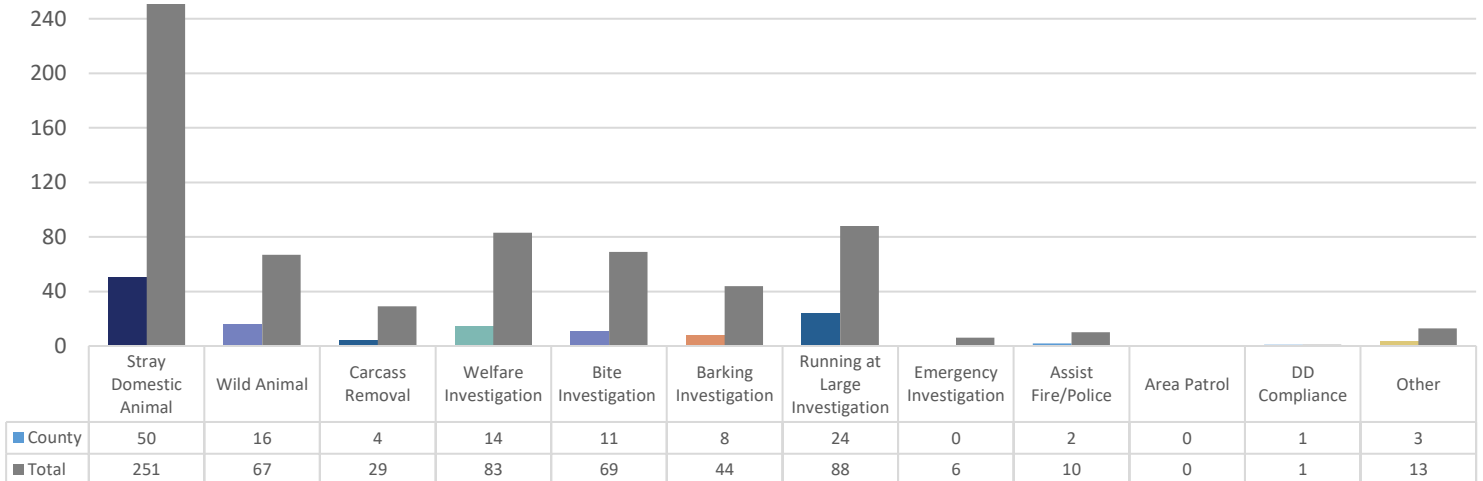
## Monthly Operations Report – April 2024

### Case Records for the County by Case Record Type

Case Record Types	Apr. 2024
Stray Domestic Animal	50
Wild Animal	16
Carcass Removal	4
Welfare Investigation	14
Bite Investigation	11
Barking Investigation	8
Running at Large Investigation	24
Emergency Investigation	0
Assist Fire/Police Dept.	2
Area Patrol	0
Dangerous Dog Compliance	1
Other	3
	<b>133</b>



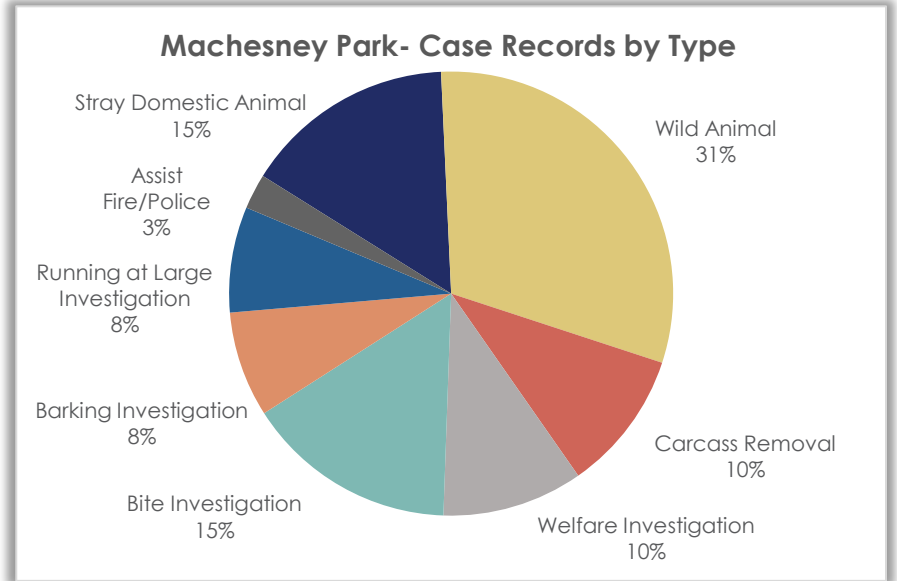
### Case Records by Type: Comparison- County vs. Total



## Monthly Operations Report – April 2024

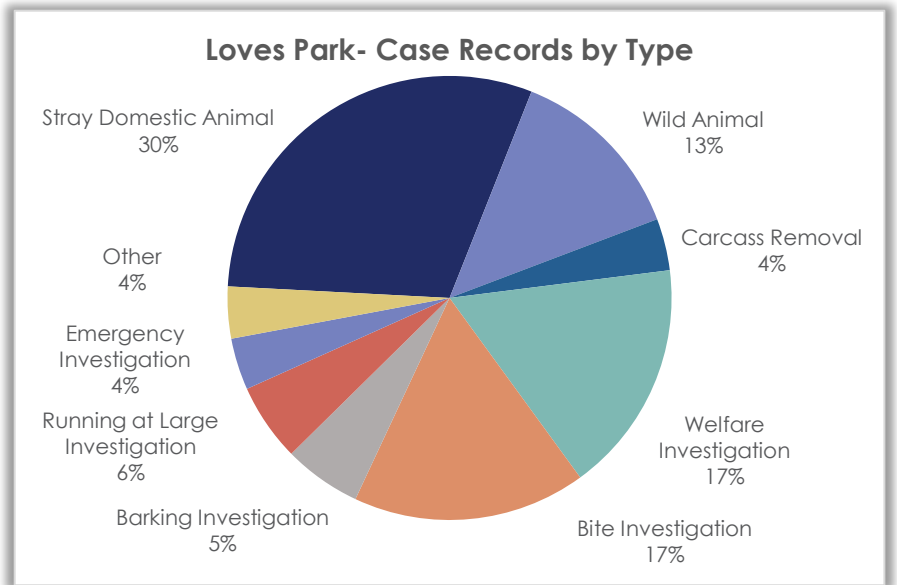
### Case Records for Machesney Park by Case Record Type

Case Record Types	Apr. 2024
Stray Domestic Animal	6
Wild Animal	12
Carcass Removal	4
Welfare Investigation	4
Bite Investigation	6
Barking Investigation	3
Running at Large Investigation	3
Emergency Investigation	0
Assist Fire/Police Dept.	1
Area Patrol	0
DD Compliance	0
Other	0
	<b>39</b>



### Case Records for Loves Park by Case Record Type

Case Record Types	Apr. 2024
Stray Domestic Animal	16
Wild Animal	7
Carcass Removal	2
Welfare Investigation	9
Bite Investigation	9
Barking Investigation	3
Running at Large Investigation	3
Emergency Investigation	2
Assist Fire/Police Dept.	0
Area Patrol	0
DD Compliance	0
Other	2
	<b>53</b>

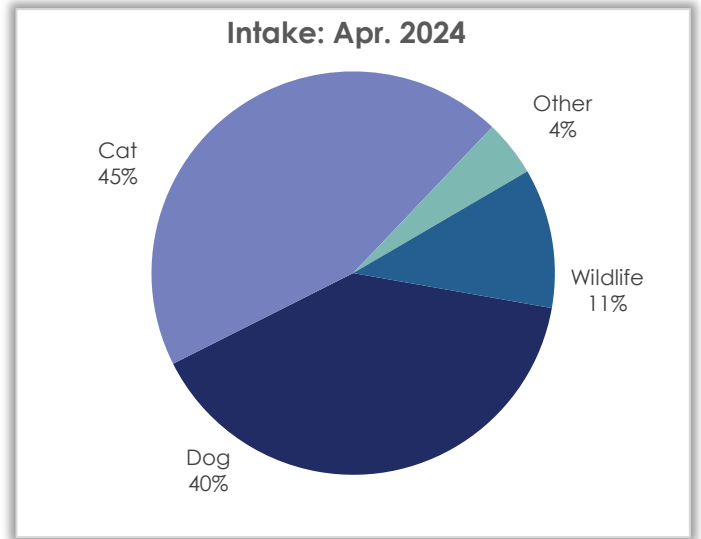


## Monthly Operations Report – April 2024

### Intake Statistics – Apr. 2024

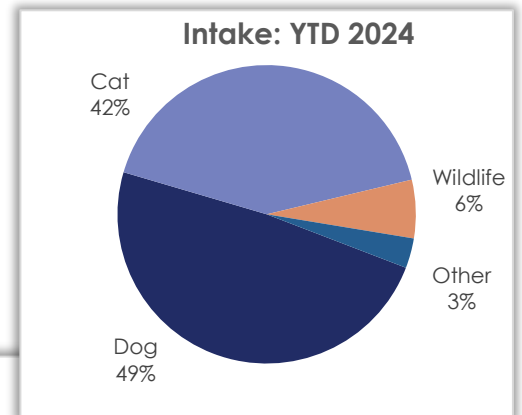
#### Intake by Species – Month/Year Comparison

Species	Apr. 2024	Apr. 2023	Apr. 2022
Dog	160	180	158
Cat	179	168	112
Domestic Rabbit	6	8	1
Chicken	8	1	3
Rat	0	0	4
Guinea Pig	0	0	2
Fish	0	14	0
Lizard	0	1	0
Parakeet	3	0	0
Domestic Bird	0	0	0
Goat	1	1	0
Hamster	0	0	0
Wildlife	45	29	50
<b>Total</b>	<b>402</b>	<b>402</b>	<b>330</b>

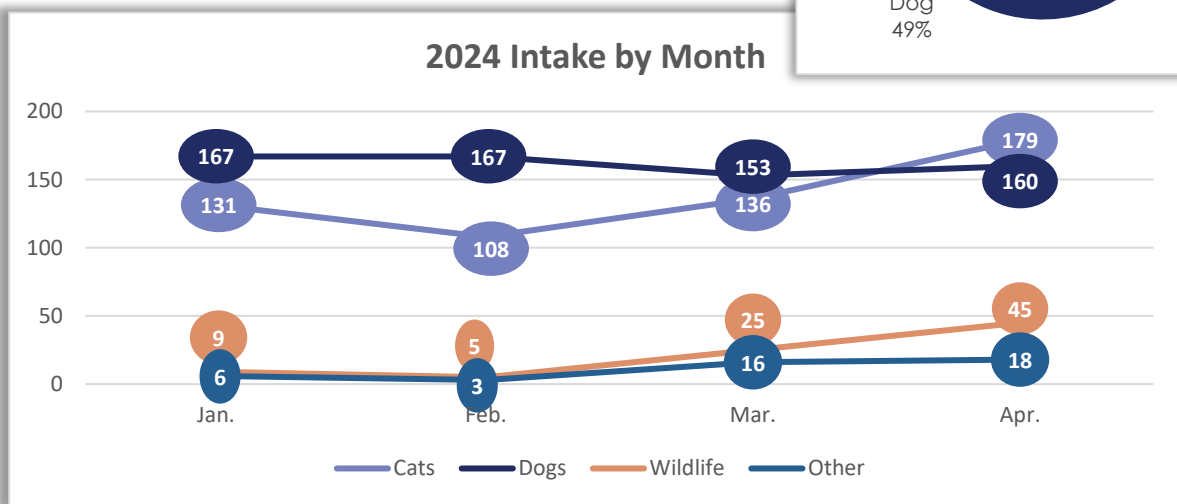


#### Intake by Species – YTD/Year Comparison

Species	YTD 2024	YTD 2023	YTD 2022
Dog	647	596	593
Cat	554	536	416
Wildlife	84	111	138
Other	43	49	56
<b>Total</b>	<b>1,328</b>	<b>1,292</b>	<b>1,203</b>



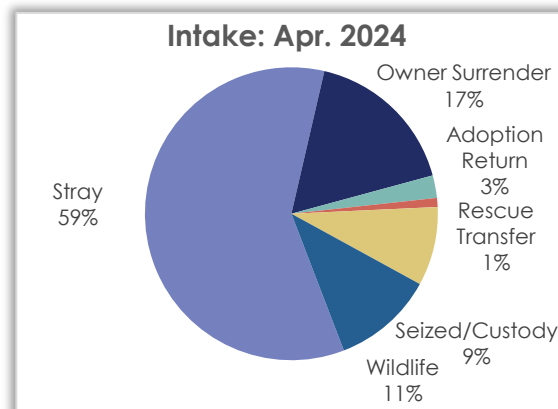
#### 2024 Intake by Month



## Monthly Operations Report – April 2024

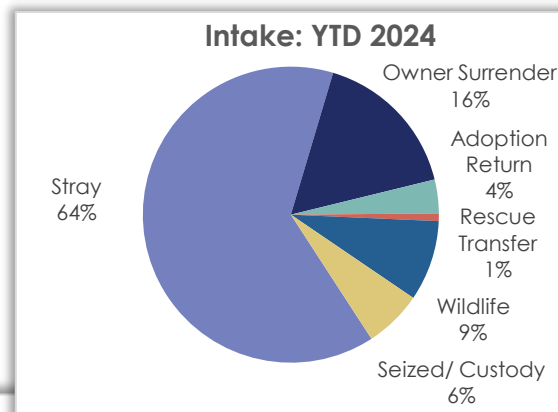
### Intake by Type – Month/Year Comparison

Intake Type	Apr. 2024	Apr. 2023	Apr. 2022
Stray	239	258	194
Owner Surrender	69	51	36
Adoption Return	10	19	25
Rescue Transfer	4	2	1
Seized/Custody	35	43	24
Wildlife	45	29	50
<b>Total</b>	<b>402</b>	<b>402</b>	<b>330</b>

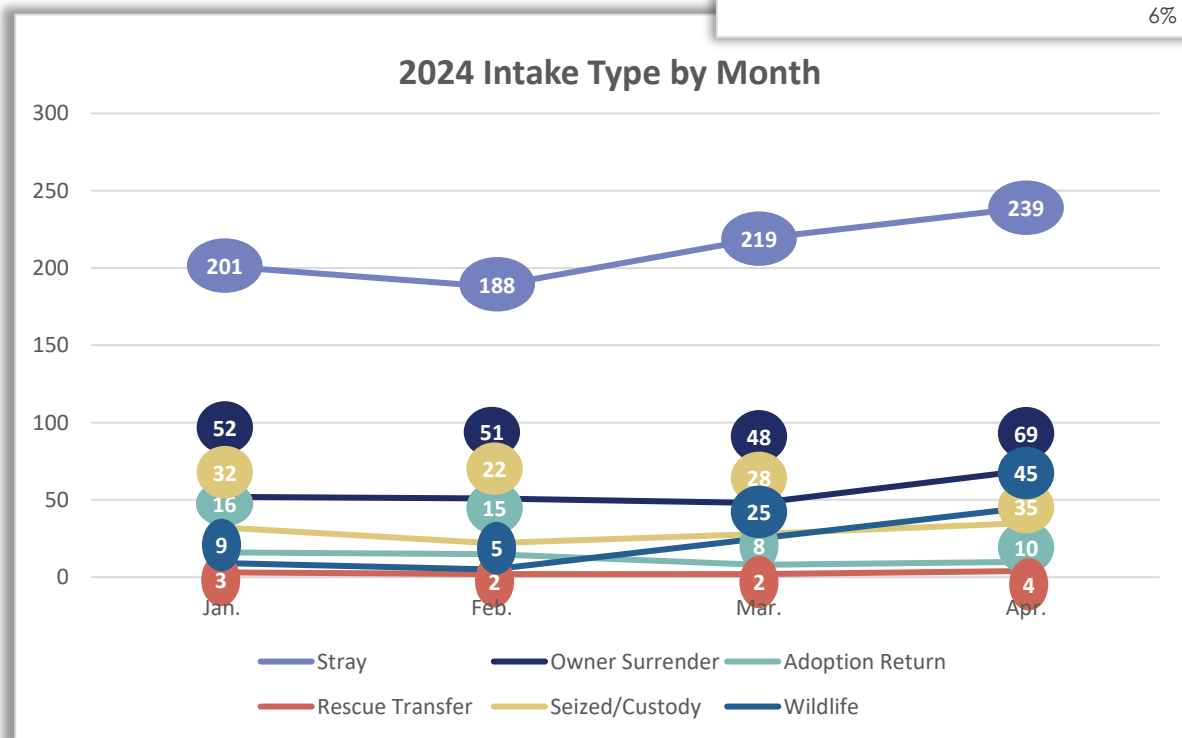


### Intake by Type – YTD/Year Comparison

Intake Type	YTD 2024	YTD 2023	YTD 2022
Stray	847	785	655
Owner Surrender	220	214	224
Adoption Return	49	68	79
Rescue Transfer	11	5	9
Seized/Custody	117	109	98
Wildlife	84	111	138
<b>Total</b>	<b>1,328</b>	<b>1,292</b>	<b>1,203</b>



### 2024 Intake Type by Month



## Monthly Operations Report – April 2024

### Stray Intake

#### Stray Intake by Species – Month/Year Comparison

Species	Apr. 2024	Apr. 2023	Apr. 2022
Dog	96	128	105
Cat	127	125	84
Other/Wildlife	16	5	6
<b>Total</b>	<b>239</b>	<b>258</b>	<b>195</b>

### Owner Surrender

#### Owner Surrender by Species – Month/Year Comparison

Species	Apr. 2024	Apr. 2023	Apr. 2022
Dog	28	13	23
Cat	39	32	11
Other	2	6	2
<b>Total</b>	<b>69</b>	<b>51</b>	<b>36</b>

### Adoption Return

#### Adoption Returns by Species – Month/Year Comparison

Species	Apr. 2024	Apr. 2023	Apr. 2022
Dog	6	12	16
Cat	4	7	9
Other	0	0	0
<b>Total</b>	<b>10</b>	<b>19</b>	<b>25</b>

### Seized/Custody

#### Seized/Custody by Species – Month/Year Comparison

Species	Apr. 2024	Apr. 2023	Apr. 2022
Dog	30	26	13
Cat	5	3	8
Other	0	14	3
<b>Total</b>	<b>35</b>	<b>43</b>	<b>24</b>





## Monthly Operations Report – April 2024

### Outcome Statistics – Apr. 2024

#### Return to Owner

##### Return to Owner by Species – Month/Year Comparison

Species	Apr. 2024	Apr. 2023	Apr. 2022
Dog	56	69	60
Cat	9	7	3
Other	0	14	0
<b>Total</b>	<b>65</b>	<b>90</b>	<b>63</b>

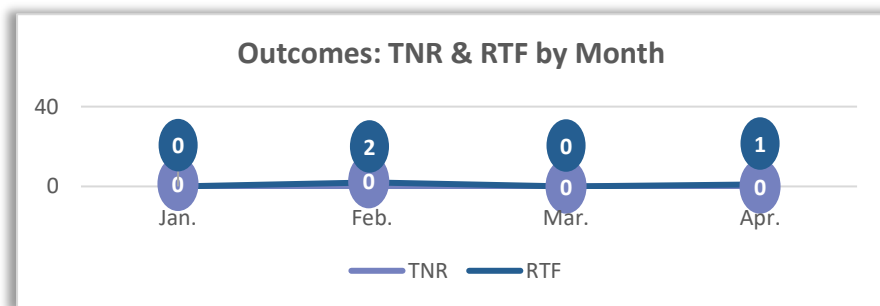
##### Return to Owner by Species – YTD/Year Comparison

Species	YTD 2024	YTD 2023	YTD 2022
Dog	201	213	231
Cat	26	22	23
Other	3	15	0
<b>Total</b>	<b>230</b>	<b>250</b>	<b>254</b>

#### TNR and RTF

##### Trap-Neuter-Return and Return-to-Field Outcomes by Month

	Jan.	Feb.	Mar.	Apr.	
<b>TNR</b>	0	0	0	0	<b>0</b>
<b>RTF</b>	0	2	0	1	<b>3</b>
	<b>0</b>	<b>2</b>	<b>0</b>	<b>1</b>	



#### Wildlife

##### Wildlife Rehabilitation Month/Year and Year Comparisons

###### Apr. 2024

Apr. 2024	Apr. 2023	Apr. 2022
17	4	3

###### YTD 2024

YTD 2024	YTD 2023	YTD 2022
19	9	16

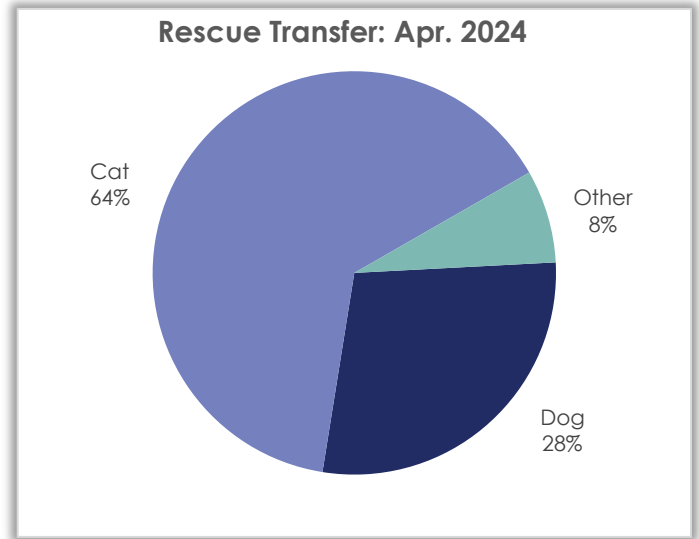


## Monthly Operations Report – April 2024

### Rescue Transfer

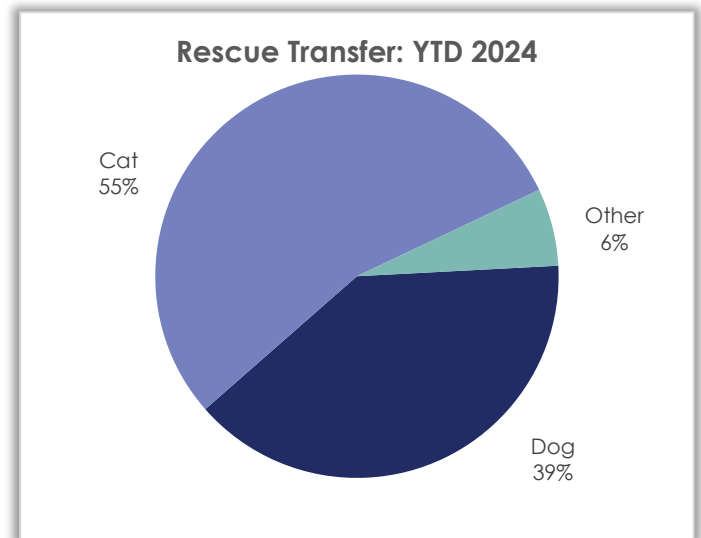
#### Rescue Transfer by Species – Month/Year Comparison

Species	Apr. 2024	Apr. 2023	Apr. 2022
Dog	19	19	6
Cat	43	42	4
Rat/Mouse	0	0	2
Domestic Rabbit	5	2	0
<b>Total</b>	<b>67</b>	<b>63</b>	<b>12</b>



#### Rescue Transfer by Species – YTD/Year Comparison

Species	YTD 2024	YTD 2023	YTD 2022
Dog	76	73	40
Cat	105	173	30
Other	12	8	5
<b>Total</b>	<b>193</b>	<b>254</b>	<b>75</b>

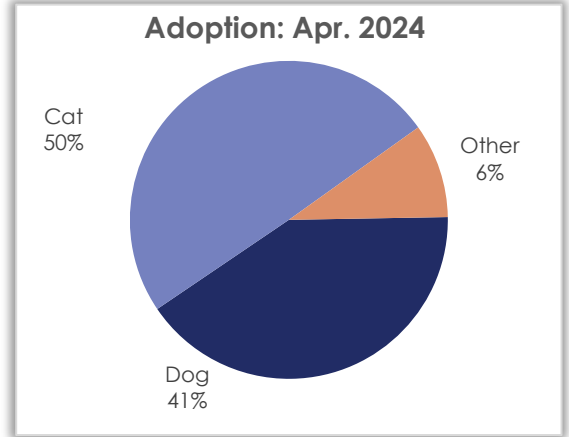


## Monthly Operations Report – April 2024

### Adoption

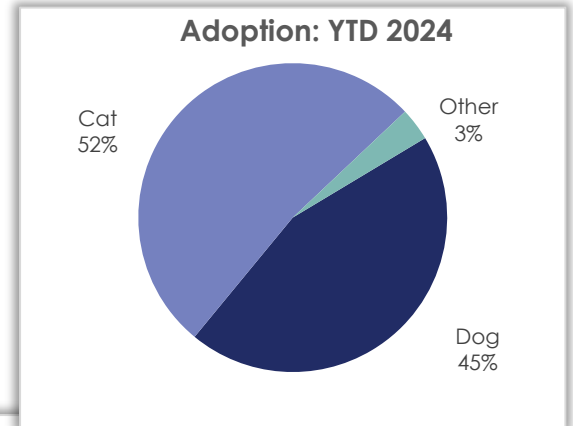
#### Adoption by Species – Month/Year Comparison

Species	Apr. 2024	Apr. 2023	Apr. 2022
Dog	51	60	65
Cat	62	73	71
Domestic Rabbit	1	0	1
Fish	1	0	0
Chicken	7	1	3
Parakeet	2	0	0
Lizard	1	1	0
Rat	0	0	3
Guinea Pig	0	2	3
<b>Total</b>	<b>125</b>	<b>137</b>	<b>146</b>

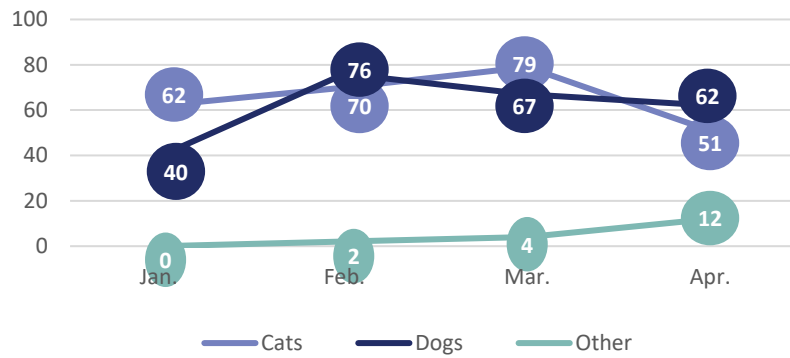


#### Adoption by Species – YTD/Year Comparison

Species	YTD 2024	YTD 2023	YTD 2022
Dog	234	215	237
Cat	273	229	291
Other	18	22	46
<b>Total</b>	<b>525</b>	<b>462</b>	<b>574</b>



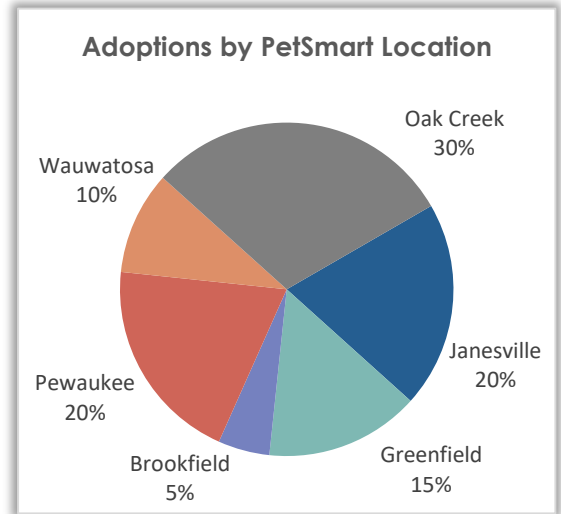
#### Adoption: 2024 Monthly Adoptions by Species



## Monthly Operations Report – April 2024

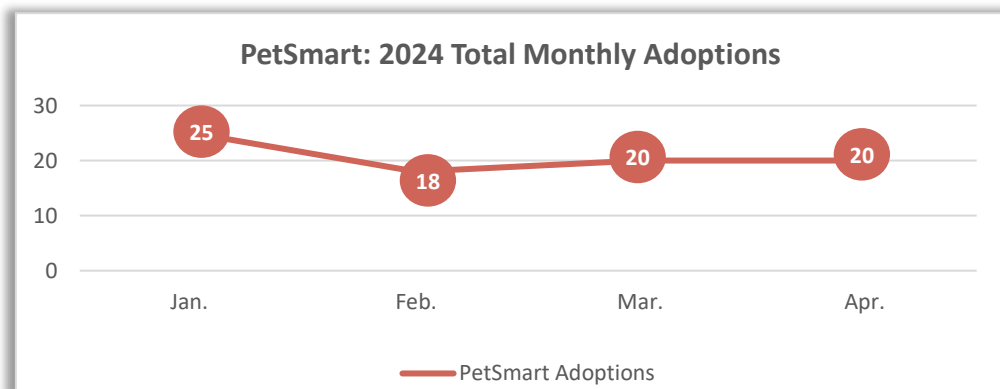
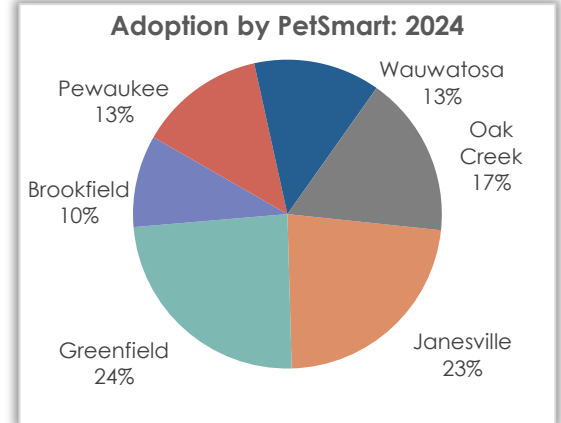
### Off-site Adoptions by PetSmart Location – Month/Year Comparison

PetSmart Location	Apr. 2024	Apr. 2023	Apr. 2022
Machesney Park	-	0	2
Rockford	-	0	0
Janesville	4	5	3
Greenfield	3	5	7
Brookfield	1	5	4
Pewaukee	4	4	0
Wauwatosa	2	3	6
Oak Creek	6	-	-
<b>Total</b>	<b>20</b>	<b>22</b>	<b>22</b>



### Off-site Adoptions by PetSmart Location – YTD/Year Comparison

PetSmart Location	YTD 2024	YTD 2023	YTD 2022
Machesney Park	-	0	9
Rockford	-	2	0
Janesville	19	11	21
Greenfield	20	17	28
Brookfield	8	10	13
Pewaukee	11	10	1
Wauwatosa	11	9	19
Oak Creek	14	-	-
<b>Total</b>	<b>83</b>	<b>59</b>	<b>91</b>

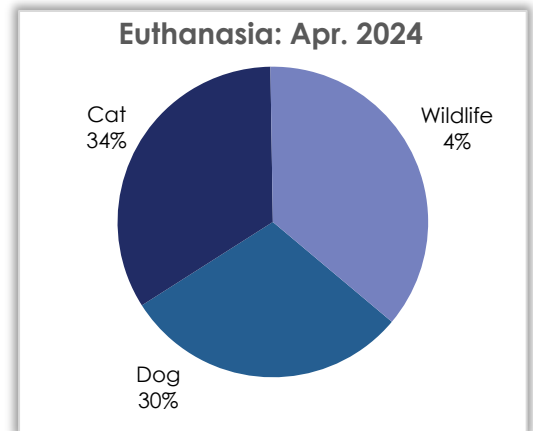


## Monthly Operations Report – April 2024

### Euthanasia

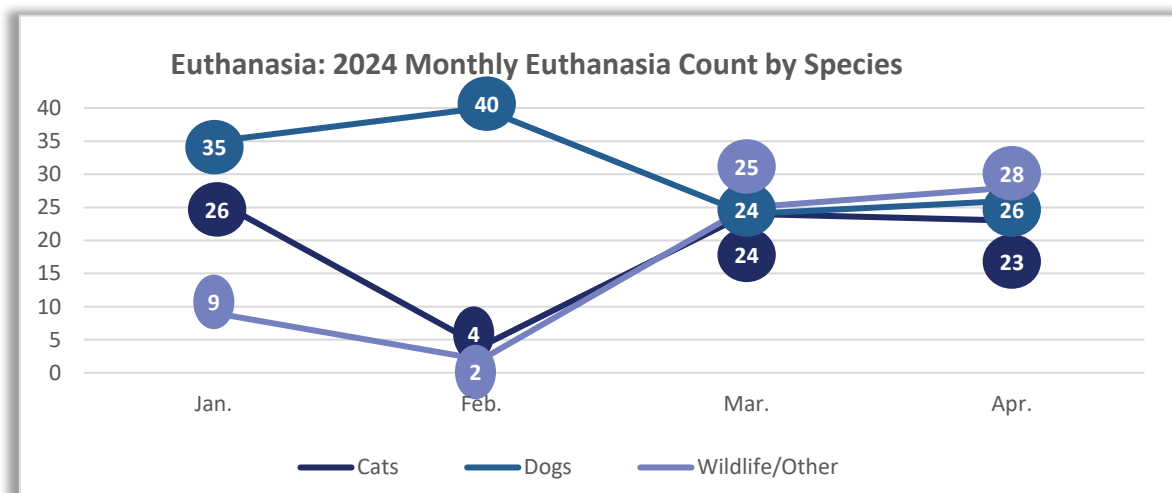
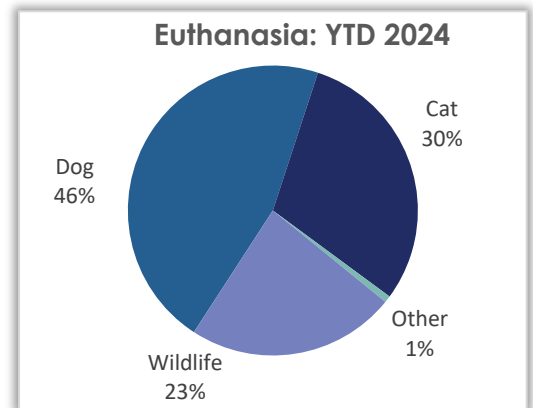
Euthanasia by Species – Month/Year Comparison

Species	Apr. 2024	Apr. 2023	Apr. 2022
Dog	23	23	13
Cat	26	13	7
Other	0	0	0
Wildlife	28	22	44
<b>Total</b>	<b>77</b>	<b>58</b>	<b>64</b>



Euthanasia by Species – YTD/Year Comparison

Species	YTD 2024	YTD 2023	YTD 2022
Dog	122	94	61
Cat	80	52	35
Other	2	0	1
Wildlife	62	95	116
<b>Total</b>	<b>266</b>	<b>241</b>	<b>213</b>



## Monthly Operations Report – April 2024

### Veterinary Operations – Apr. 2024

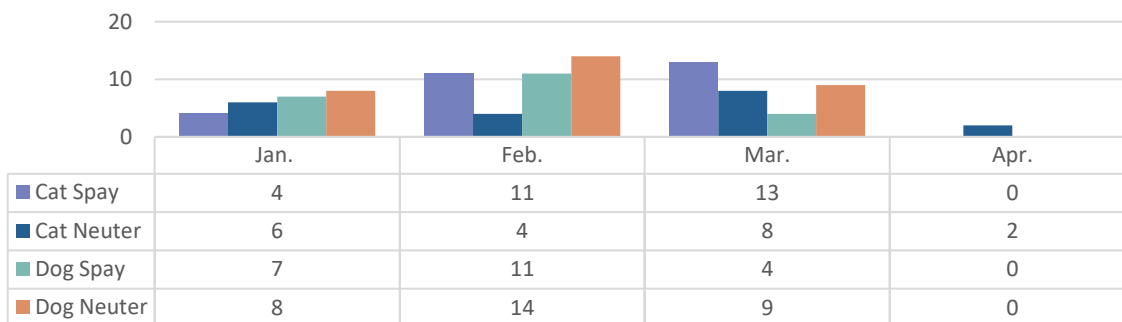
#### Spay/Neuter Surgeries – Apr. Totals

	Dog	Cat	
Spay	0	0	0
Neuter	0	2	2
<b>Total</b>	<b>0</b>	<b>2</b>	<b>2</b>

#### Spay/Neuter Surgeries – YTD Totals

	Dog	Cat	
Spay	22	29	51
Neuter	31	20	51
<b>Total</b>	<b>53</b>	<b>49</b>	<b>102</b>

#### Veterinary - Spay/Neuter Surgeries - by Species by Month



#### Veterinary – Other Procedures - 2024 by Month

Procedure	Jan	Feb	Mar	Apr	
Entropion	0	0	0	0	0
Repair Incision	0	0	0	0	0
Repair Umbilical Hernia	0	0	1	0	1
C-Section	0	0	0	0	0
Remove Growth	0	0	0	0	0
Treat/Close Wound	0	0	0	0	0
Ear Resection	0	0	0	0	0
Enucleation	0	0	0	0	0
Repair Cherry Eye	0	0	0	0	0
Tail Amputation	0	0	0	0	0
Leg Amputation	0	0	0	0	0
FHO	0	0	0	0	0
Remove Ovarian Tissue	0	0	0	0	0
Repair Prolapsed Uterus	0	0	0	0	0
Cystotomy	0	0	0	0	0
Ear Flap Amputation	0	0	0	0	0
	<b>0</b>	<b>0</b>	<b>1</b>	<b>0</b>	<b>1</b>

