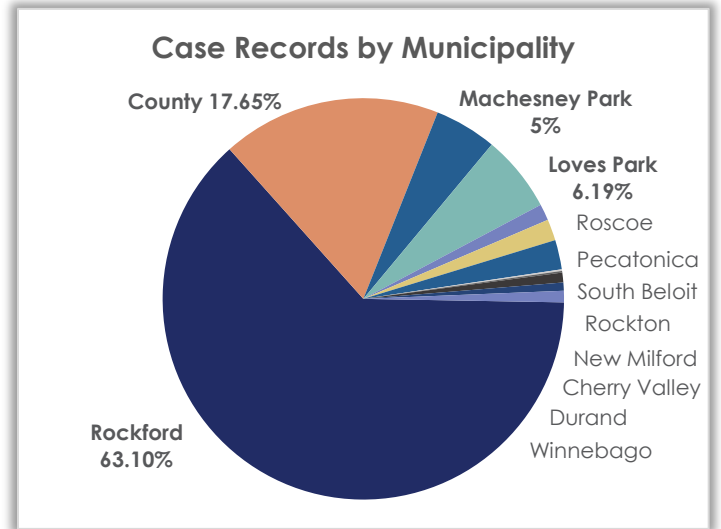


## Monthly Operations Report – May 2024

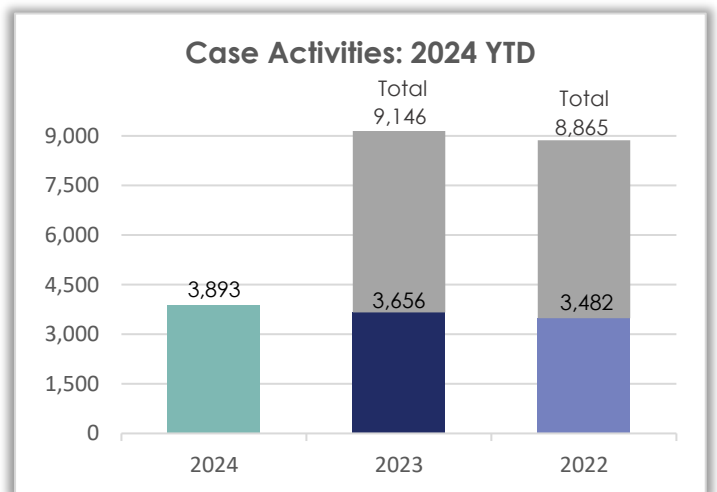
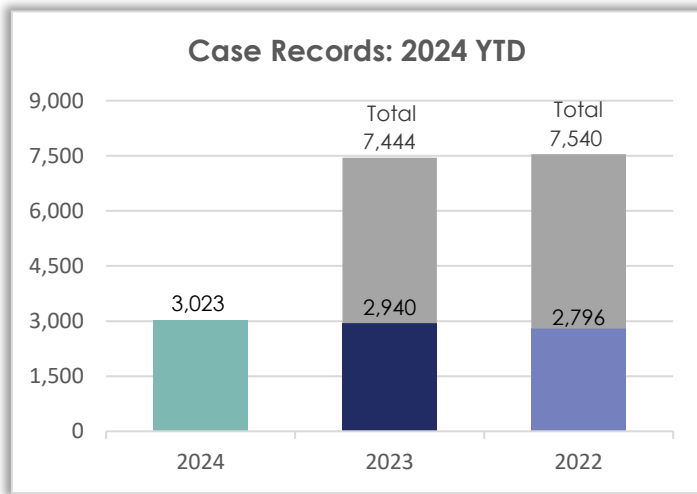
### Field Services Case Records – May 2024

#### Case Records by Municipality – Month/Year Comparison

Municipality	May 2024	May 2023	May 2022
Rockford	479	490	473
County	134	107	45
Machesney Park	38	62	26
Loves Park	47	56	36
Rockton	10	16	15
Roscoe	13	21	16
South Beloit	18	18	29
Durand	1	0	2
Pecatonica	1	1	6
Winnebago	6	4	6
New Milford	5	0	7
Cherry Valley	7	5	11
Boone County	0	0	0
Other	0	0	0
<b>Total</b>	<b>759</b>	<b>780</b>	<b>672</b>



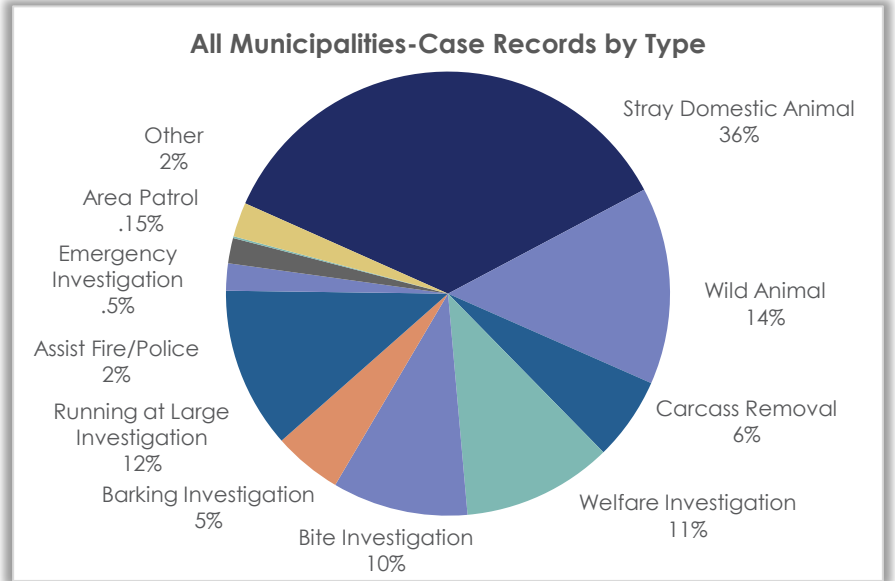
#### All Municipalities – Case Records & Activities: Year Comparison



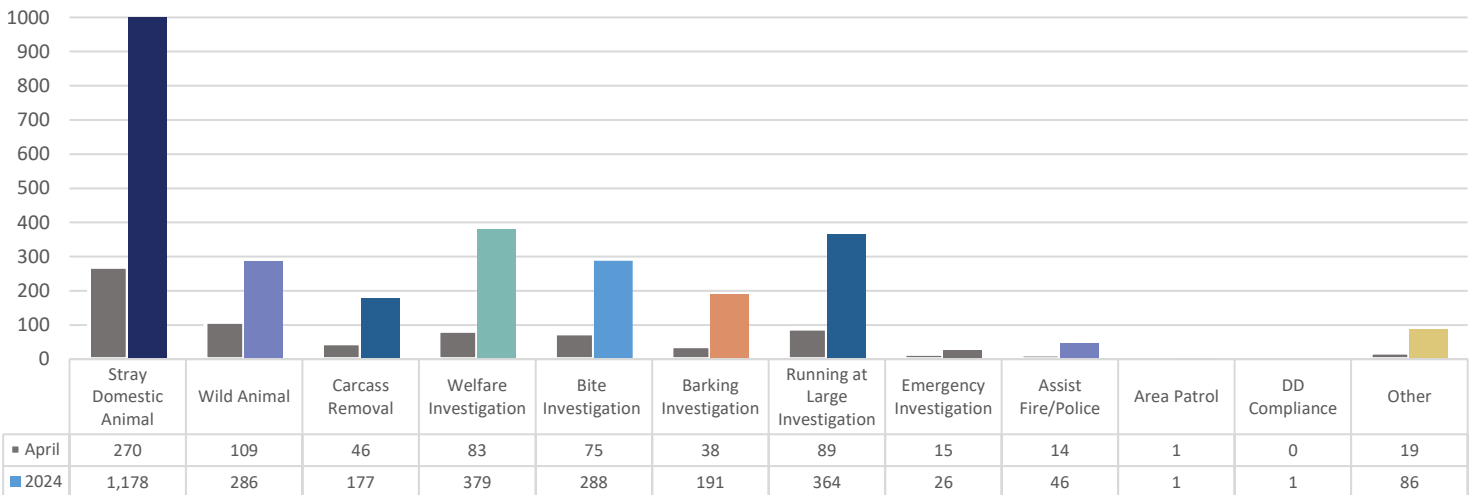
## Monthly Operations Report – May 2024

### Case Records for All Municipalities by Case Record Type

Case Record Types	May 2024
Stray Domestic Animal	270
Wild Animal	109
Carcass Removal	46
Welfare Investigation	83
Bite Investigation	75
Barking Investigation	38
Running at Large Investigation	89
Emergency Investigation	15
Assist Fire/Police Dept.	14
Area Patrol	1
Dangerous Dog Compliance	0
Other	19
	<b>759</b>



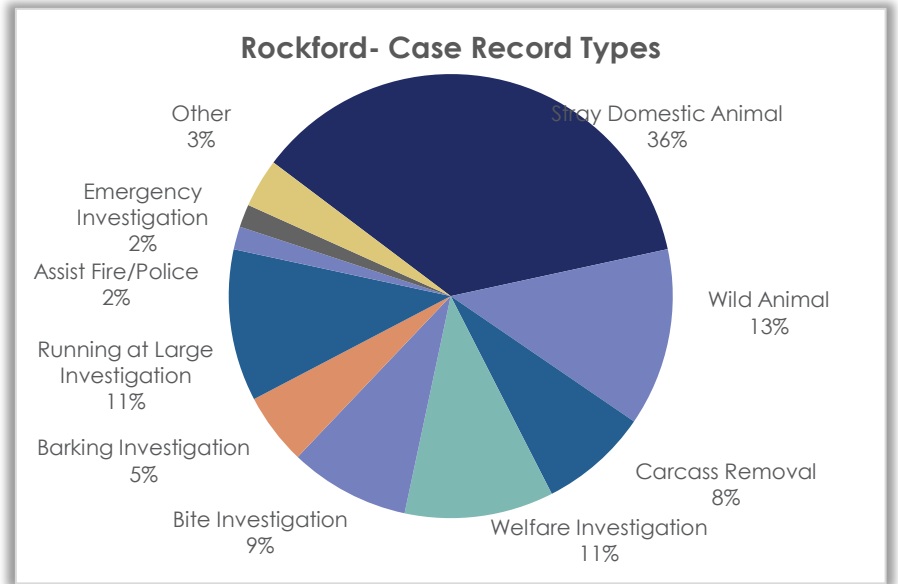
### Case Records by Type: Month/Year Comparison



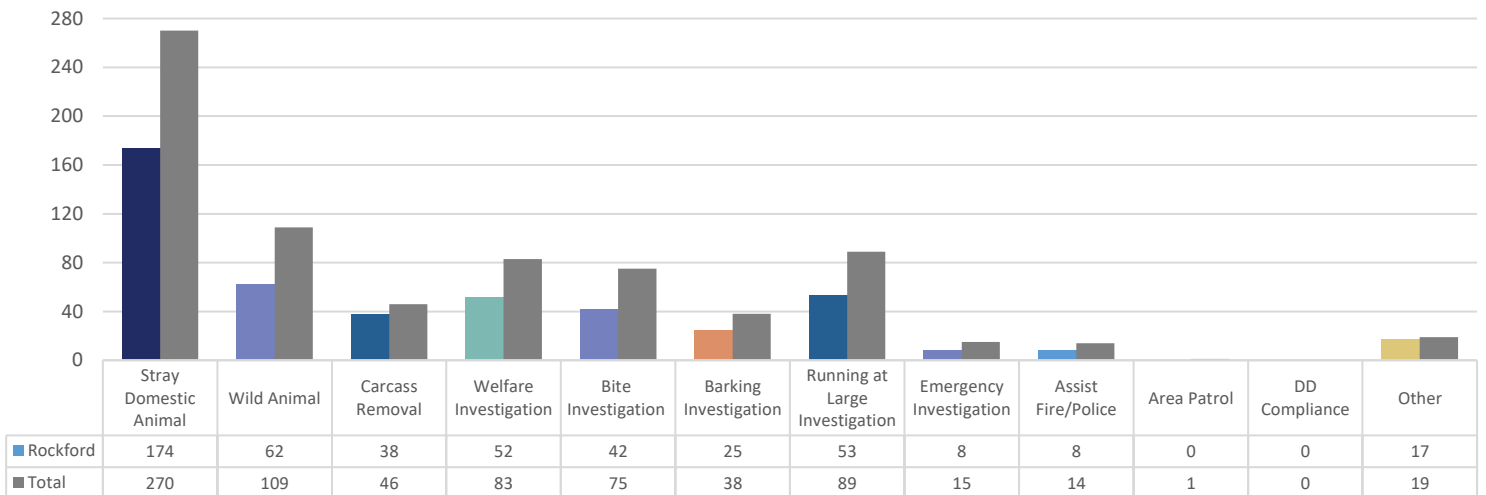
## Monthly Operations Report – May 2024

### Case Records for Rockford by Case Record Type

Case Record Types	May 2024
Stray Domestic Animal	174
Wild Animal	62
Carcass Removal	38
Welfare Investigation	52
Bite Investigation	42
Barking Investigation	25
Running at Large Investigation	53
Emergency Investigation	8
Assist Fire/Police Dept.	8
Area Patrol	0
Dangerous Dog Compliance	0
Other	17
	<b>479</b>



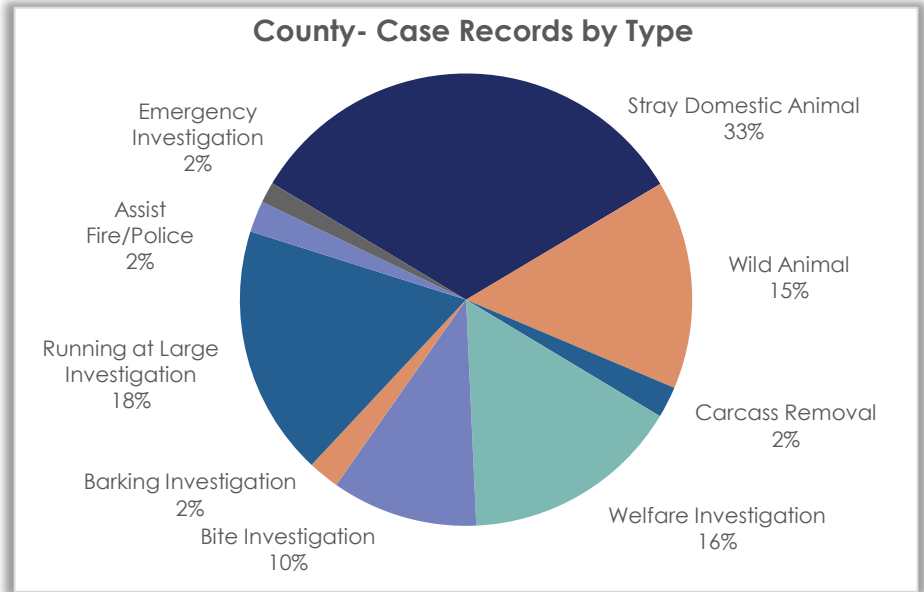
### Case Records by Type: Rockford vs. Total Comparison



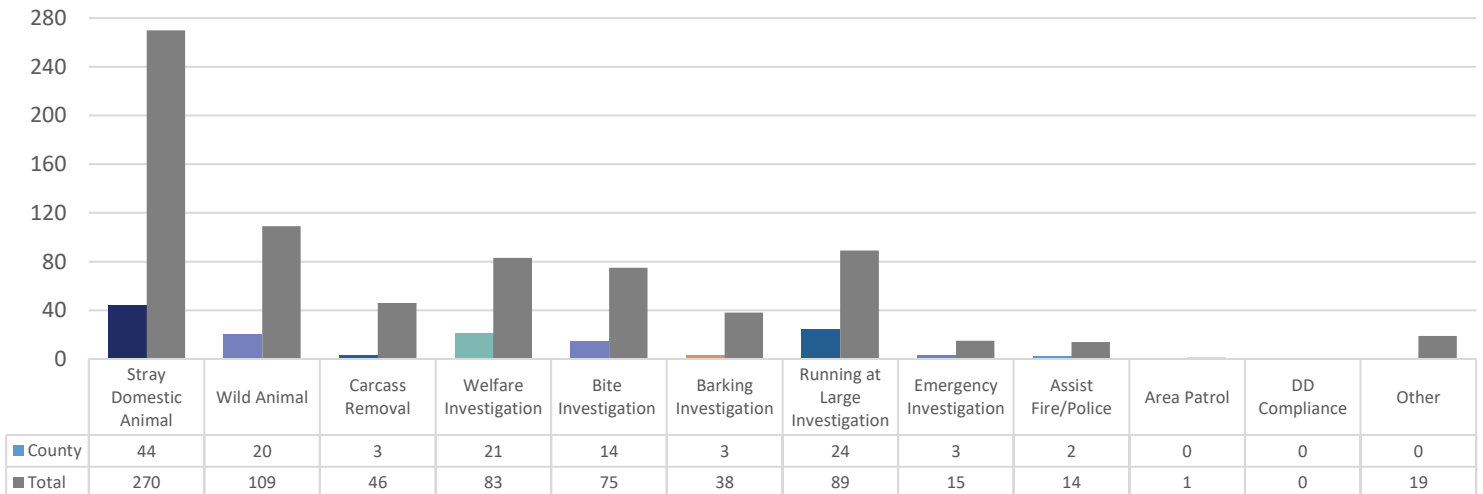
## Monthly Operations Report – May 2024

### Case Records for the County by Case Record Type

Case Record Types	May 2024
Stray Domestic Animal	44
Wild Animal	20
Carcass Removal	3
Welfare Investigation	21
Bite Investigation	14
Barking Investigation	3
Running at Large Investigation	24
Emergency Investigation	3
Assist Fire/Police Dept.	2
Area Patrol	0
Dangerous Dog Compliance	0
Other	0
	<b>134</b>



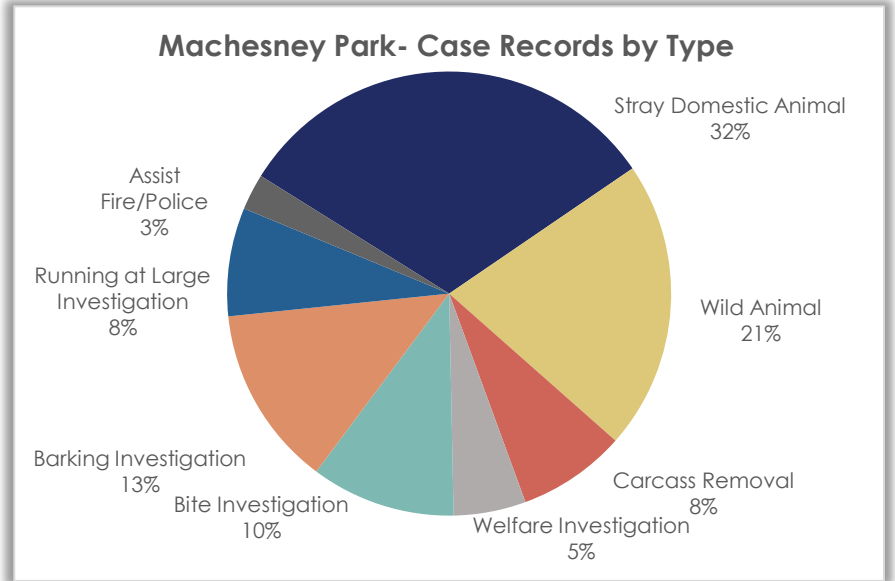
### Case Records by Type: Comparison- County vs. Total



## Monthly Operations Report – May 2024

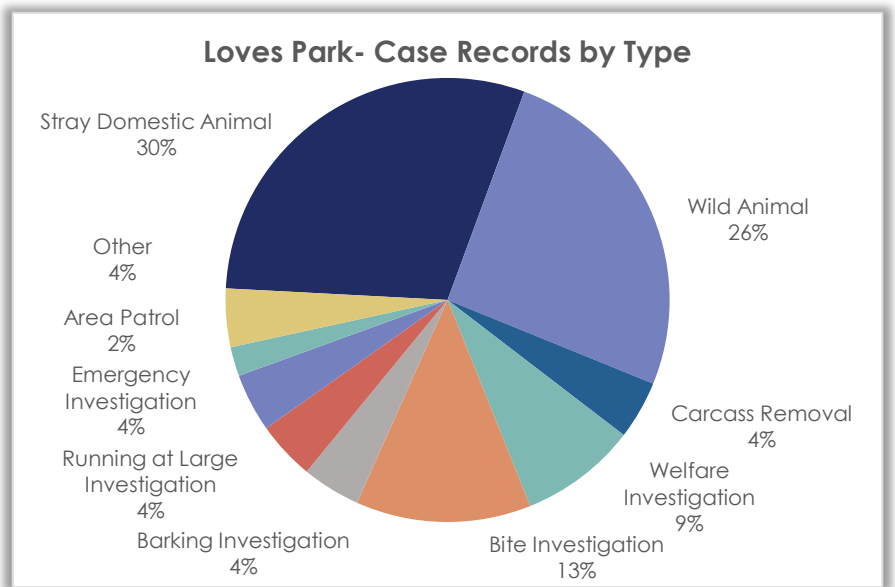
### Case Records for Machesney Park by Case Record Type

Case Record Types	May 2024
Stray Domestic Animal	12
Wild Animal	8
Carcass Removal	3
Welfare Investigation	2
Bite Investigation	4
Barking Investigation	5
Running at Large Investigation	3
Emergency Investigation	0
Assist Fire/Police Dept.	1
Area Patrol	0
DD Compliance	0
Other	0
	<b>38</b>



### Case Records for Loves Park by Case Record Type

Case Record Types	May 2024
Stray Domestic Animal	14
Wild Animal	12
Carcass Removal	2
Welfare Investigation	4
Bite Investigation	6
Barking Investigation	2
Running at Large Investigation	2
Emergency Investigation	2
Assist Fire/Police Dept.	0
Area Patrol	1
DD Compliance	0
Other	2
	<b>47</b>

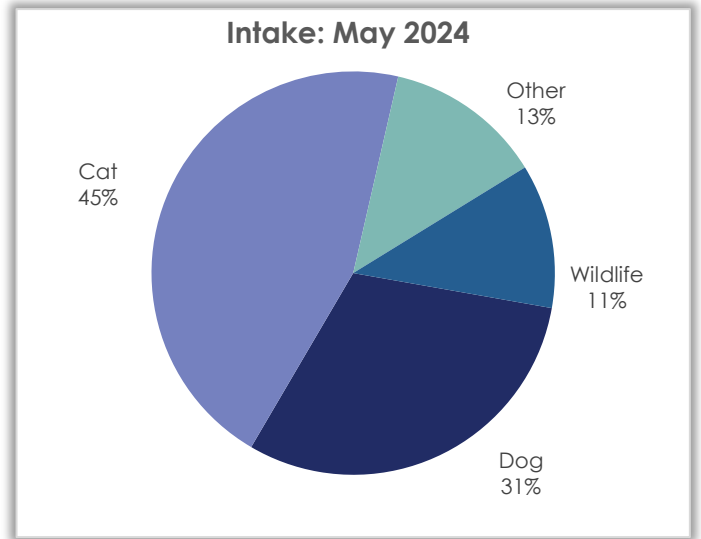


## Monthly Operations Report – May 2024

### Intake Statistics – May 2024

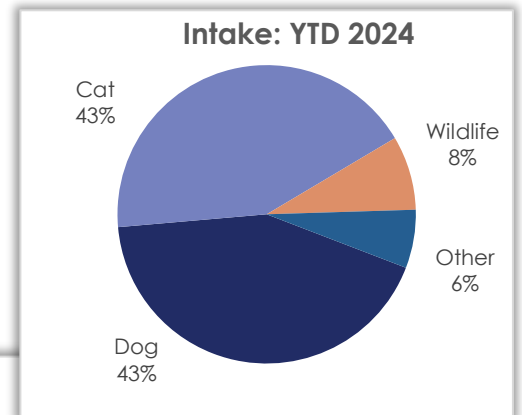
#### Intake by Species – Month/Year Comparison

Species	May 2024	May 2023	May 2022
Dog	199	171	168
Cat	293	270	270
Domestic Rabbit	5	6	5
Chicken	5	14	0
Rat	63	0	0
Guinea Pig	6	2	1
Fish	1	0	0
Lizard	0	0	1
Parakeet	0	1	0
Domestic Bird	2	1	0
Potbelly Pig	0	1	0
Ferret	0	1	0
Wildlife	75	37	68
<b>Total</b>	<b>649</b>	<b>504</b>	<b>513</b>

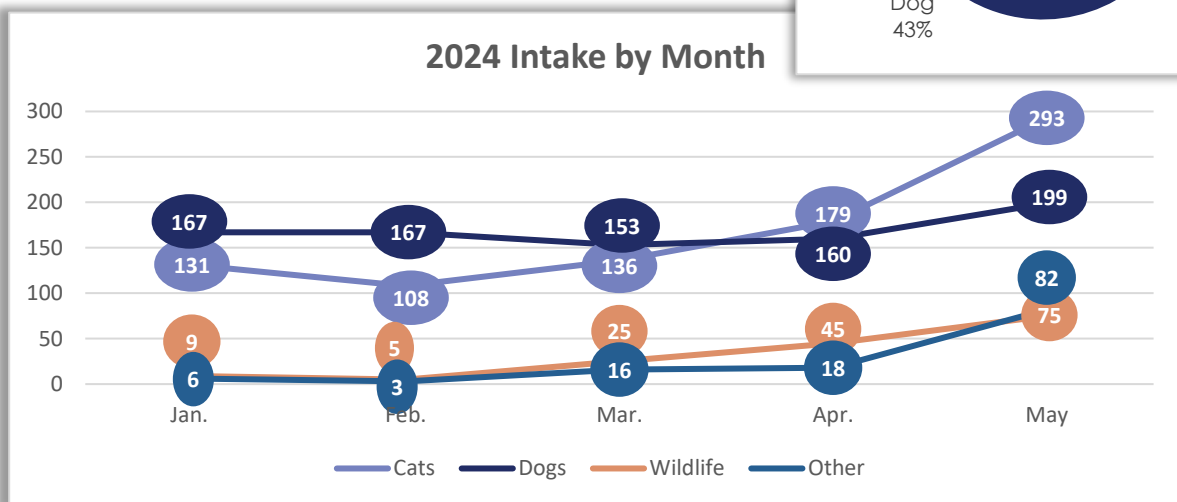


#### Intake by Species – YTD/Year Comparison

Species	YTD 2024	YTD 2023	YTD 2022
Dog	846	767	761
Cat	847	806	686
Wildlife	159	148	206
Other	125	75	63
<b>Total</b>	<b>1,977</b>	<b>1,796</b>	<b>1,716</b>



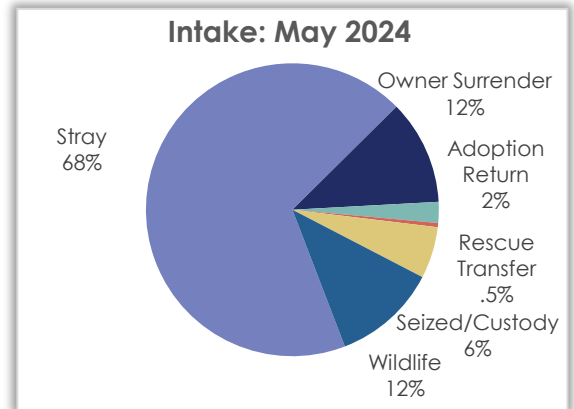
#### 2024 Intake by Month



## Monthly Operations Report – May 2024

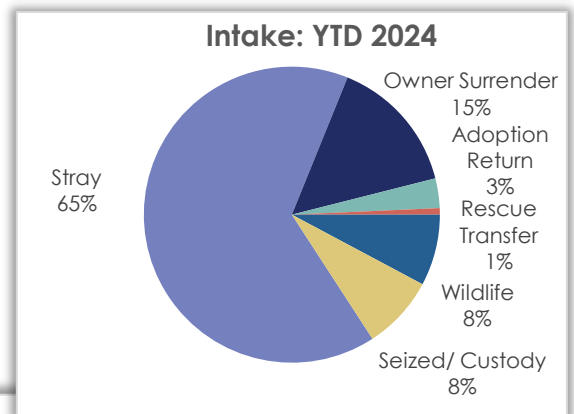
### Intake by Type – Month/Year Comparison

Intake Type	May 2024	May 2023	May 2022
Stray	444	320	332
Owner Surrender	75	72	48
Adoption Return	15	12	18
Rescue Transfer	3	3	8
Seized/Custody	37	61	39
Wildlife	75	37	68
<b>Total</b>	<b>649</b>	<b>505</b>	<b>513</b>

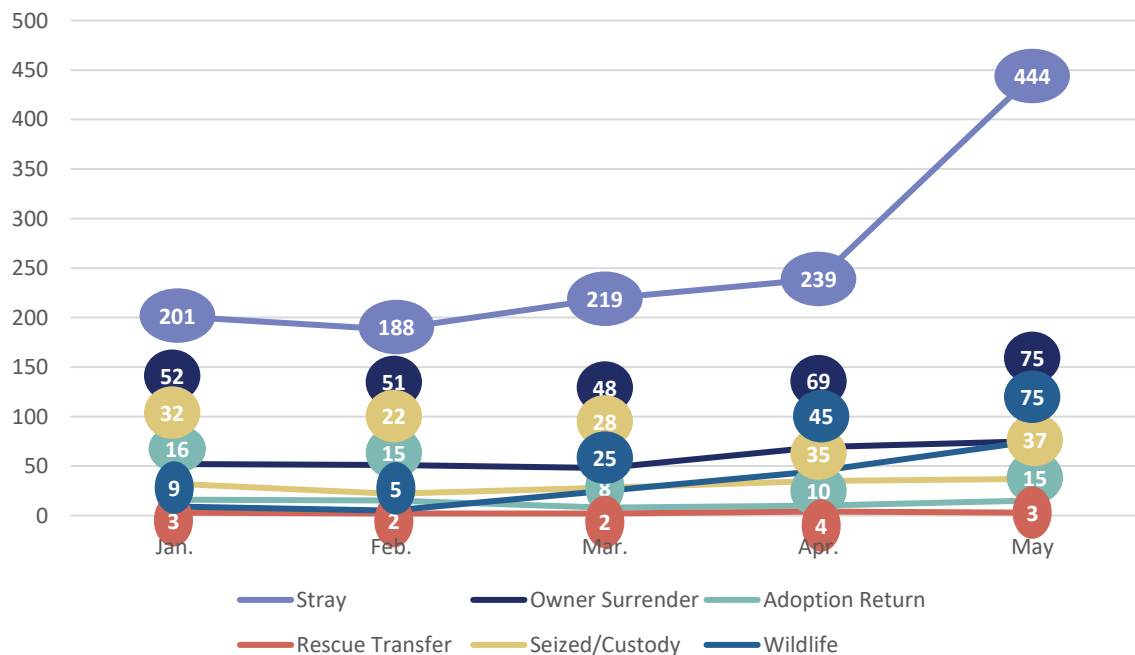


### Intake by Type – YTD/Year Comparison

Intake Type	YTD 2024	YTD 2023	YTD 2022
Stray	1,291	1,105	987
Owner Surrender	295	286	272
Adoption Return	64	80	97
Rescue Transfer	14	8	17
Seized/Custody	154	170	137
Wildlife	159	148	206
<b>Total</b>	<b>1,977</b>	<b>1,797</b>	<b>1,716</b>



### 2024 Intake Type by Month



## Monthly Operations Report – May 2024

### Stray Intake

#### Stray Intake by Species – Month/Year Comparison

Species	May 2024	May 2023	May 2022
Dog	126	111	107
Cat	247	203	219
Other/Wildlife	71	6	7
<b>Total</b>	<b>444</b>	<b>320</b>	<b>333</b>

### Owner Surrender

#### Owner Surrender by Species – Month/Year Comparison

Species	May 2024	May 2023	May 2022
Dog	32	29	19
Cat	34	38	28
Other	9	5	1
<b>Total</b>	<b>75</b>	<b>72</b>	<b>48</b>

### Adoption Return

#### Adoption Returns by Species – Month/Year Comparison

Species	May 2024	May 2023	May 2022
Dog	11	5	14
Cat	4	7	4
Other	0	0	0
<b>Total</b>	<b>15</b>	<b>12</b>	<b>18</b>

### Seized/Custody

#### Seized/Custody by Species – Month/Year Comparison

Species	May 2024	May 2023	May 2022
Dog	30	27	27
Cat	5	19	12
Other	2	15	0
<b>Total</b>	<b>37</b>	<b>61</b>	<b>39</b>





## Monthly Operations Report – May 2024

### Outcome Statistics – May 2024

#### Return to Owner

##### Return to Owner by Species – Month/Year Comparison

Species	May 2024	May 2023	May 2022
Dog	70	71	74
Cat	3	7	3
Other	1	0	0
<b>Total</b>	<b>74</b>	<b>78</b>	<b>77</b>

##### Return to Owner by Species – YTD/Year Comparison

Species	YTD 2024	YTD 2023	YTD 2022
Dog	271	284	305
Cat	29	29	26
Other	4	15	0
<b>Total</b>	<b>304</b>	<b>328</b>	<b>331</b>

#### TNR and RTF

##### Trap-Neuter-Return and Return-to-Field Outcomes by Month

	Jan.	Feb.	Mar.	Apr.	May	
<b>TNR</b>	0	0	0	0	0	<b>0</b>
<b>RTF</b>	0	2	0	1	0	<b>3</b>
	<b>0</b>	<b>2</b>	<b>0</b>	<b>1</b>	<b>0</b>	

#### Wildlife

##### Wildlife Rehabilitation Month/Year and Year Comparisons

###### May 2024

May 2024	May 2023	May 2022
38	11	28

###### YTD 2024

YTD 2024	YTD 2023	YTD 2022
57	20	44

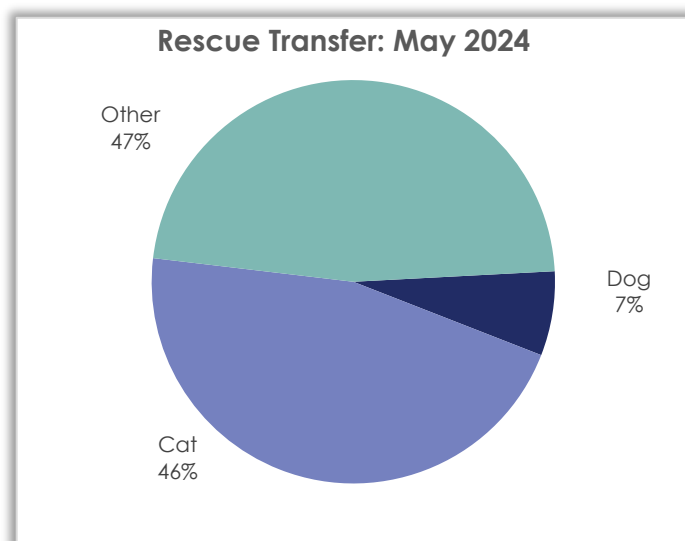


## Monthly Operations Report – May 2024

### Rescue Transfer

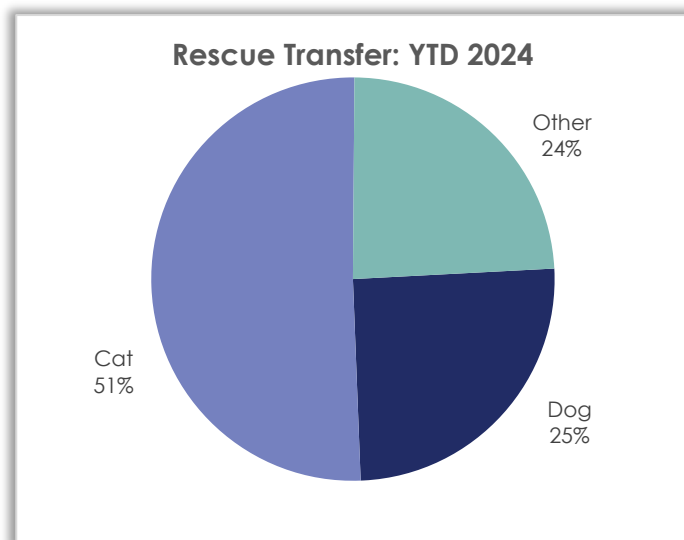
#### Rescue Transfer by Species – Month/Year Comparison

Species	May 2024	May 2023	May 2022
Dog	10	11	5
Cat	68	34	24
Rat/Mouse	63	0	0
Domestic Rabbit	2	1	0
Guinea Pig	4	0	0
Domestic Bird	1	0	0
Livestock	0	1	0
<b>Total</b>	<b>148</b>	<b>47</b>	<b>29</b>



#### Rescue Transfer by Species – YTD/Year Comparison

Species	YTD 2024	YTD 2023	YTD 2022
Dog	86	84	45
Cat	173	207	54
Other	82	10	5
<b>Total</b>	<b>341</b>	<b>301</b>	<b>104</b>

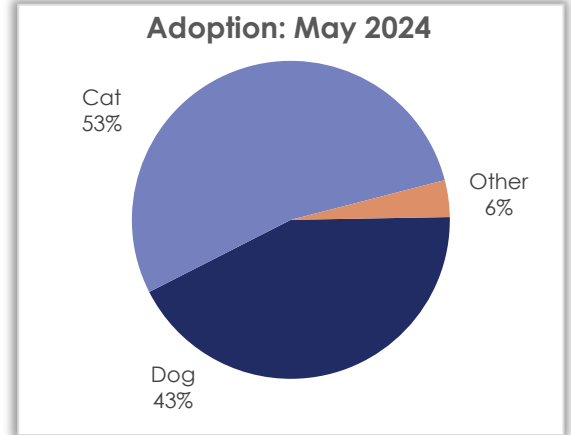


## Monthly Operations Report – May 2024

### Adoption

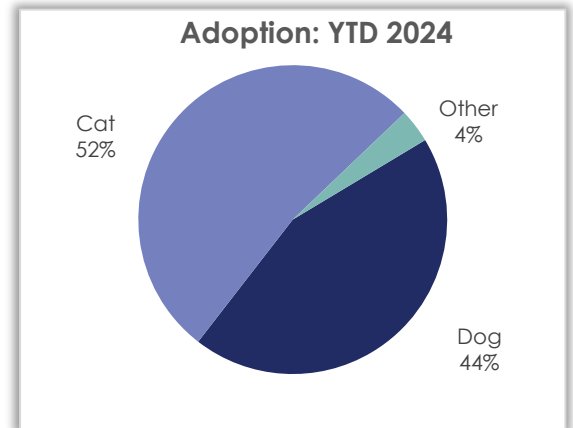
#### Adoption by Species – Month/Year Comparison

Species	May 2024	May 2023	May 2022
Dog	80	39	81
Cat	100	98	118
Domestic Rabbit	0	6	3
Domestic Bird	1	1	0
Chicken	5	12	0
Ferret	0	1	0
Lizard	0	0	1
Rat	0	0	1
Guinea Pig	1	0	3
Potbelly Pig	0	1	0
<b>Total</b>	<b>187</b>	<b>158</b>	<b>207</b>

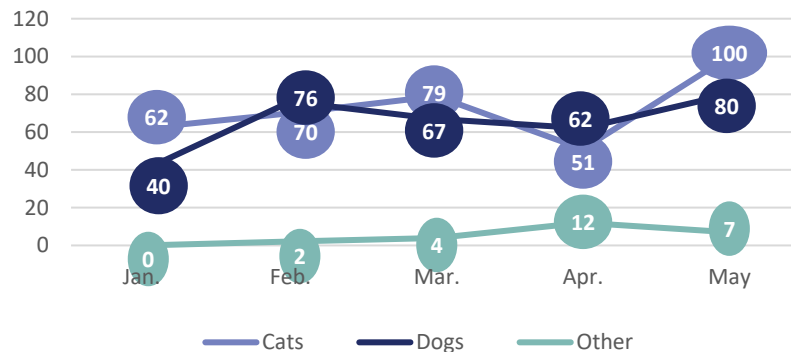


#### Adoption by Species – YTD/Year Comparison

Species	YTD 2024	YTD 2023	YTD 2022
Dog	314	254	318
Cat	373	327	409
Other	25	39	54
<b>Total</b>	<b>712</b>	<b>620</b>	<b>781</b>



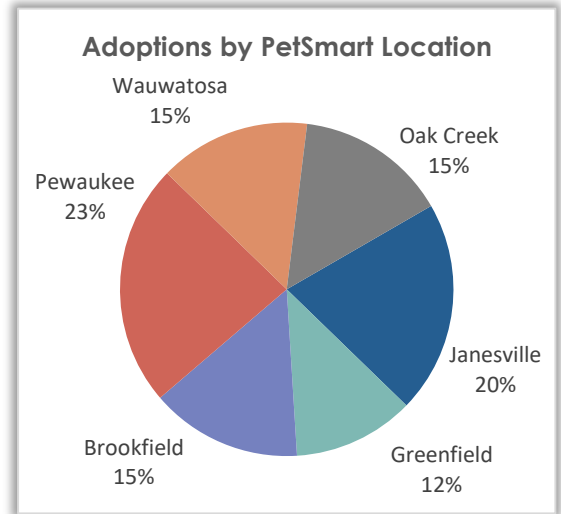
#### Adoption: 2024 Monthly Adoptions by Species



## Monthly Operations Report – May 2024

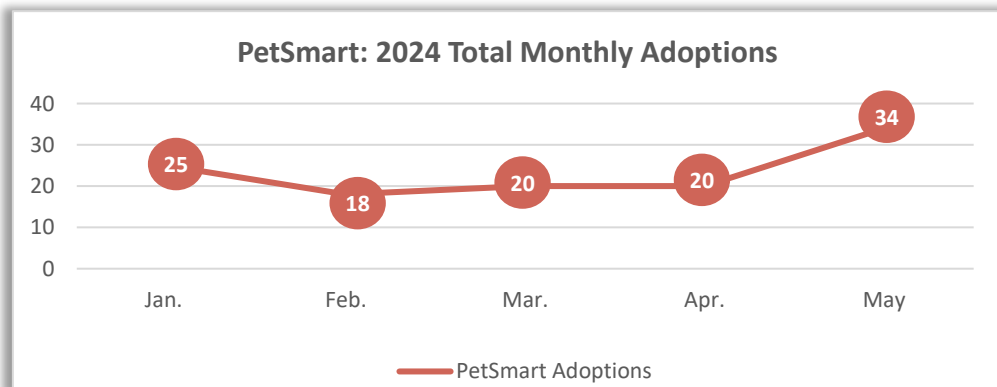
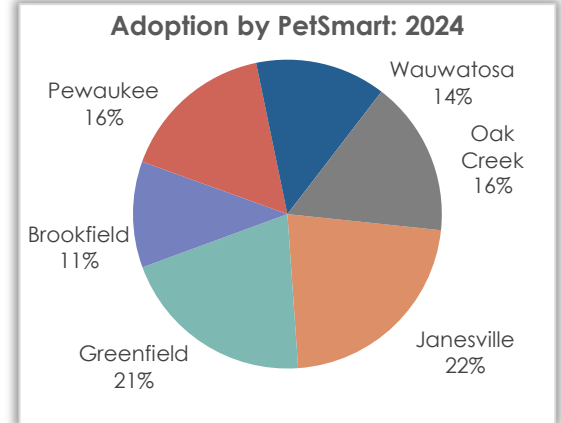
### Off-site Adoptions by PetSmart Location – Month/Year Comparison

PetSmart Location	May 2024	May 2023	May 2022
Machesney Park	-	0	0
Rockford	-	0	0
Janesville	7	11	16
Greenfield	4	8	14
Brookfield	5	7	11
Pewaukee	8	6	0
Wauwatosa	5	10	11
Oak Creek	5	-	-
<b>Total</b>	<b>34</b>	<b>42</b>	<b>52</b>



### Off-site Adoptions by PetSmart Location – YTD/Year Comparison

PetSmart Location	YTD 2024	YTD 2023	YTD 2022
Machesney Park	-	0	9
Rockford	-	2	0
Janesville	26	22	37
Greenfield	24	25	42
Brookfield	13	17	24
Pewaukee	19	16	1
Wauwatosa	16	19	30
Oak Creek	19	-	-
<b>Total</b>	<b>117</b>	<b>101</b>	<b>143</b>

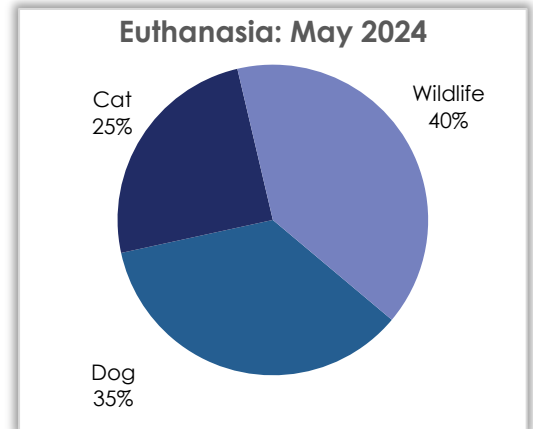


## Monthly Operations Report – May 2024

### Euthanasia

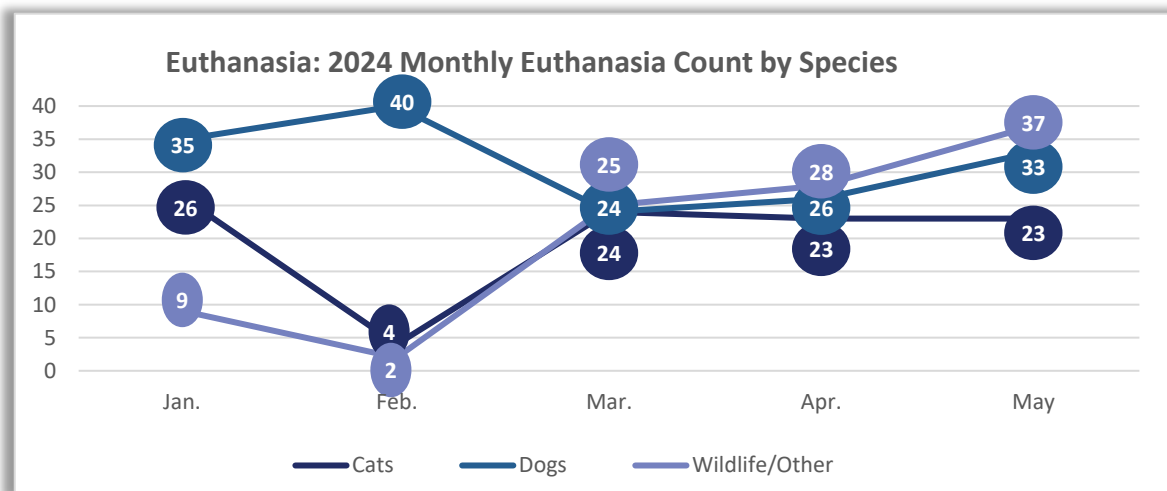
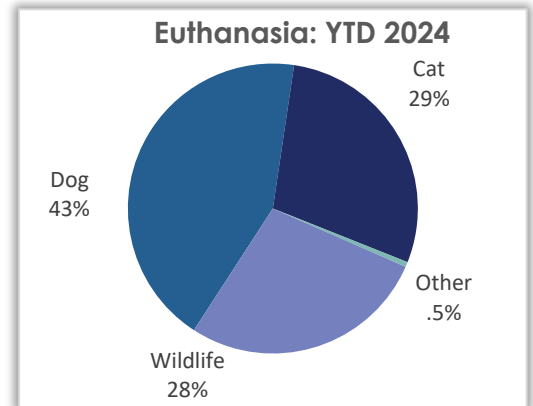
Euthanasia by Species – Month/Year Comparison

Species	May 2024	May 2023	May 2022
Dog	33	31	20
Cat	23	41	26
Other	0	1	1
Wildlife	37	25	36
<b>Total</b>	<b>93</b>	<b>98</b>	<b>83</b>



Euthanasia by Species – YTD/Year Comparison

Species	YTD 2024	YTD 2023	YTD 2022
Dog	155	125	81
Cat	103	93	61
Other	2	1	2
Wildlife	99	120	152
<b>Total</b>	<b>359</b>	<b>339</b>	<b>296</b>



## Monthly Operations Report – May 2024

### Veterinary Operations – May 2024

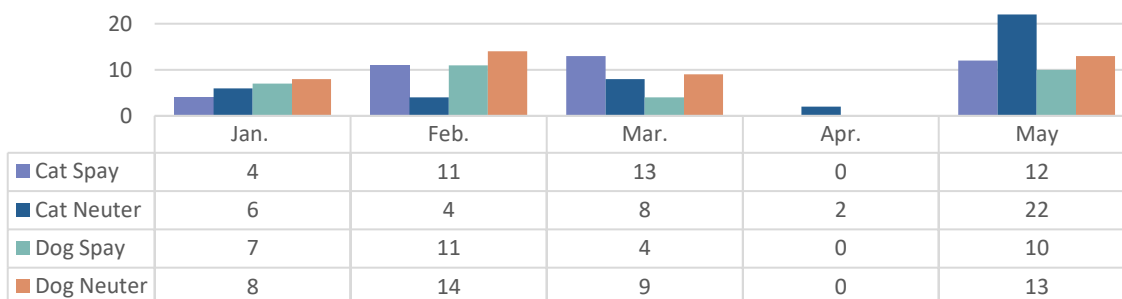
#### Spay/Neuter Surgeries – May Totals

	Dog	Cat	
Spay	10	12	<b>22</b>
Neuter	13	22	<b>35</b>
<b>Total</b>	<b>23</b>	<b>34</b>	<b>57</b>

#### Spay/Neuter Surgeries – YTD Totals

	Dog	Cat	
Spay	32	41	<b>73</b>
Neuter	44	42	<b>86</b>
<b>Total</b>	<b>76</b>	<b>83</b>	<b>159</b>

#### Veterinary - Spay/Neuter Surgeries - by Species by Month



#### Veterinary – Other Procedures - 2024 by Month

Procedure	Jan	Feb	Mar	Apr	May	
Entropion	0	0	0	0	1	<b>1</b>
Repair Incision	0	0	0	0	0	<b>0</b>
Repair Umbilical Hernia	0	0	1	0	0	<b>1</b>
C-Section	0	0	0	0	0	<b>0</b>
Remove Growth	0	0	0	0	2	<b>2</b>
Treat/Close Wound	0	0	0	0	2	<b>2</b>
Ear Resection	0	0	0	0	0	<b>0</b>
Enucleation	0	0	0	0	0	<b>0</b>
Repair Cherry Eye	0	0	0	0	0	<b>0</b>
Tail Amputation	0	0	0	0	1	<b>1</b>
Leg Amputation	0	0	0	0	0	<b>0</b>
FHO	0	0	0	0	0	<b>0</b>
Remove Ovarian Tissue	0	0	0	0	0	<b>0</b>
Repair Prolapsed Uterus	0	0	0	0	0	<b>0</b>
Cystotomy	0	0	0	0	0	<b>0</b>
Ear Flap Amputation	0	0	0	0	0	<b>0</b>
	<b>0</b>	<b>0</b>	<b>1</b>	<b>0</b>	<b>6</b>	<b>7</b>

