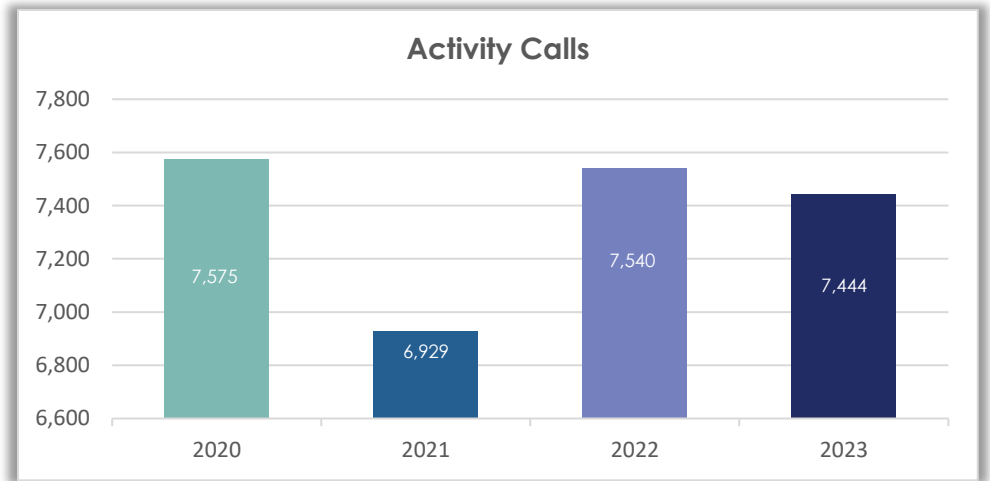


Field Services

Activity Calls by Municipality - 2023

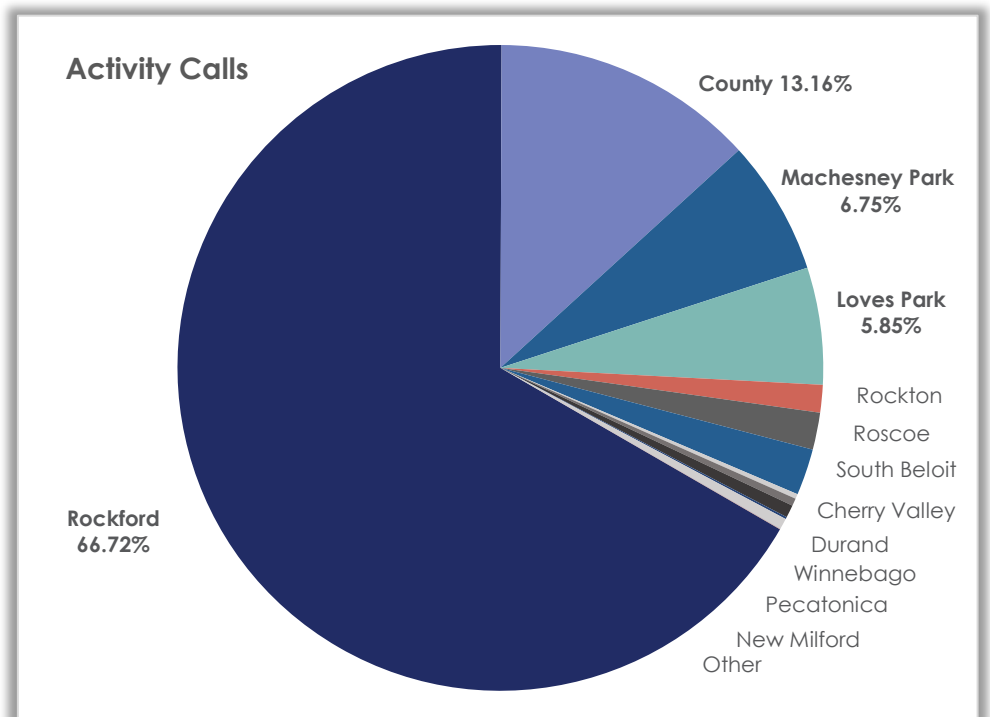
Municipality	2023
Rockford	4,967
County	980
Machesney Park	503
Loves Park	436
Rockton	103
Roscoe	138
South Beloit	173
Durand	18
Pecatonica	28
Winnebago	47
New Milford	8
Cherry Valley	41
Boone County	1
Other	1
Total	7,444

Animal Services officers investigate animal related calls. Services include animal bite reports, animal welfare and cruelty checks, rabies control, stray animals, and emergency response for sick and injured stray animals. Officers also enforce all State of Illinois and local animal ordinances in Winnebago County, helping to keep pets and people safer.



Activity Calls by Municipality - 2023

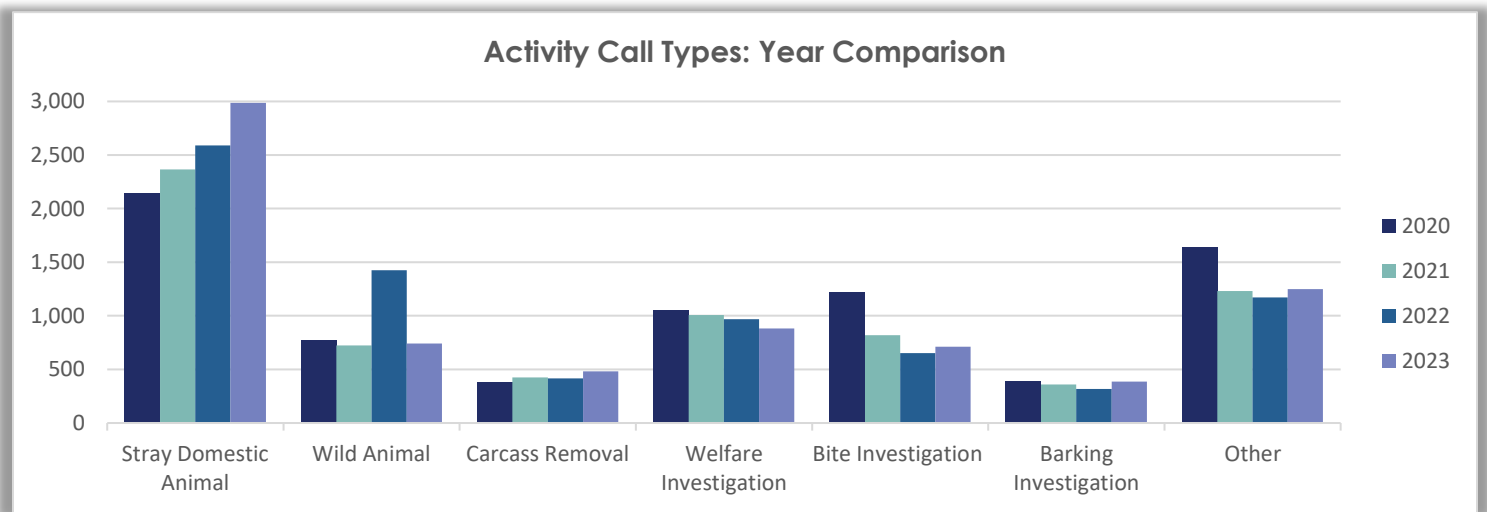
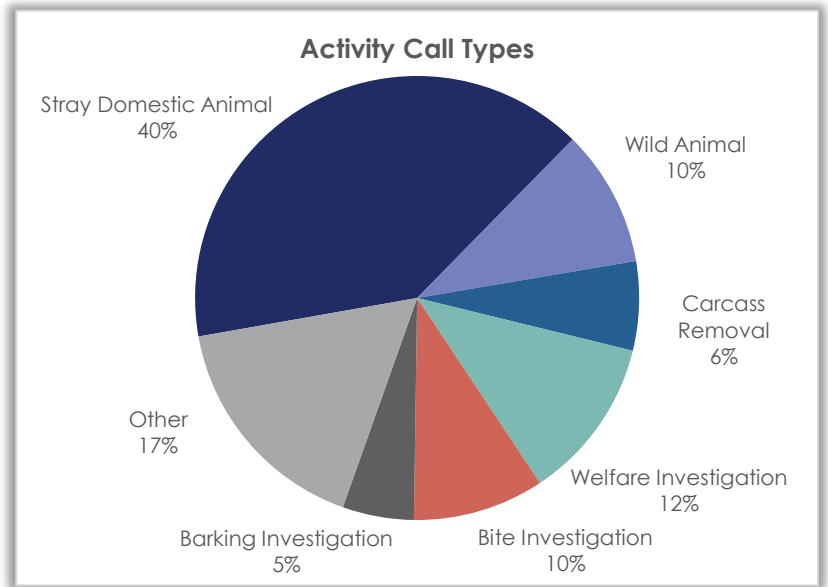
Out of the over 7,400 activity calls that our Animal Services offers responded to, 66.72% of those calls were within the City of Rockford. Subsequently, 13.16% of those calls were to Winnebago County, 6.75% were in Machesney Park, and 5.85% to Loves Park.



Officer Activity

In 2023, Animal Services Officers handled over 7,400 calls. 40% of the calls were for a stray domestic animal, usually a dog running loose. Investigation for welfare, a bite, or barking made up 27% of calls. "Other" calls included other investigations (e.g. running at large, rabies vaccination/registration, animal fighting) and assisting other agencies (e.g. police, fire departments) or assisting animal owners.

Statistics for 2020-2023 are shown below.



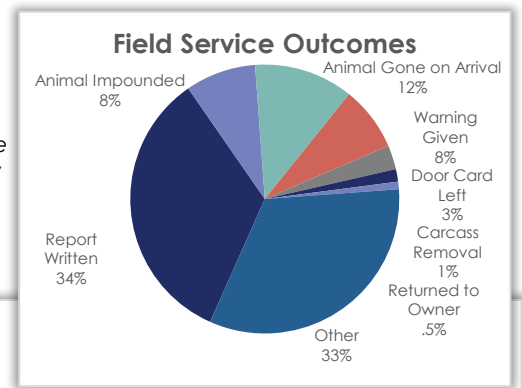
Activity Call Types	2020	2021	2022	2023
Stray Domestic Animal	2,143	2,367	2,590	2,987
Wild Animal	766	724	1,426	743
Carcass Removal	381	424	416	483
Welfare Investigation	1,047	1,006	967	882
Bite Investigation	1,213	820	653	712
Barking Investigation	385	358	318	387
Other	1,640	1,230	1,170	1,250
Total	7,575	6,929	7,540	7,444

WINNEBAGO COUNTY

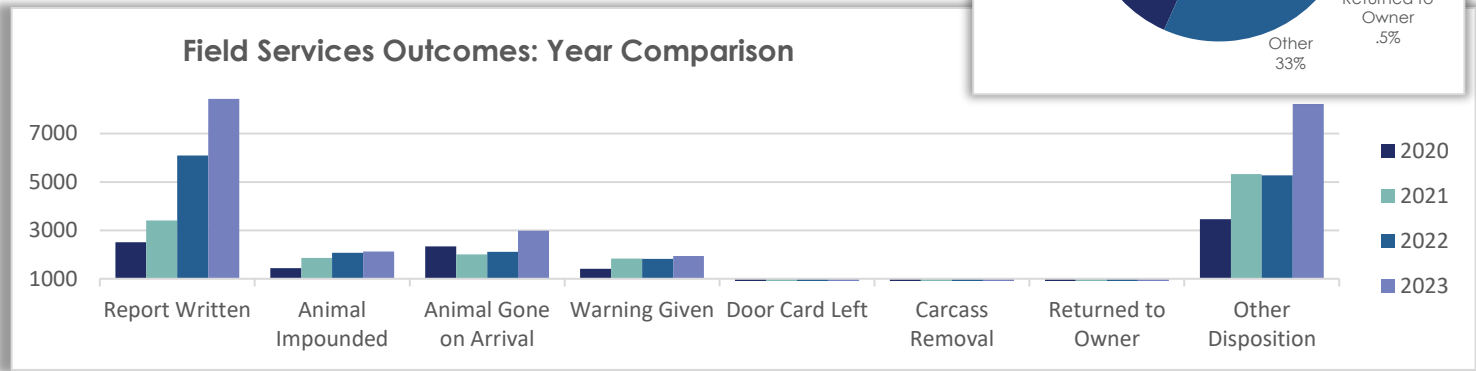
— ANIMAL SERVICES —

Field Service Outcomes

Officers responded to 7,444 calls in 2023. There are more outcomes than calls because more than one outcome was recorded for some calls. For example, if an officer impounded a stray dog and left a written warning for the owner, both outcomes were recorded for the call. The most common outcomes are listed below (except for citations, which are described in the following section). Warnings include both verbal and written. Other outcomes not specifically listed include: animal returned to owner, no service needed, unable to catch animal, owner or complainant not home, wild animal relocated, trap set/checked/picked up, and full compliance.



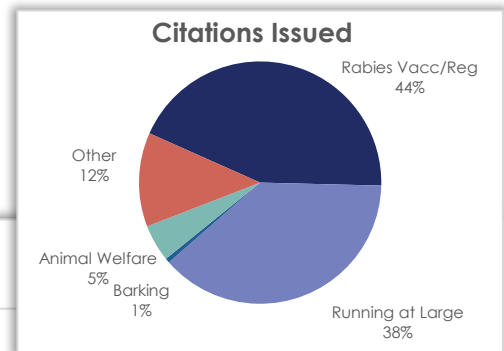
Field Services Outcomes: Year Comparison



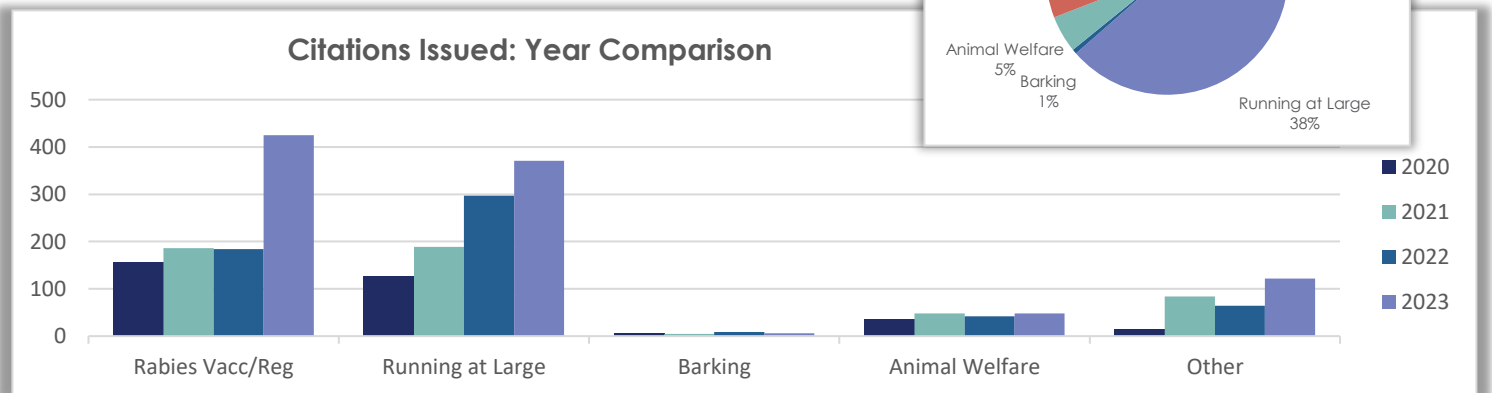
Field Service Outcomes	2020	2021	2022	2023
Report Written	2,513	3,409	6,093	8,435
Animal Impounded	1,436	1,863	2,069	2,126
Animal Gone on Arrival	2,343	2,005	2,118	2,988
Warning Given	1,406	1,840	1,820	1,939
Door Card Left	478	498	426	728
Carcass Removal	340	357	312	376
Returned to Owner	117	106	124	228
Other Disposition	3,456	5,321	5,275	8,219
Total	12,089	15,399	18,237	25,039

Citations Issued

Officers issued 972 citations in 2023, both in the field and at the shelter. Of those, 425 were for rabies vaccination/registration or Code Hearing Unit "Notice of Animal Violation." The other 547 were "Notice to Appear" citations. The majority of those citations were for a dog running at large (371). Animal Welfare (48) includes Owner's Duties, Animal Cruelty, Aggravated Animal Cruelty and Confinement to Motor Vehicle.



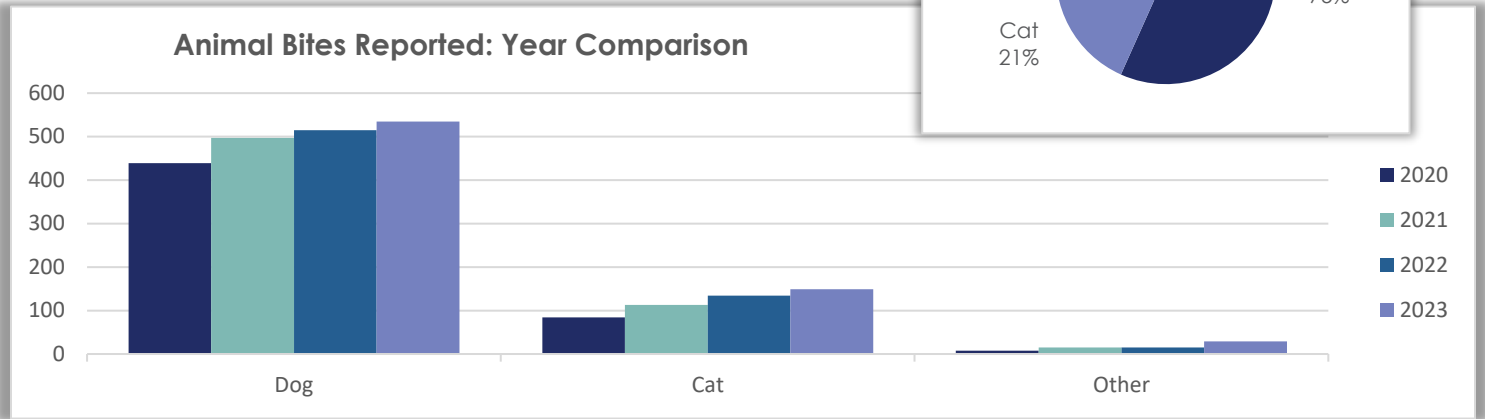
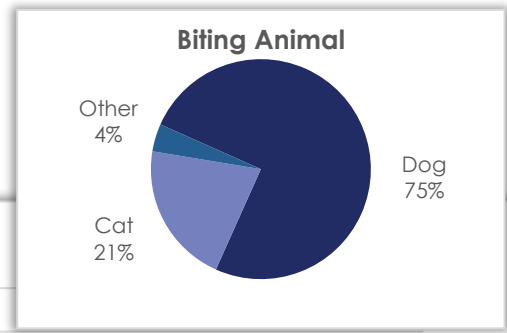
Citations Issued: Year Comparison



Citations Issued	2020	2021	2022	2023
Rabies Vacc/Reg	157	186	184	425
Running at Large	126	189	297	371
Barking	6	5	9	6
Animal Welfare	36	48	42	48
Other	15	84	64	122
Total	340	512	596	972

Animal Bites

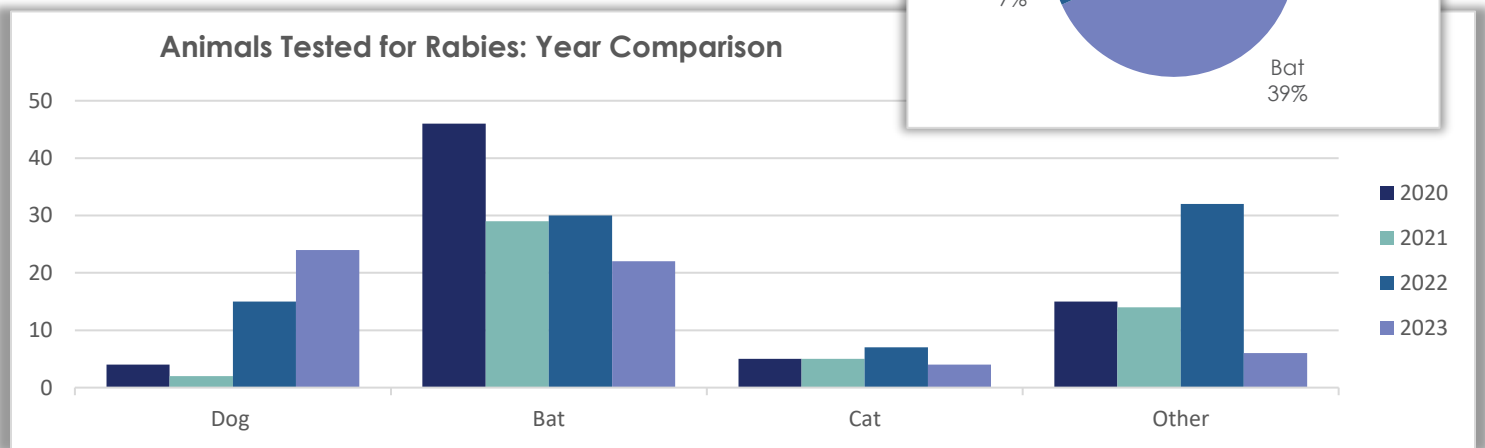
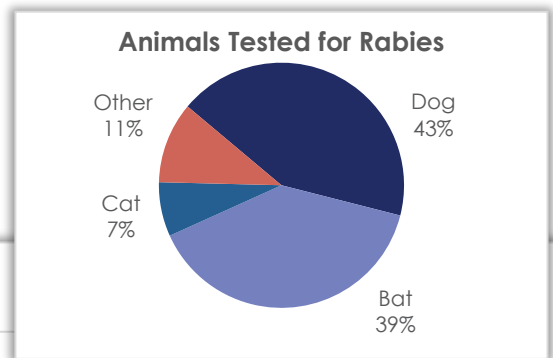
In 2023, there were 713 animal bites reported to Animal Services. The majority (75%) of the bites were from dogs, with 21% reported from cats. Bites were also reported for 29 other small mammals (4% of bites)



Animal Bites	2020	2021	2022	2023
Dog	439	497	515	535
Cat	94	113	134	149
Other	8	15	15	29
Total	541	625	664	713

Animal Rabies Testing

There were 56 animals sent to an Illinois Department of Public Health (IDPH) lab and the University of Illinois for rabies testing. The animals tested were dogs (24), bats (22), cats (4) and (6) other small mammals. Reasons for testing include a human bitten by an animal, a domestic animal exposure to a wild animal, or a human possibly exposed to a wild animal (primarily bats in homes).



Animals Tested for Rabies	2020	2021	2022	2023
Dog	4	2	15	24
Bat	46	29	30	22
Cat	5	5	7	4
Other	15	14	32	6
Total	70	50	84	56

Shelter and Adoption Services

Kennel Visitors

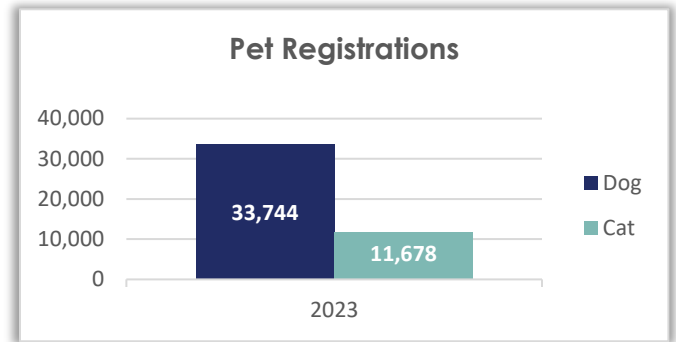
Sign-in records show that over 9,100 people visited the shelter kennel areas in 2023. Most of the visitors indicated they were looking for a pet to adopt or trying to find their missing pet.

	2020	2021	2022	2023
Visits	8,150+	11,600+	9,100+	9,100+

Pet Registrations

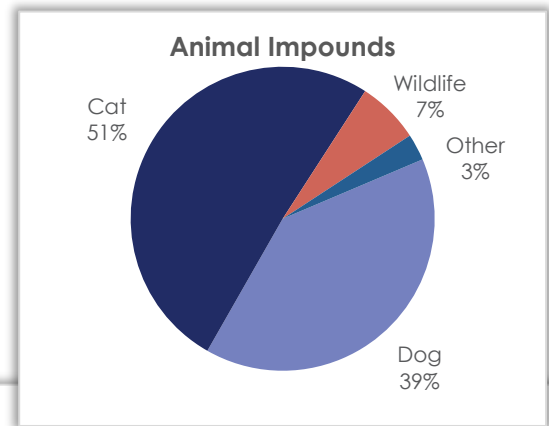
In 2023, there were 45,422 tags sold within Winnebago County. 26% of the registrations were for cats and 74% were for dogs. Registrations were done at the shelter or area veterinary clinics.

Winnebago County pet owners are required to vaccinate and register all owned cats and dogs.

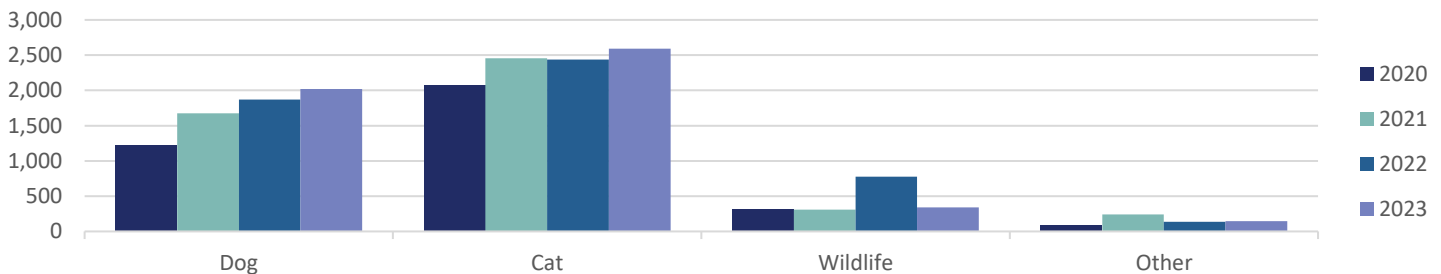


Animals Impounded

During 2023, 5,096 animals were impounded. Of the 5,096 animals impounded, 39% were dogs, 51% cats, and 7% were wildlife. Other impounds (3%) were other pets, primarily guinea pigs, domestic rabbits, rats and chickens.



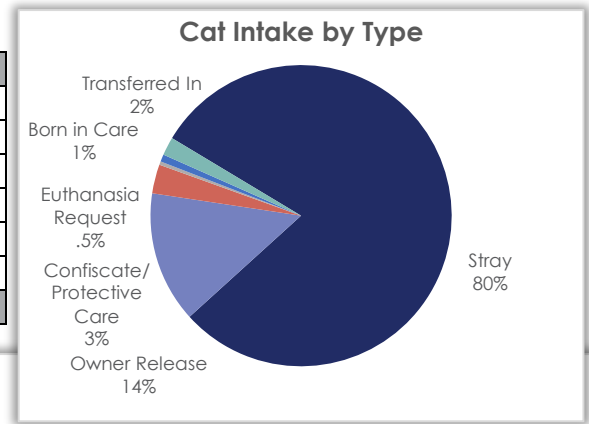
Live Animals Impounded: Year Comparison



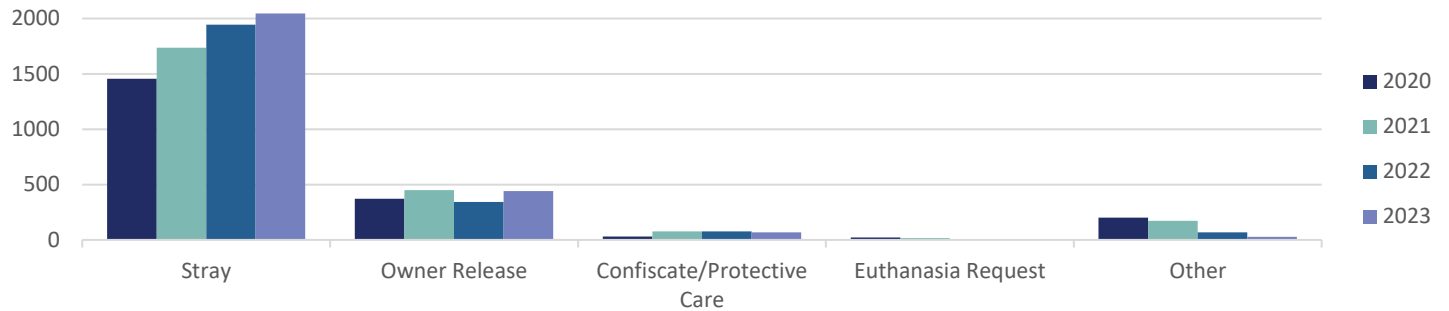
Species	2020	2021	2022	2023
Dog	1,226	1,673	1,871	2,020
Cat	2,079	2,455	2,439	2,593
Wildlife	320	307	777	339
Other	90	242	135	144
Total	3,715	4,677	5,222	5,096

Cat Intake by Type

Intake Type	2020	2021	2022	2023
Stray	1,455	1,736	1,943	2,045
Owner Release	371	451	344	442
Confiscate/Protective Care	30	78	76	69
Euthanasia Request	22	17	9	9
Born in Care	10	23	19	20
Transferred In	191	150	48	8
Total	2,079	2,455	2,439	2,593

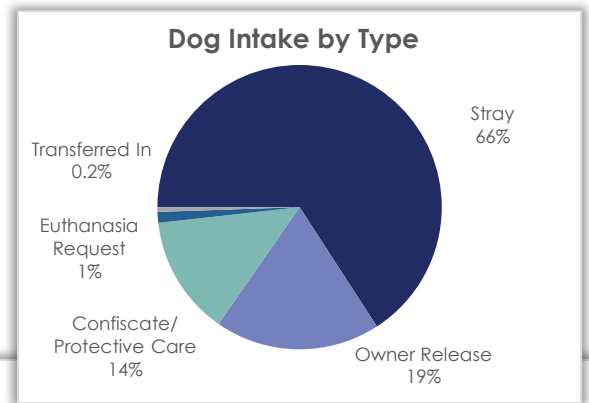


Cat Intake by Type: Year Comparison

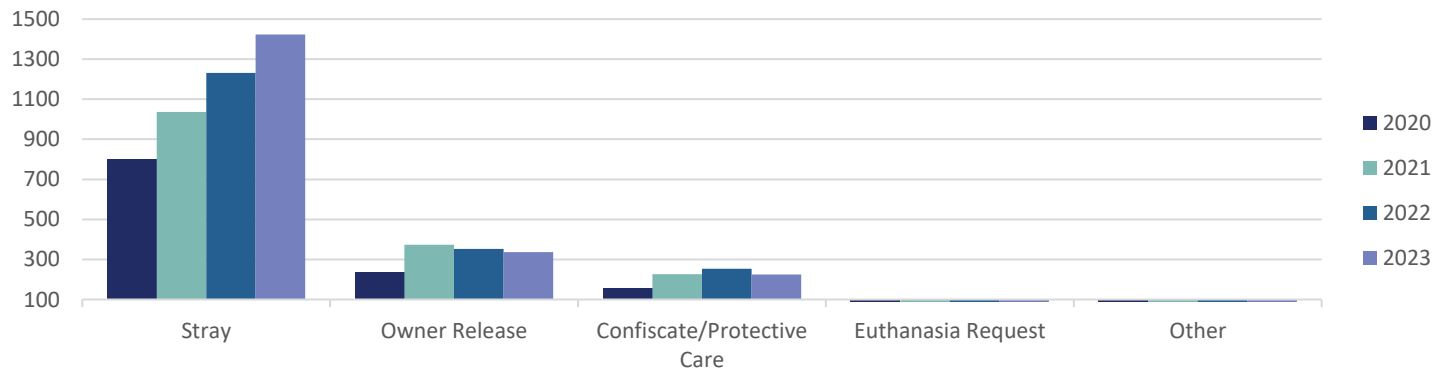


Dog Intake by Type

Intake Type	2020	2021	2022	2023
Stray	800	1,037	1,232	1,423
Owner Release	239	373	352	337
Confiscate/Protective Care	155	226	254	224
Euthanasia Request	27	32	23	33
Born in Care	0	3	0	0
Transferred In	5	2	10	3
Total	1,226	1,673	1,871	2,020

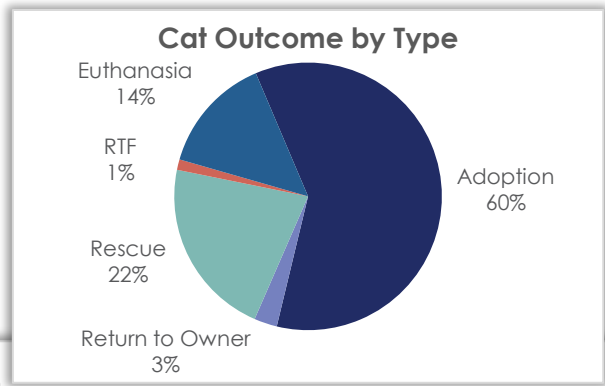


Dog Intake by Type: Year Comparison

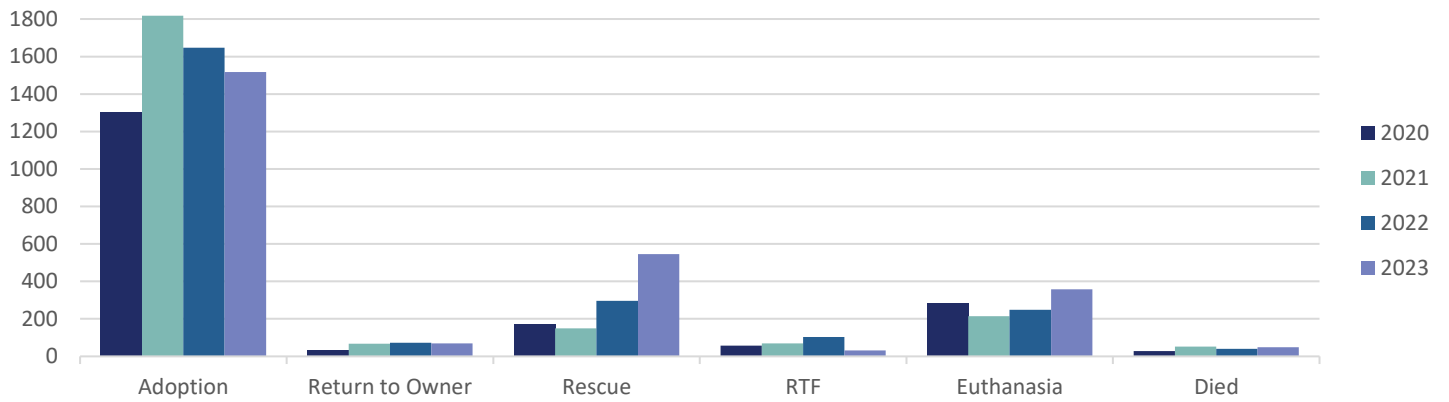


Cat Outcome by Type

Outcome Type	2020	2021	2022	2023
Adoption	1,302	1,818	1,647	1,517
Return to Owner	32	67	72	70
Rescue	172	149	297	546
RTF	58	69	104	32
Euthanasia	282	214	248	357
Died	28	53	40	48
Total	1,874	2,370	2,408	2,570

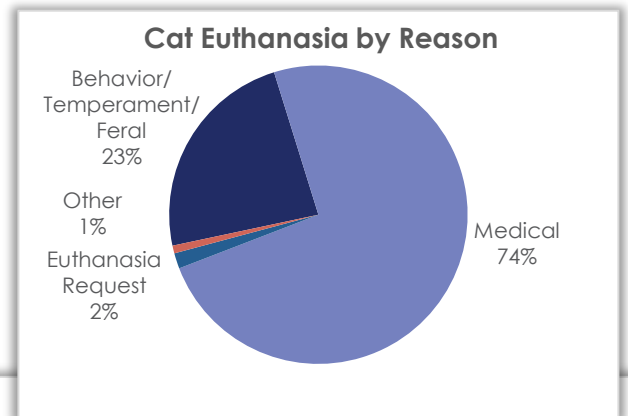


Cat Outcome by Type: Year Comparison

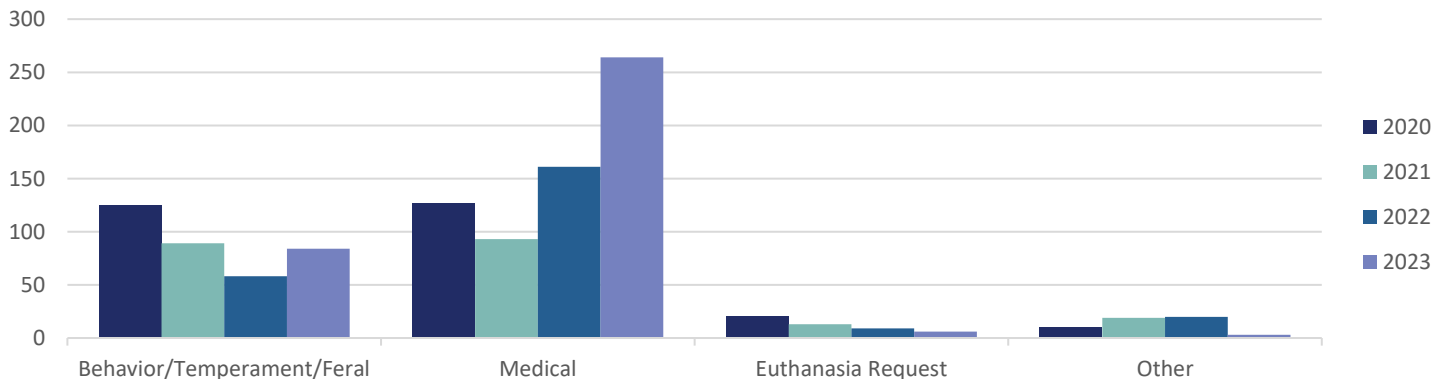


Cat Euthanasia Reason

Euthanasia Reason	2020	2021	2022	2023
Behavior/Temperament/Feral	125	89	58	84
Medical	127	93	161	264
Euthanasia Request	20	13	9	6
Other	10	19	20	3
Total	282	214	248	357

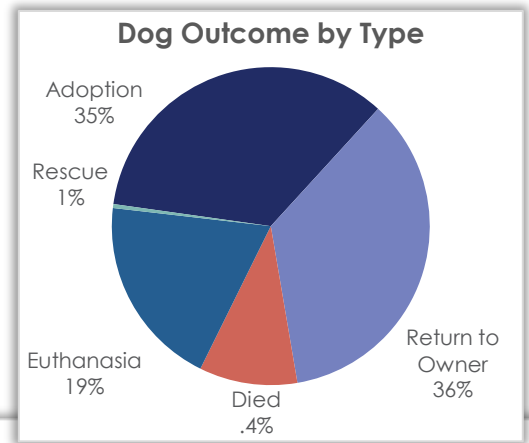


Cat Euthanasia by Reason: Year Comparison

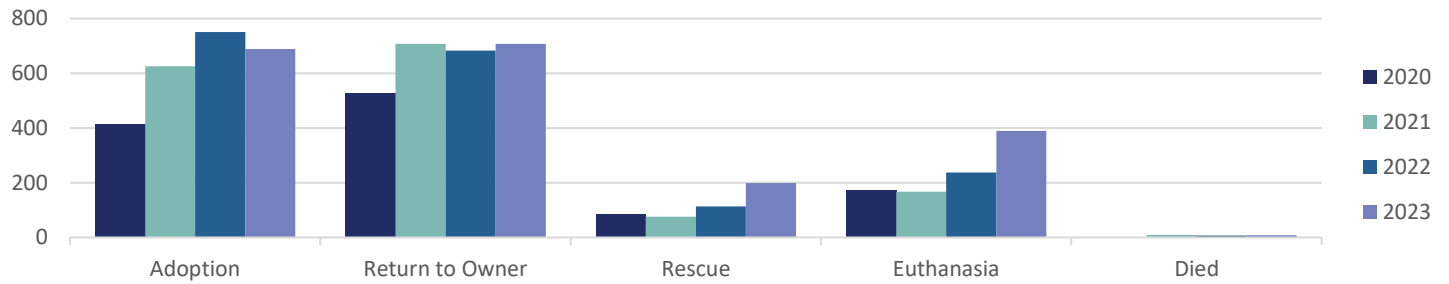


Dog Outcome by Type

Outcome Type	2020	2021	2022	2023
Adoption	416	626	751	689
Return to Owner	527	708	683	708
Rescue	86	76	113	199
Euthanasia	173	167	237	389
Died	2	9	7	8
	1,204	1,586	1,791	1,993

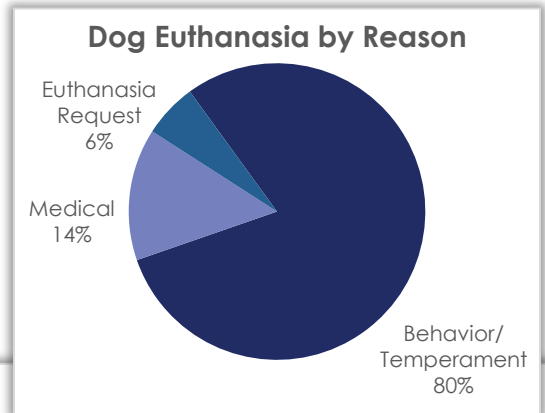


Dog Outcome by Type: Year Comparison

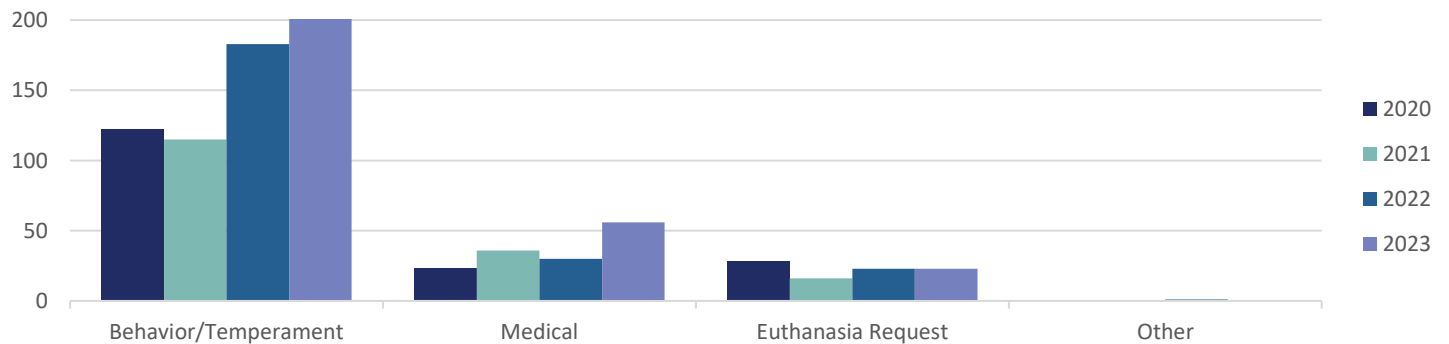


Dog Euthanasia Reason

Euthanasia Reasons	2020	2021	2022	2023
Behavior/Temperament	122	115	183	310
Medical	23	36	30	56
Euthanasia Request	28	16	23	23
Other	0	0	1	0
	173	167	237	389

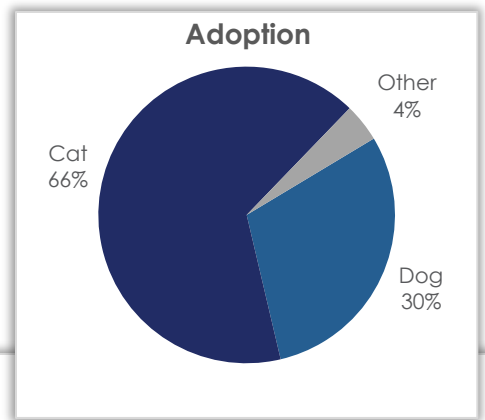


Dog Euthanasia by Reason: Year Comparison

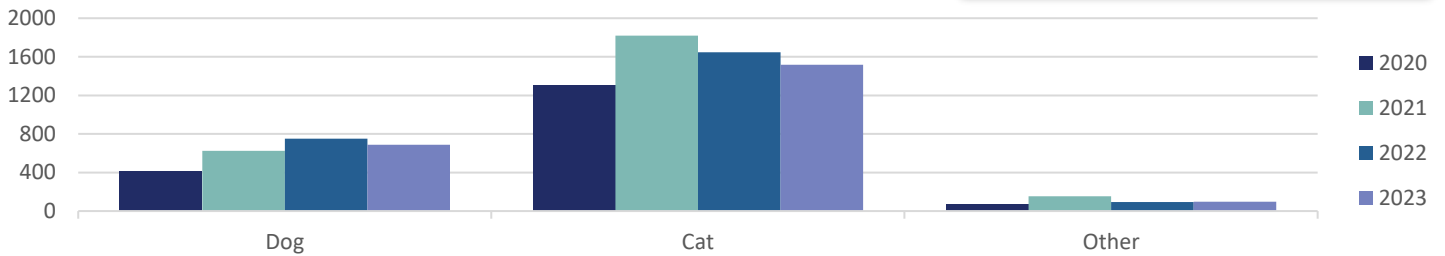


Adoption by Species

During 2023, 2,302 animals were adopted. Of the 2,302 animals adopted, 66% were cats and 30% were dogs. Other adopted animals (4%) included guinea pigs, domestic rabbits, chickens, rats, and domestic birds.



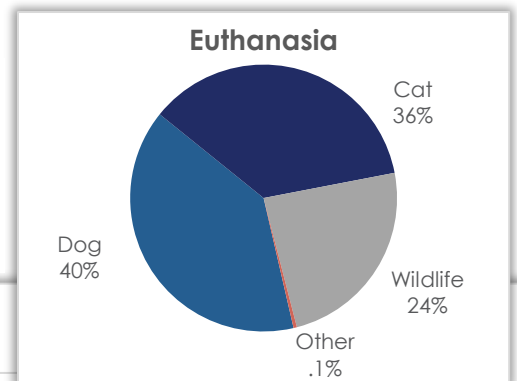
Adoption by Species: Year Comparison



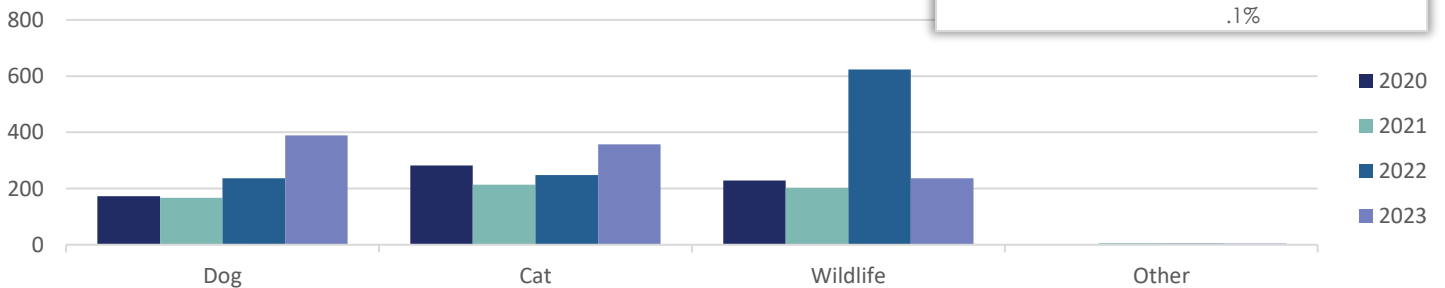
Species	2020	2021	2022	2023
Dog	416	626	751	689
Cat	1,302	1,818	1,647	1,517
Other	65	155	94	96
Total	1,783	2,599	2,492	2,302

Euthanasia by Species

During 2023, 987 animals were euthanized, compared to the 1,113 euthanasias performed in 2022. Of the 987 animals euthanized 36% were cats, 24% were wildlife, and 39% were dogs. Other euthanasia (.40%) consisted of two rats, one guinea pig, and one hedgehog.



Euthanasia by Species: Year Comparison



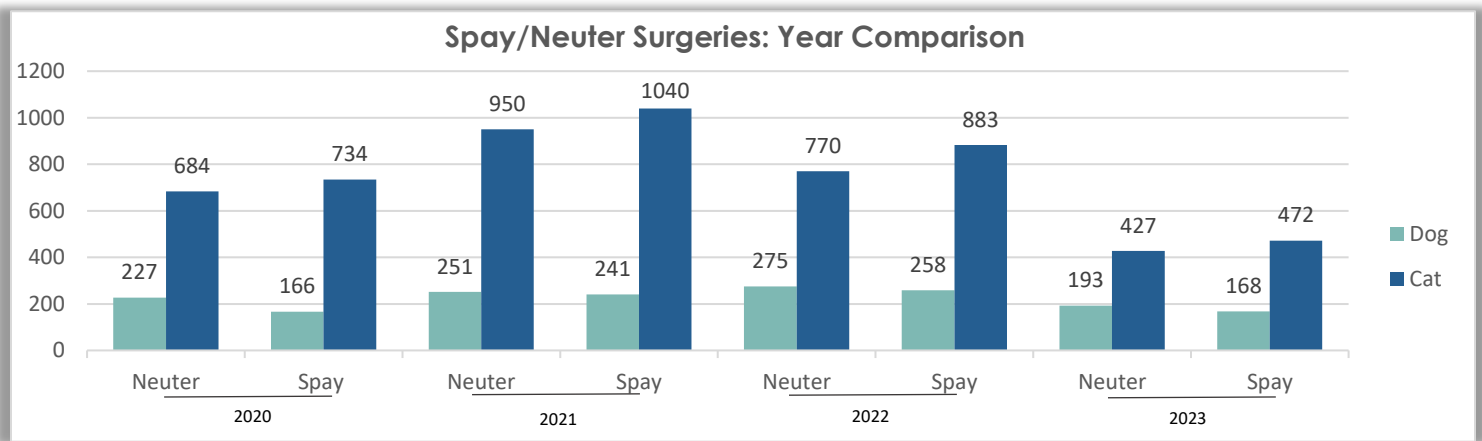
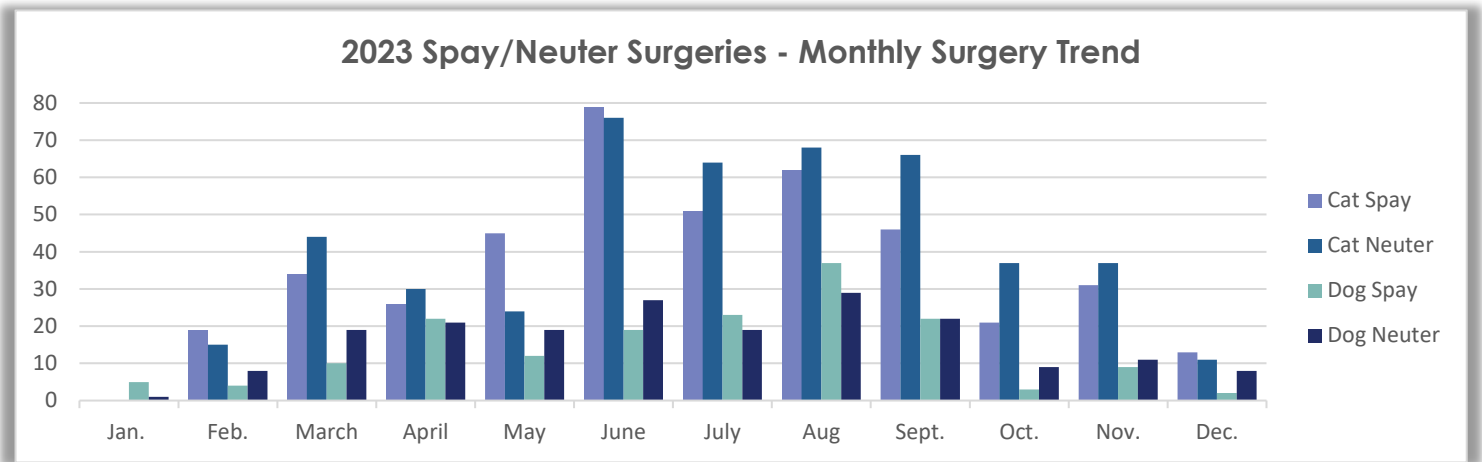
Species	2020	2021	2022	2023
Dog	173	167	237	389
Cat	282	214	248	357
Wildlife	229	202	624	237
Other	1	6	4	4
Total	685	589	1,113	987

Veterinary Operations

Spay/Neuter Surgeries – 20223 Totals

	Dog	Cat	
Spay	168	427	595
Neuter	193	472	665
Total	361	899	1,260

There were 1,260 animals spayed or neutered in the shelter's surgical suite in 2023. Of the total spay/neuter surgeries, 361 were dogs and 899 were cats. Any dog or cat that is adopted or sent to a licensed rescue is spayed or neutered prior to leaving Animal Services. There were 36 other surgeries performed in the suite in 2023.



Dog Surgery	2020	2021	2022	2023
Neuter	227	251	275	193
Spay	166	241	258	168
Total	393	492	533	361

Cat Surgery	2020	2021	2022	2023
Neuter	684	950	770	472
Spay	734	1,040	883	427
Total	1418	1,990	1,653	899