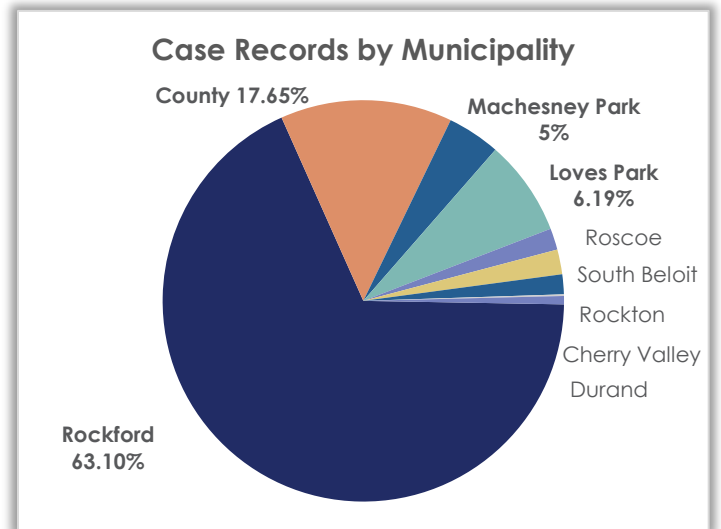


## Monthly Operations Report – June 2024

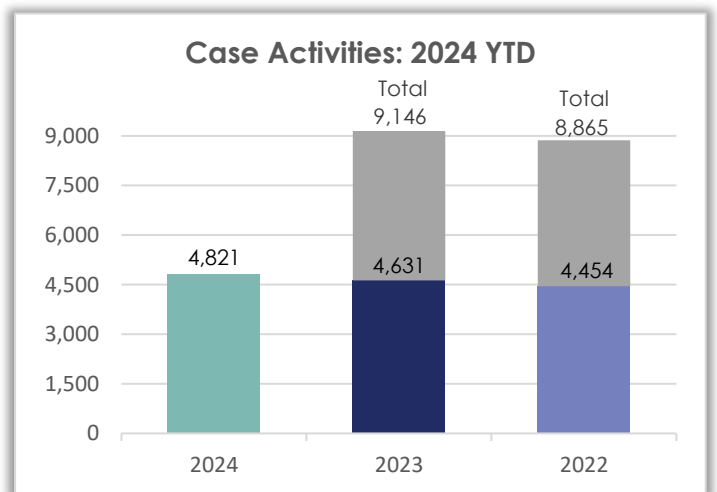
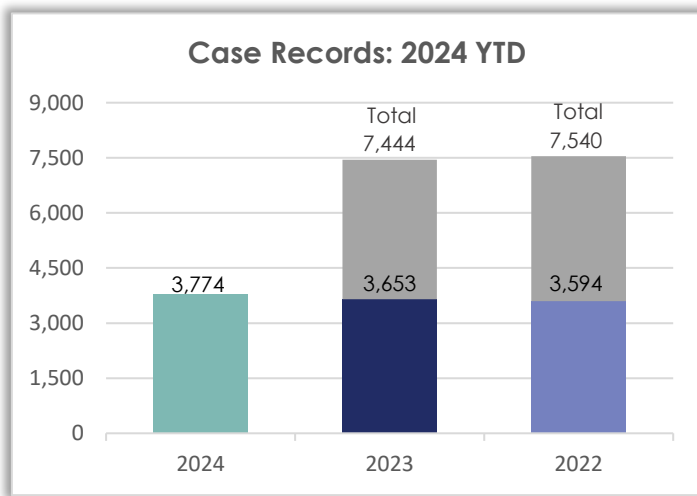
### Field Services Case Records – June 2024

#### Case Records by Municipality – Month/Year Comparison

Municipality	June 2024	June 2023	June 2022
Rockford	511	471	587
County	104	91	43
Machesney Park	32	55	51
Loves Park	58	44	41
Rockton	13	10	13
Roscoe	15	12	20
South Beloit	12	15	26
Durand	1	2	1
Pecatonica	0	5	5
Winnebago	0	4	6
New Milford	0	1	0
Cherry Valley	5	3	3
Boone County	0	0	0
Other	0	0	2
<b>Total</b>	<b>751</b>	<b>713</b>	<b>798</b>



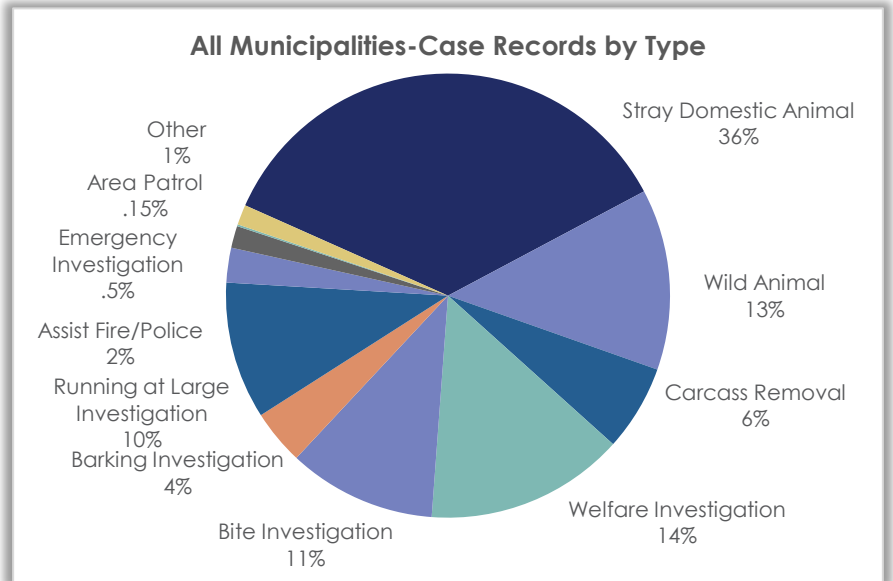
#### All Municipalities – Case Records & Activities: Year Comparison



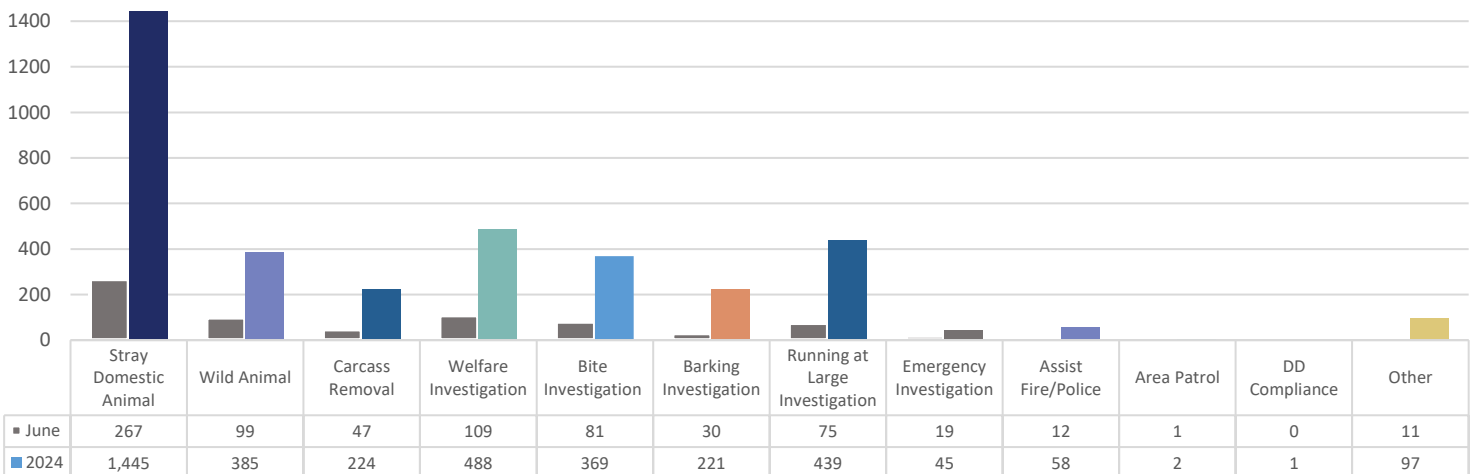
## Monthly Operations Report – June 2024

### Case Records for All Municipalities by Case Record Type

Case Record Types	June 2024
Stray Domestic Animal	267
Wild Animal	99
Carcass Removal	47
Welfare Investigation	109
Bite Investigation	81
Barking Investigation	30
Running at Large Investigation	75
Emergency Investigation	19
Assist Fire/Police Dept.	12
Area Patrol	1
Dangerous Dog Compliance	0
Other	11
	<b>751</b>



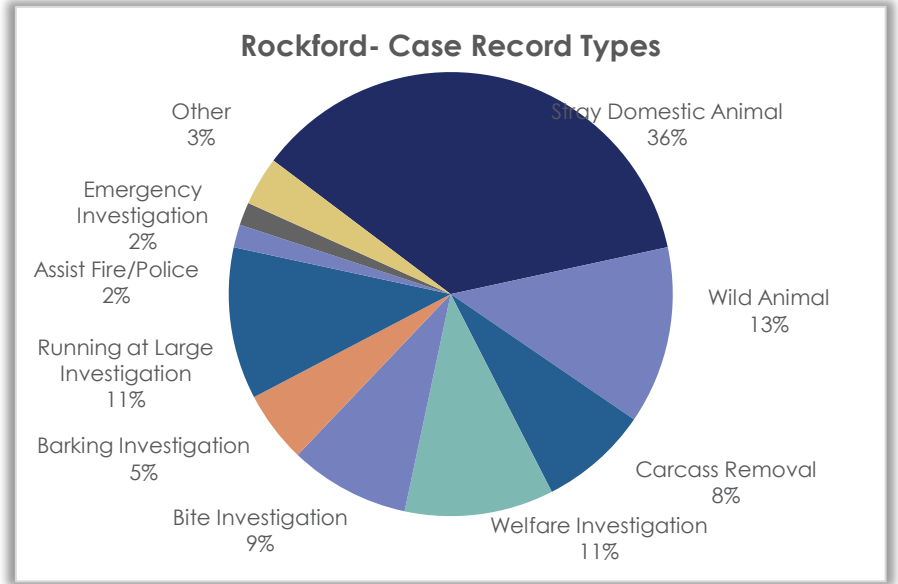
### Case Records by Type: Month/Year Comparison



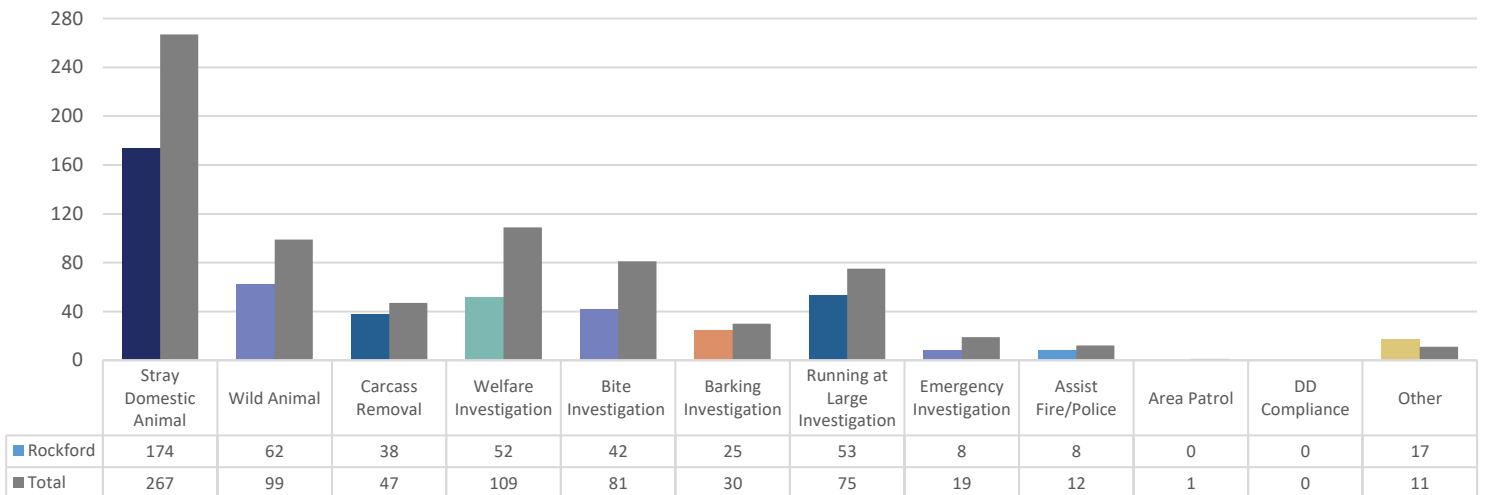
## Monthly Operations Report – June 2024

### Case Records for Rockford by Case Record Type

Case Record Types	June 2024
Stray Domestic Animal	180
Wild Animal	63
Carcass Removal	39
Welfare Investigation	78
Bite Investigation	56
Barking Investigation	21
Running at Large Investigation	46
Emergency Investigation	10
Assist Fire/Police Dept.	10
Area Patrol	0
Dangerous Dog Compliance	0
Other	8
	<b>511</b>



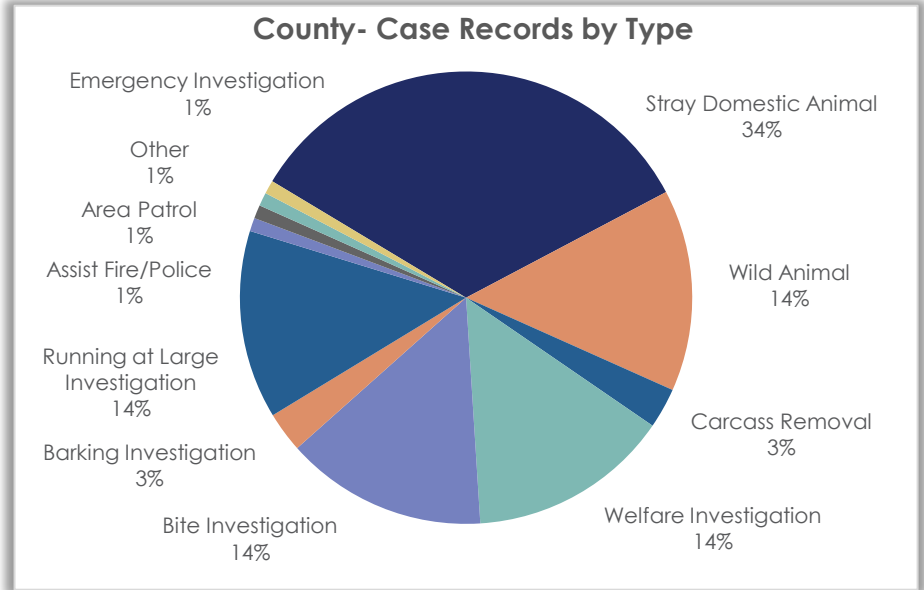
### Case Records by Type: Rockford vs. Total Comparison



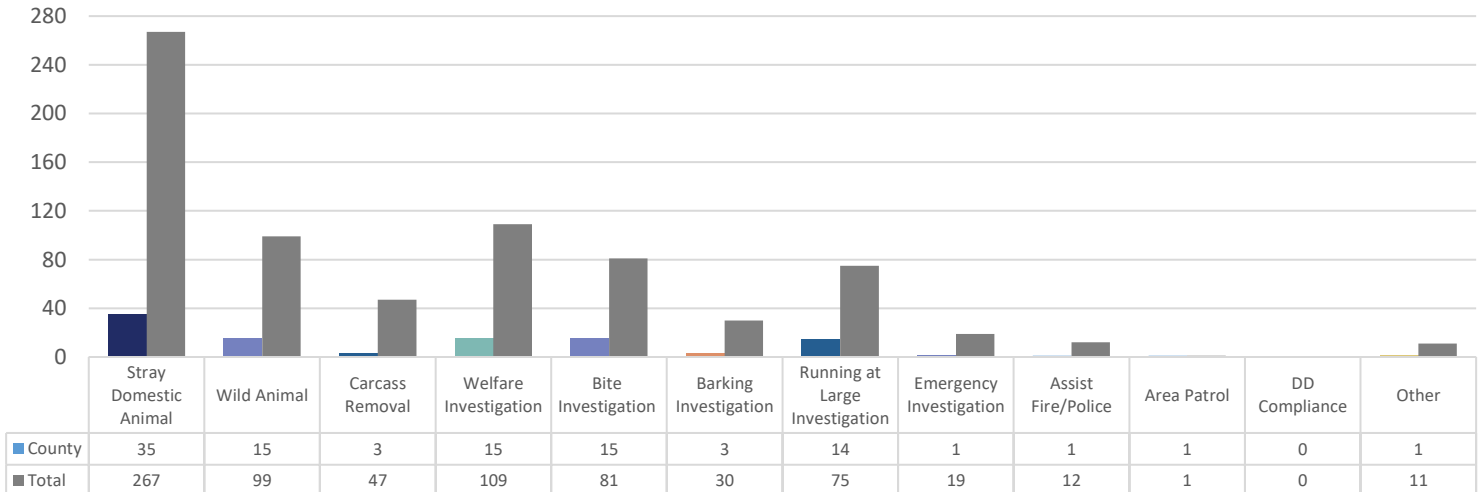
## Monthly Operations Report – June 2024

### Case Records for the County by Case Record Type

Case Record Types	June 2024
Stray Domestic Animal	35
Wild Animal	15
Carcass Removal	3
Welfare Investigation	15
Bite Investigation	15
Barking Investigation	3
Running at Large Investigation	14
Emergency Investigation	1
Assist Fire/Police Dept.	1
Area Patrol	1
Dangerous Dog Compliance	0
Other	1
	<b>104</b>



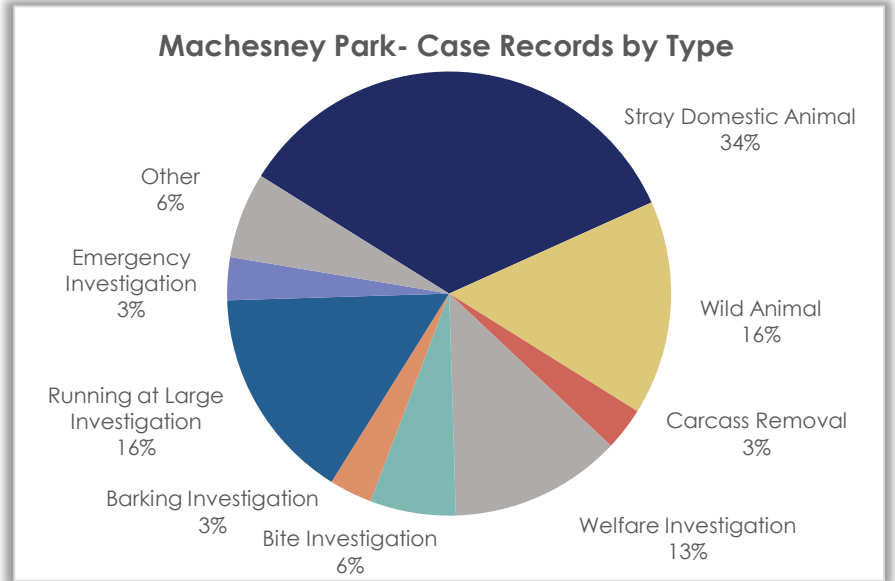
### Case Records by Type: Comparison- County vs. Total



## Monthly Operations Report – June 2024

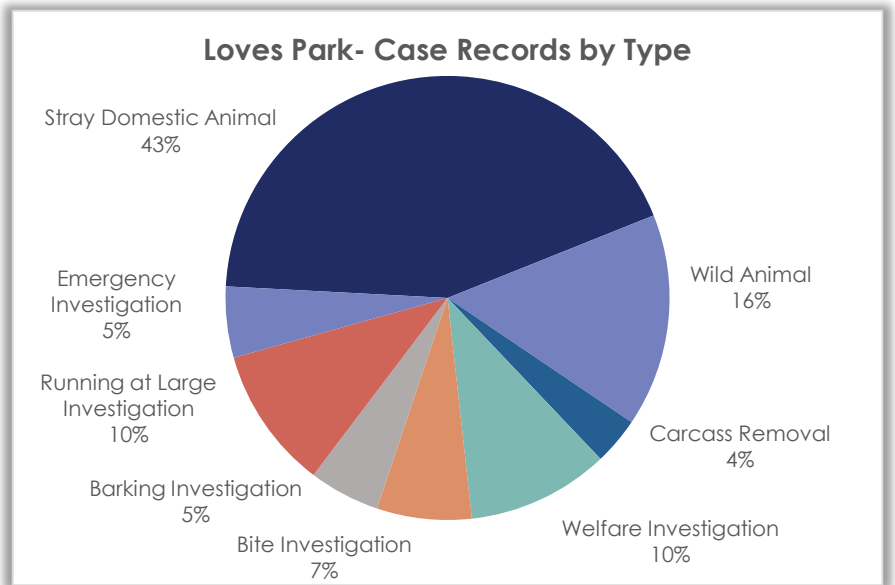
### Case Records for Machesney Park by Case Record Type

Case Record Types	June 2024
Stray Domestic Animal	11
Wild Animal	5
Carcass Removal	1
Welfare Investigation	4
Bite Investigation	2
Barking Investigation	1
Running at Large Investigation	5
Emergency Investigation	1
Assist Fire/Police Dept.	0
Area Patrol	0
DD Compliance	0
Other	2
	<b>32</b>



### Case Records for Loves Park by Case Record Type

Case Record Types	June 2024
Stray Domestic Animal	25
Wild Animal	9
Carcass Removal	2
Welfare Investigation	6
Bite Investigation	4
Barking Investigation	3
Running at Large Investigation	6
Emergency Investigation	3
Assist Fire/Police Dept.	0
Area Patrol	0
DD Compliance	0
Other	0
	<b>58</b>

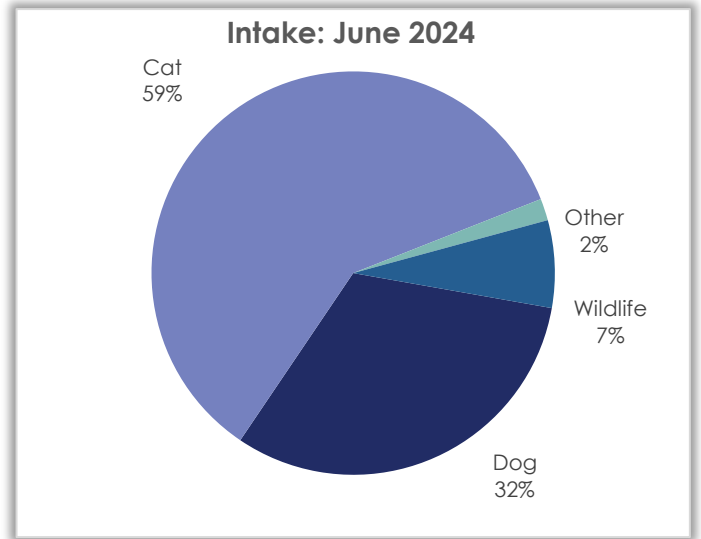


## Monthly Operations Report – June 2024

### Intake Statistics – June 2024

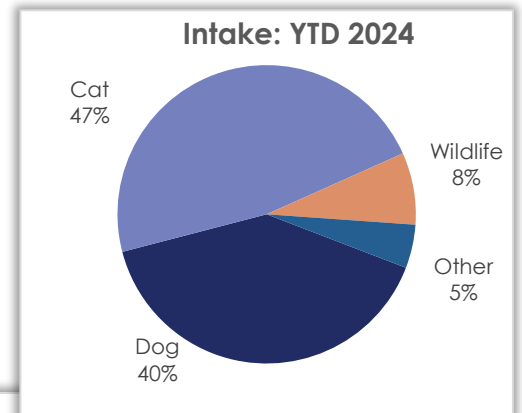
#### Intake by Species – Month/Year Comparison

Species	June 2024	June 2023	June 2022
Dog	217	181	140
Cat	408	271	315
Ferret	1	0	0
Chicken	2	1	0
Gerbil	1	0	0
Goose/Duck	8	0	0
Guinea Pig	0	2	6
Lizard	0	1	0
Rat	0	3	0
Domestic Rabbit	0	1	5
Turtle	0	0	1
Wildlife	48	34	87
<b>Total</b>	<b>685</b>	<b>494</b>	<b>554</b>

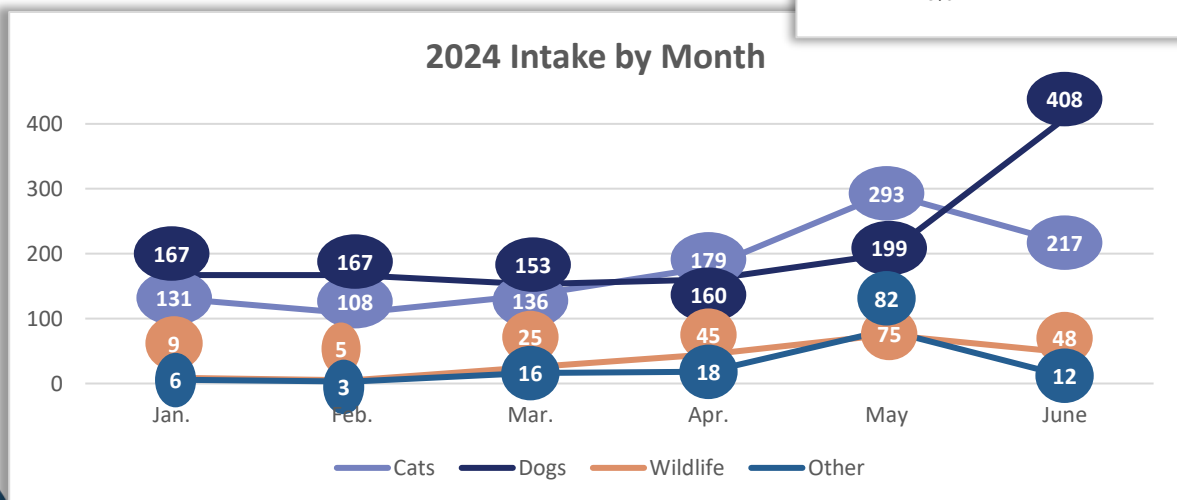


#### Intake by Species – YTD/Year Comparison

Species	YTD 2024	YTD 2023	YTD 2022
Dog	1,063	948	901
Cat	1,255	1,077	1,001
Wildlife	207	182	293
Other	137	83	75
<b>Total</b>	<b>2,662</b>	<b>2,290</b>	<b>2,270</b>



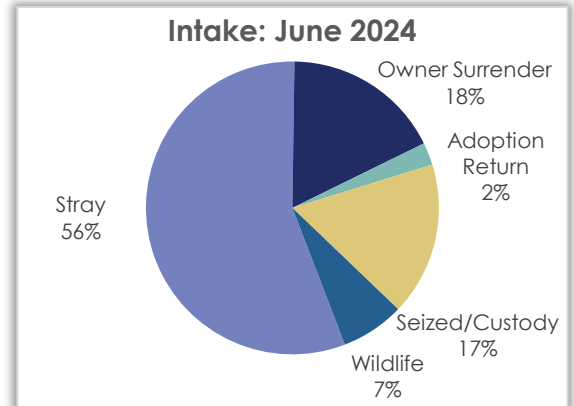
#### 2024 Intake by Month



## Monthly Operations Report – June 2024

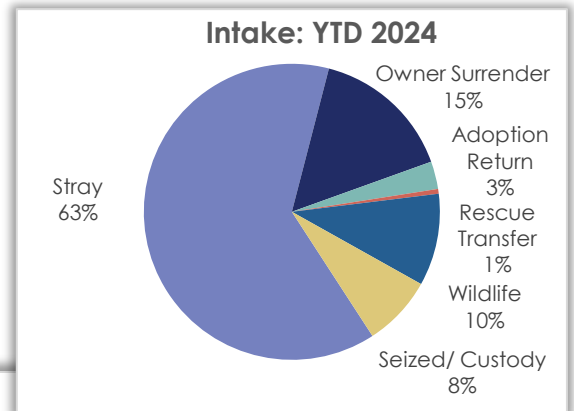
### Intake by Type – Month/Year Comparison

Intake Type	June 2024	June 2023	June 2022
Stray	384	355	338
Owner Surrender	120	64	60
Adoption Return	17	9	18
Rescue Transfer	0	0	19
Seized/Custody	116	32	32
Wildlife	48	34	87
<b>Total</b>	<b>685</b>	<b>494</b>	<b>554</b>

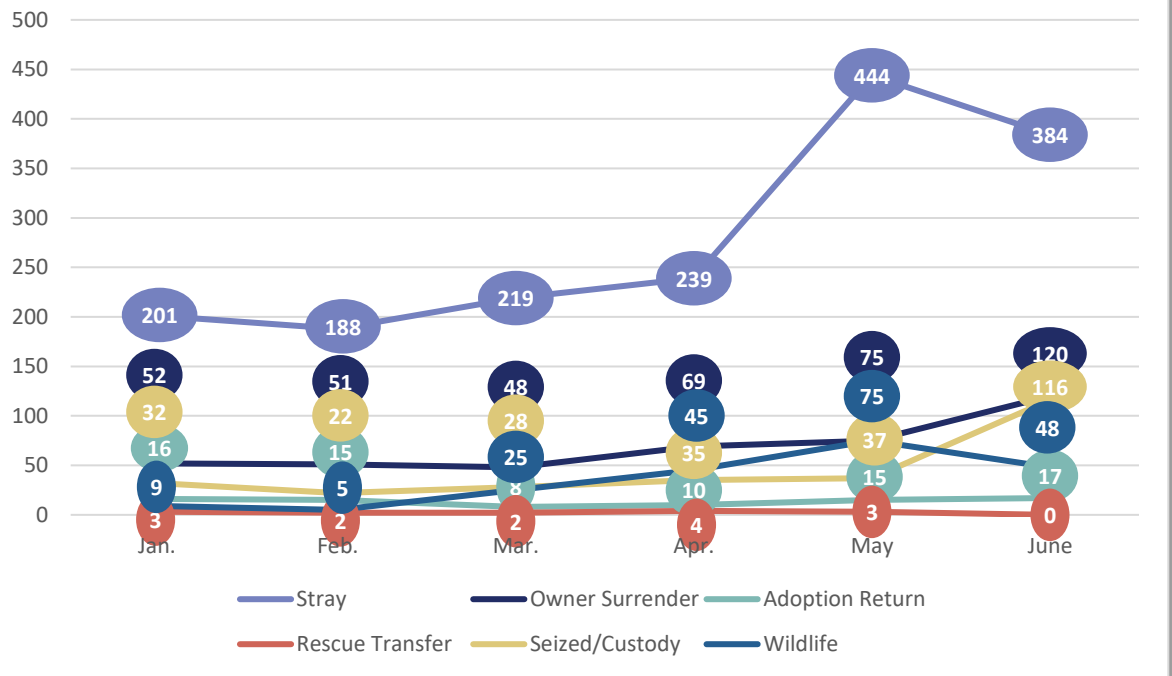


### Intake by Type – YTD/Year Comparison

Intake Type	YTD 2024	YTD 2023	YTD 2022
Stray	1,65	1,460	1,325
Owner Surrender	415	350	332
Adoption Return	81	89	115
Rescue Transfer	14	8	36
Seized/Custody	270	202	169
Wildlife	207	182	293
<b>Total</b>	<b>2,662</b>	<b>2,291</b>	<b>2,270</b>



### 2024 Intake Type by Month



## Monthly Operations Report – June 2024

### Stray Intake

#### Stray Intake by Species – Month/Year Comparison

Species	June 2024	June 2023	June 2022
Dog	129	128	96
Cat	251	219	241
Other/Wildlife	4	8	1
<b>Total</b>	<b>384</b>	<b>355</b>	<b>338</b>

### Owner Surrender

#### Owner Surrender by Species – Month/Year Comparison

Species	June 2024	June 2023	June 2022
Dog	39	26	14
Cat	80	38	36
Other	1	0	10
<b>Total</b>	<b>120</b>	<b>64</b>	<b>60</b>

### Adoption Return

#### Adoption Returns by Species – Month/Year Comparison

Species	June 2024	June 2023	June 2022
Dog	13	2	7
Cat	4	7	11
Other	0	0	0
<b>Total</b>	<b>17</b>	<b>9</b>	<b>18</b>

### Seized/Custody

#### Seized/Custody by Species – Month/Year Comparison

Species	June 2024	June 2023	June 2022
Dog	36	25	23
Cat	73	7	8
Other	7	0	1
<b>Total</b>	<b>116</b>	<b>32</b>	<b>32</b>





## Monthly Operations Report – June 2024

### Outcome Statistics – June 2024

#### Return to Owner

##### Return to Owner by Species – Month/Year Comparison

Species	June 2024	June 2023	June 2022
Dog	67	68	46
Cat	9	8	8
Other	2	0	0
<b>Total</b>	<b>78</b>	<b>76</b>	<b>54</b>

##### Return to Owner by Species – YTD/Year Comparison

Species	YTD 2024	YTD 2023	YTD 2022
Dog	338	352	351
Cat	38	37	34
Other	6	15	0
<b>Total</b>	<b>382</b>	<b>404</b>	<b>385</b>

#### TNR and RTF

##### Trap-Neuter-Return and Return-to-Field Outcomes by Month

	Jan.	Feb.	Mar.	Apr.	May	June	
<b>TNR</b>	0	0	0	0	0	0	<b>0</b>
<b>RTF</b>	0	2	0	1	0	0	<b>3</b>
	<b>0</b>	<b>2</b>	<b>0</b>	<b>1</b>	<b>0</b>	<b>0</b>	

#### Wildlife

##### Wildlife Rehabilitation Month/Year and Year Comparisons

###### June 2024

June 2024	June 2023	June 2022
9	11	25

###### YTD 2024

YTD 2024	YTD 2023	YTD 2022
66	31	69

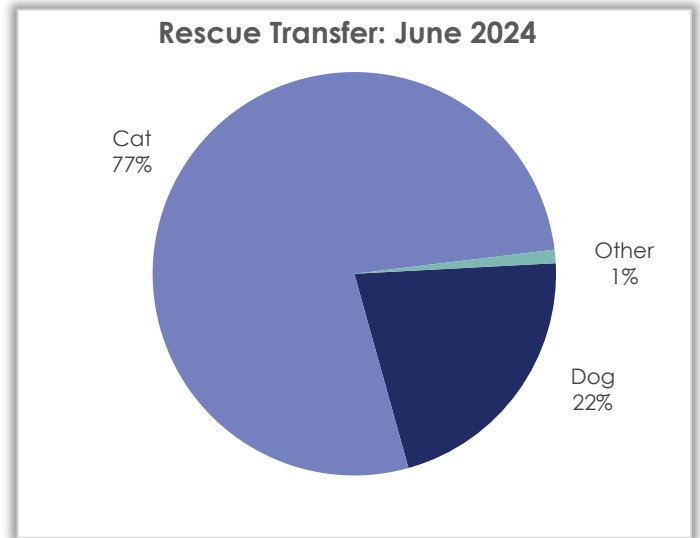


## Monthly Operations Report – June 2024

### Rescue Transfer

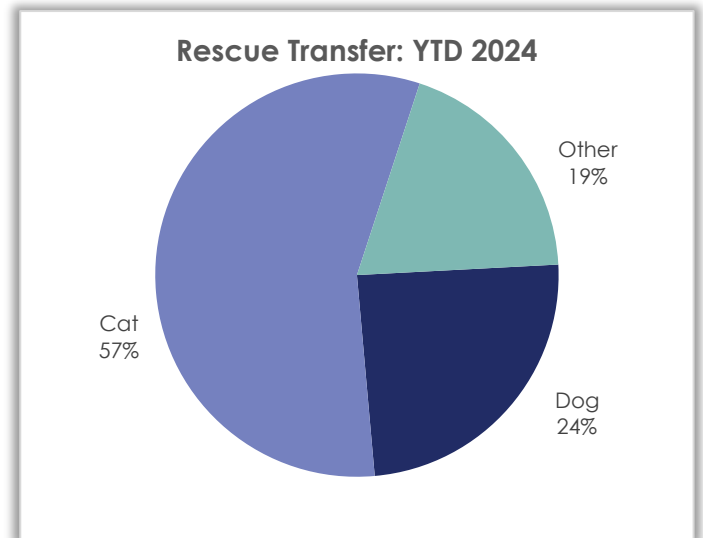
#### Rescue Transfer by Species – Month/Year Comparison

Species	June 2024	June 2023	June 2022
Dog	20	23	6
Cat	72	40	24
Guinea Pig	1	0	0
<b>Total</b>	<b>93</b>	<b>63</b>	<b>30</b>



#### Rescue Transfer by Species – YTD/Year Comparison

Species	YTD 2024	YTD 2023	YTD 2022
Dog	106	107	51
Cat	245	247	78
Other	83	10	5
<b>Total</b>	<b>434</b>	<b>364</b>	<b>134</b>

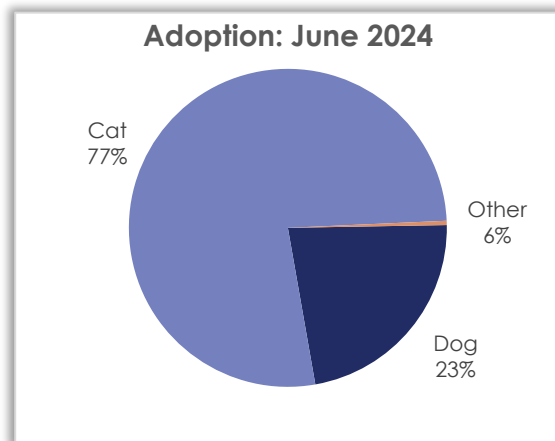


## Monthly Operations Report – June 2024

### Adoption

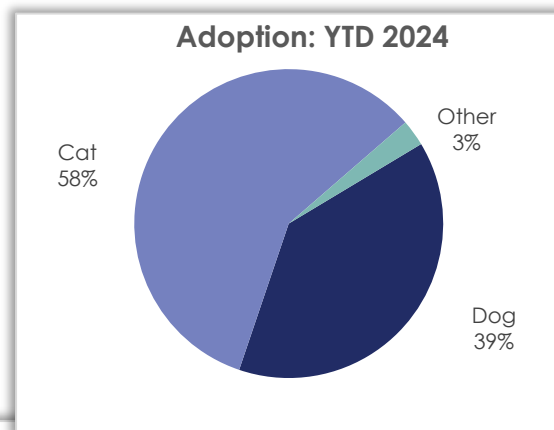
#### Adoption by Species – Month/Year Comparison

Species	June 2024	June 2023	June 2022
Dog	52	42	58
Cat	178	155	203
Ferret	1	0	0
Guinea Pig	0	2	2
Chicken	0	2	0
Domestic Rabbit	0	1	3
Lizard	0	1	0
Rat	0	1	0
Goat	0	0	1
<b>Total</b>	<b>231</b>	<b>204</b>	<b>267</b>

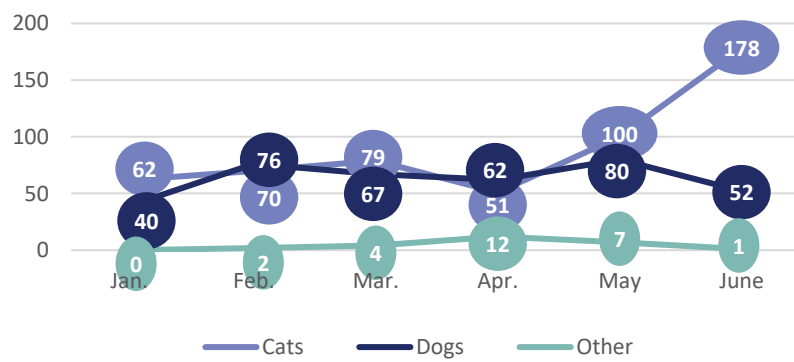


#### Adoption by Species – YTD/Year Comparison

Species	YTD 2024	YTD 2023	YTD 2022
Dog	366	296	376
Cat	551	482	612
Other	26	46	60
<b>Total</b>	<b>943</b>	<b>824</b>	<b>1,048</b>



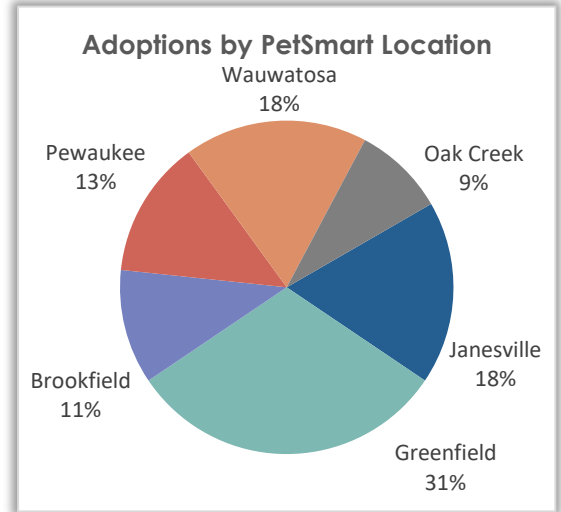
#### Adoption: 2024 Monthly Adoptions by Species



## Monthly Operations Report – June 2024

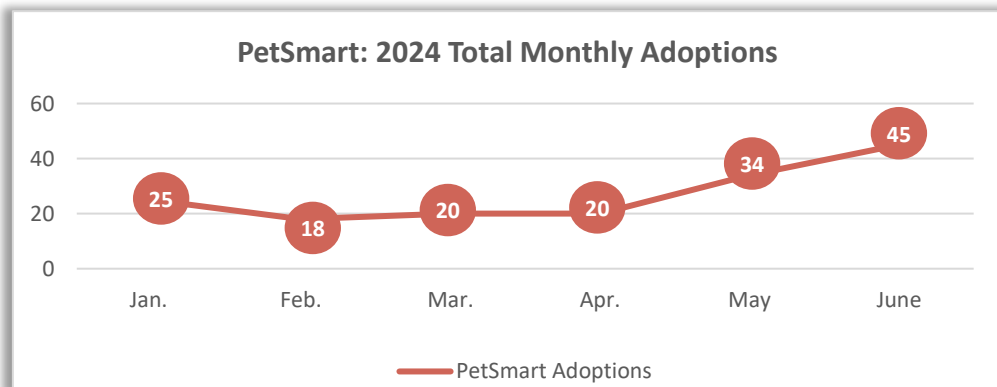
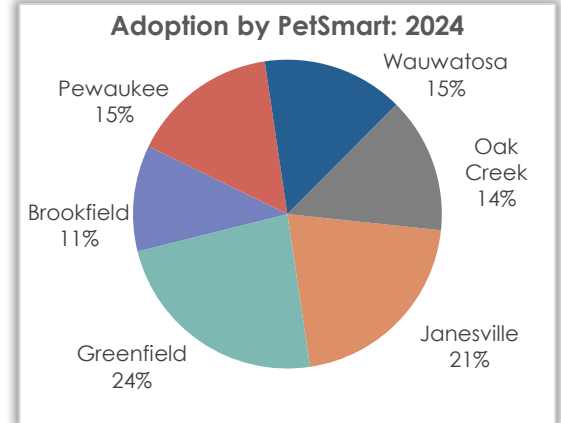
### Off-site Adoptions by PetSmart Location – Month/Year Comparison

PetSmart Location	June 2024	June 2023	June 2022
Machesney Park	-	0	10
Rockford	-	0	0
Janesville	8	14	14
Greenfield	14	29	29
Brookfield	5	10	15
Pewaukee	6	9	8
Wauwatosa	8	6	13
Oak Creek	4	-	-
<b>Total</b>	<b>45</b>	<b>68</b>	<b>89</b>



### Off-site Adoptions by PetSmart Location – YTD/Year Comparison

PetSmart Location	YTD 2024	YTD 2023	YTD 2022
Machesney Park	-	0	19
Rockford	-	2	0
Janesville	34	36	51
Greenfield	38	54	71
Brookfield	18	27	39
Pewaukee	25	25	9
Wauwatosa	24	25	43
Oak Creek	23	-	-
<b>Total</b>	<b>162</b>	<b>169</b>	<b>232</b>

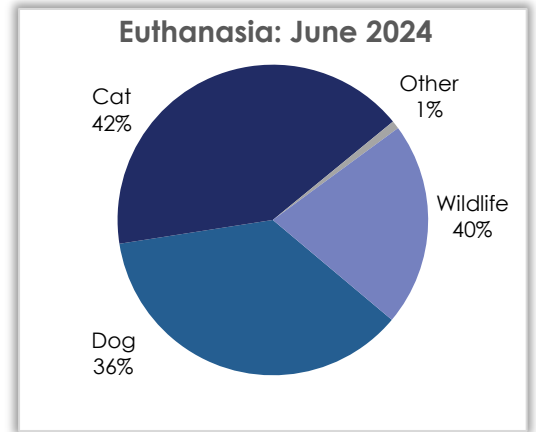


## Monthly Operations Report – June 2024

### Euthanasia

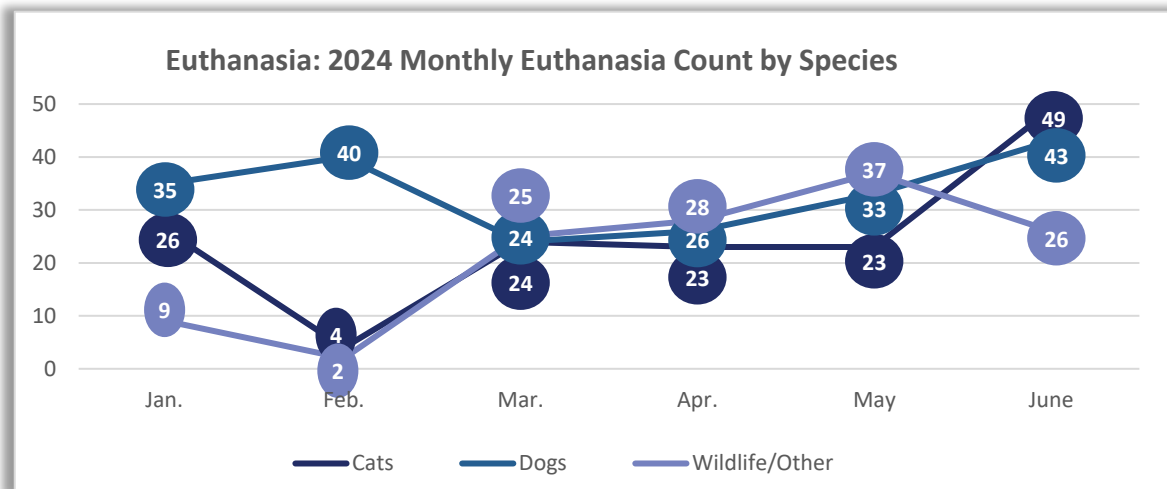
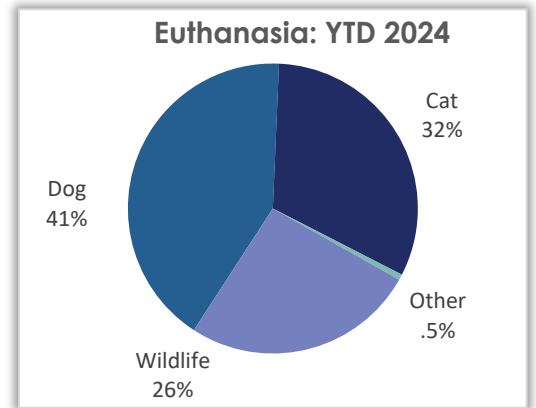
Euthanasia by Species – Month/Year Comparison

Species	June 2024	June 2023	June 2022
Dog	43	35	20
Cat	49	22	31
Other	1	1	0
Wildlife	25	23	55
<b>Total</b>	<b>118</b>	<b>81</b>	<b>106</b>



Euthanasia by Species – YTD/Year Comparison

Species	YTD 2024	YTD 2023	YTD 2022
Dog	198	160	101
Cat	152	115	92
Other	3	2	2
Wildlife	124	143	207
<b>Total</b>	<b>477</b>	<b>420</b>	<b>402</b>



## Monthly Operations Report – June 2024

### Veterinary Operations – June 2024

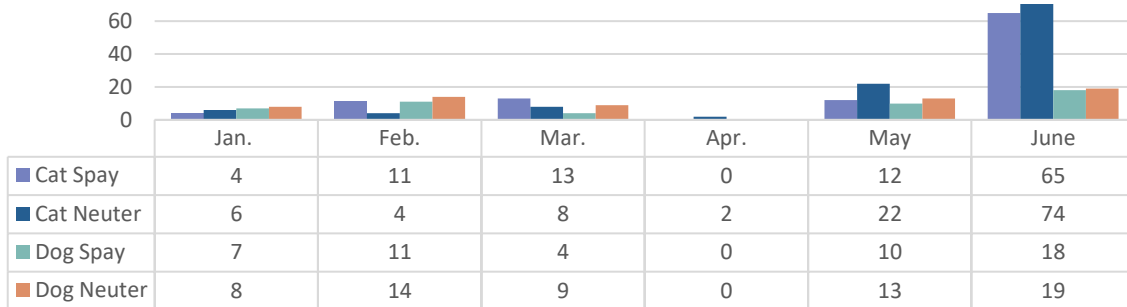
#### Spay/Neuter Surgeries – June Totals

	Dog	Cat	
Spay	18	65	<b>83</b>
Neuter	19	74	<b>93</b>
<b>Total</b>	<b>37</b>	<b>139</b>	<b>176</b>

#### Spay/Neuter Surgeries – YTD Totals

	Dog	Cat	
Spay	50	106	<b>156</b>
Neuter	63	116	<b>179</b>
<b>Total</b>	<b>113</b>	<b>222</b>	<b>335</b>

#### Veterinary - Spay/Neuter Surgeries - by Species by Month



#### Veterinary – Other Procedures - 2024 by Month

Procedure	Jan	Feb	Mar	Apr	May	June	
Entropion	0	0	0	0	1	0	<b>1</b>
Repair Incision	0	0	0	0	0	1	<b>1</b>
Repair Umbilical Hernia	0	0	1	0	0	0	<b>1</b>
C-Section	0	0	0	0	0	0	<b>0</b>
Remove Growth	0	0	0	0	2	2	<b>4</b>
Treat/Close Wound	0	0	0	0	2	1	<b>3</b>
Ear Resection	0	0	0	0	0	0	<b>0</b>
Enucleation	0	0	0	0	0	0	<b>0</b>
Repair Cherry Eye	0	0	0	0	0	1	<b>1</b>
Tail Amputation	0	0	0	0	1	0	<b>1</b>
Leg Amputation	0	0	0	0	0	1	<b>1</b>
FHO	0	0	0	0	0	0	<b>0</b>
Remove Ovarian Tissue	0	0	0	0	0	0	<b>0</b>
Repair Prolapsed Uterus	0	0	0	0	0	0	<b>0</b>
Cystotomy	0	0	0	0	0	0	<b>0</b>
C-Section	0	0	0	0	0	1	<b>1</b>
	<b>0</b>	<b>0</b>	<b>1</b>	<b>0</b>	<b>6</b>	<b>7</b>	<b>14</b>

