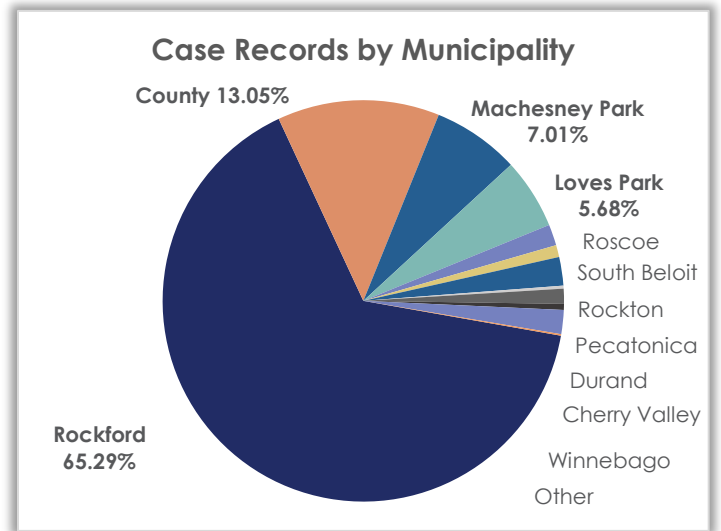


Monthly Operations Report – July 2024

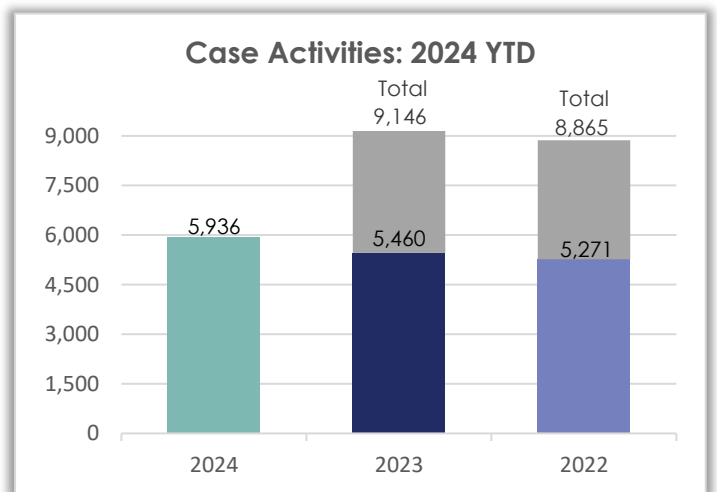
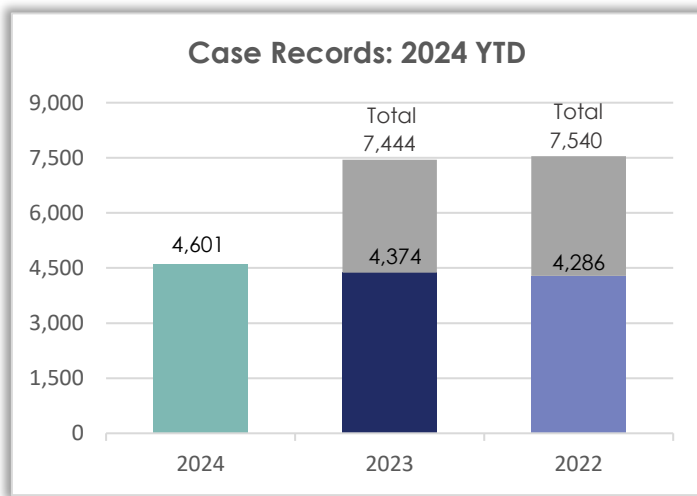
Field Services Case Records – July 2024

Case Records by Municipality – Month/Year Comparison

Municipality	July 2024	July 2023	July 2022
Rockford	540	443	522
County	108	135	35
Machesney Park	58	49	34
Loves Park	47	50	48
Rockton	14	7	8
Roscoe	8	17	14
South Beloit	19	13	21
Durand	2	2	0
Pecatonica	10	2	3
Winnebago	4	1	4
New Milford	0	0	0
Cherry Valley	16	2	3
Boone County	0	0	0
Other	1	0	0
Total	827	721	692



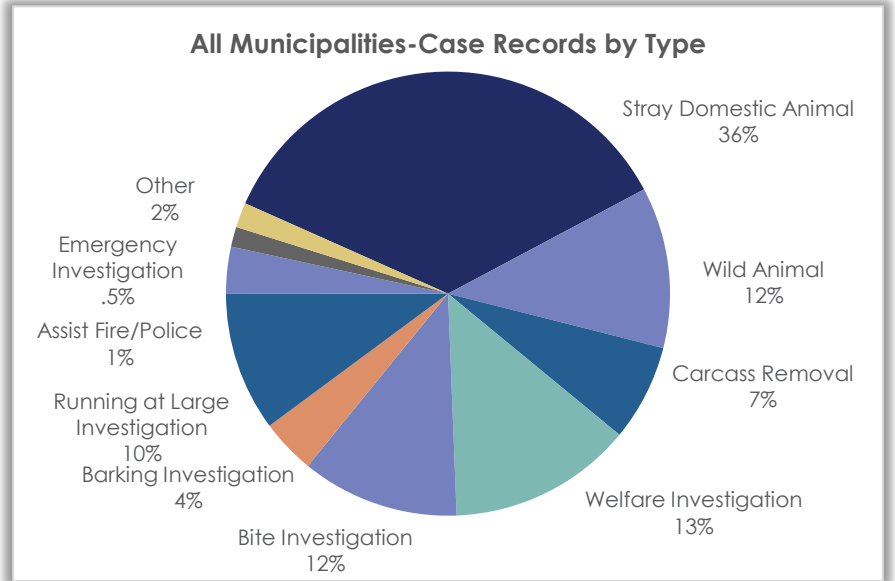
All Municipalities – Case Records & Activities: Year Comparison



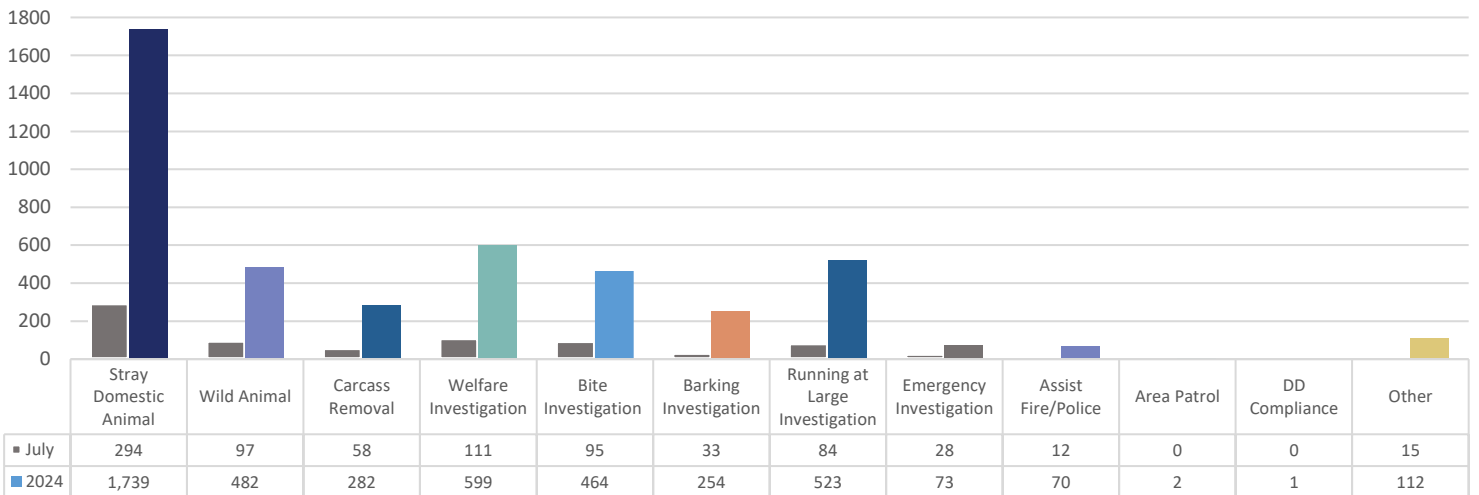
Monthly Operations Report – July 2024

Case Records for All Municipalities by Case Record Type

Case Record Types	July 2024
Stray Domestic Animal	294
Wild Animal	97
Carcass Removal	58
Welfare Investigation	111
Bite Investigation	95
Barking Investigation	33
Running at Large Investigation	84
Emergency Investigation	28
Assist Fire/Police Dept.	12
Area Patrol	0
Dangerous Dog Compliance	0
Other	15
	827



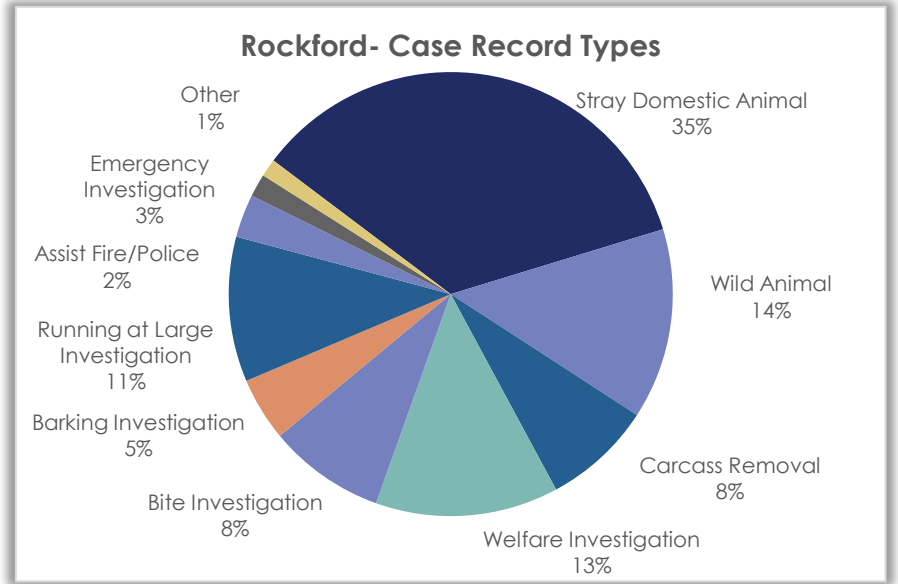
Case Records by Type: Month/Year Comparison



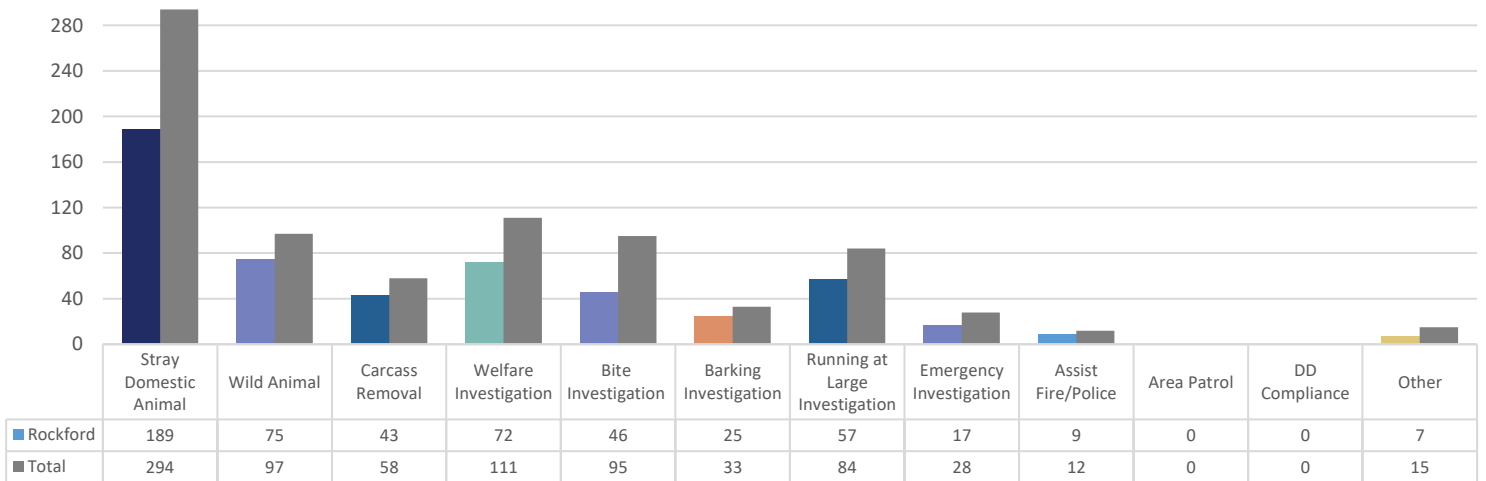
Monthly Operations Report – July 2024

Case Records for Rockford by Case Record Type

Case Record Types	July 2024
Stray Domestic Animal	189
Wild Animal	75
Carcass Removal	43
Welfare Investigation	72
Bite Investigation	46
Barking Investigation	25
Running at Large Investigation	57
Emergency Investigation	17
Assist Fire/Police Dept.	9
Area Patrol	0
Dangerous Dog Compliance	0
Other	7
	540



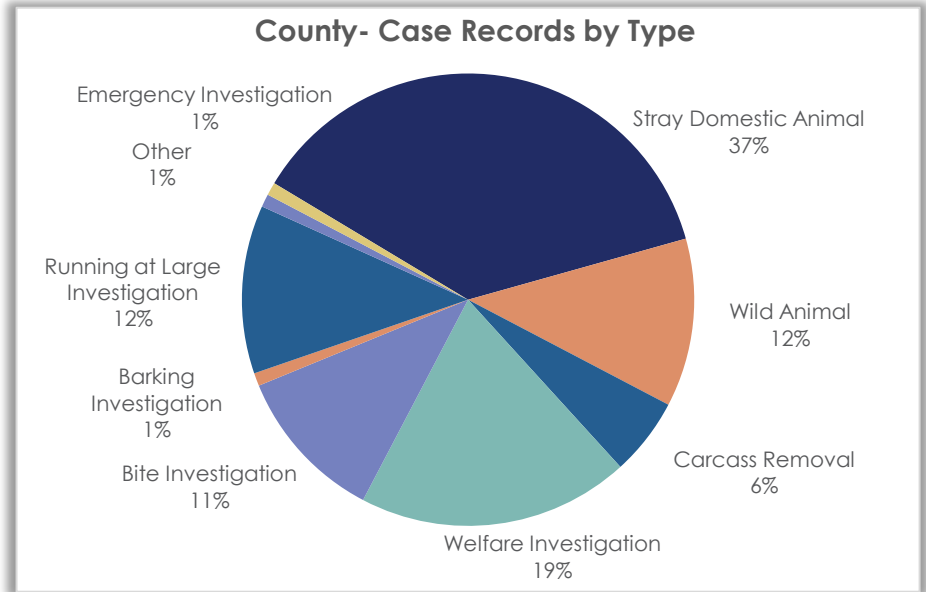
Case Records by Type: Rockford vs. Total Comparison



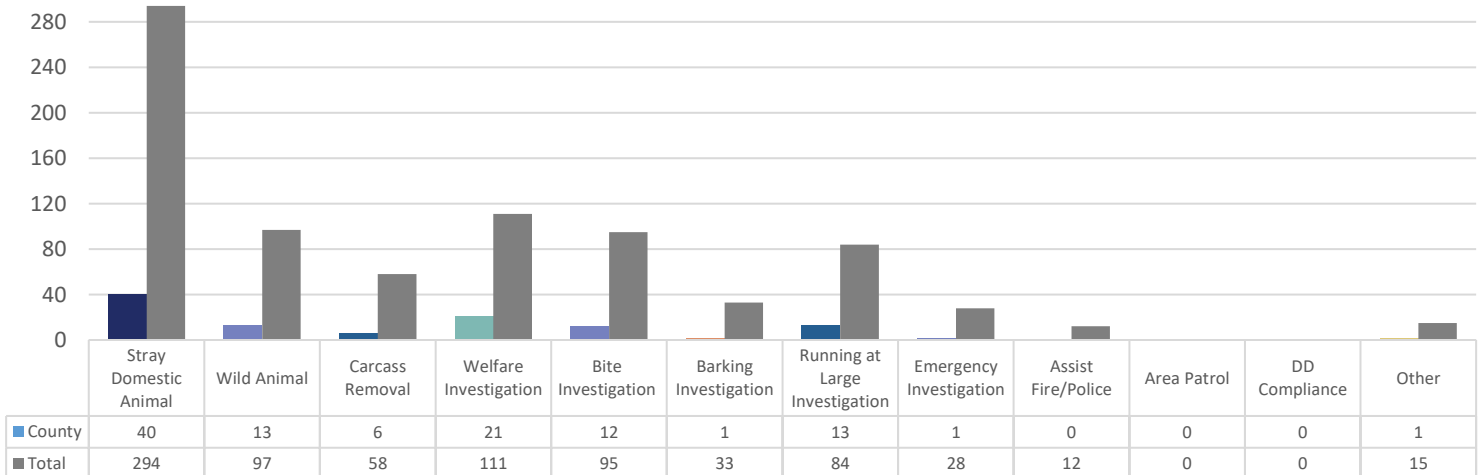
Monthly Operations Report – July 2024

Case Records for the County by Case Record Type

Case Record Types	July 2024
Stray Domestic Animal	40
Wild Animal	13
Carcass Removal	6
Welfare Investigation	21
Bite Investigation	12
Barking Investigation	1
Running at Large Investigation	13
Emergency Investigation	1
Assist Fire/Police Dept.	0
Area Patrol	0
Dangerous Dog Compliance	0
Other	1
	108



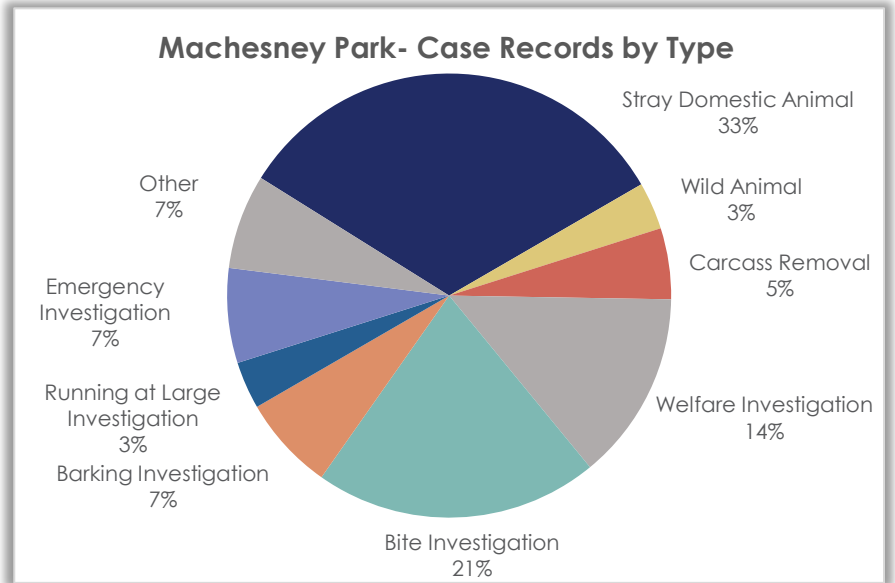
Case Records by Type: Comparison- County vs. Total



Monthly Operations Report – July 2024

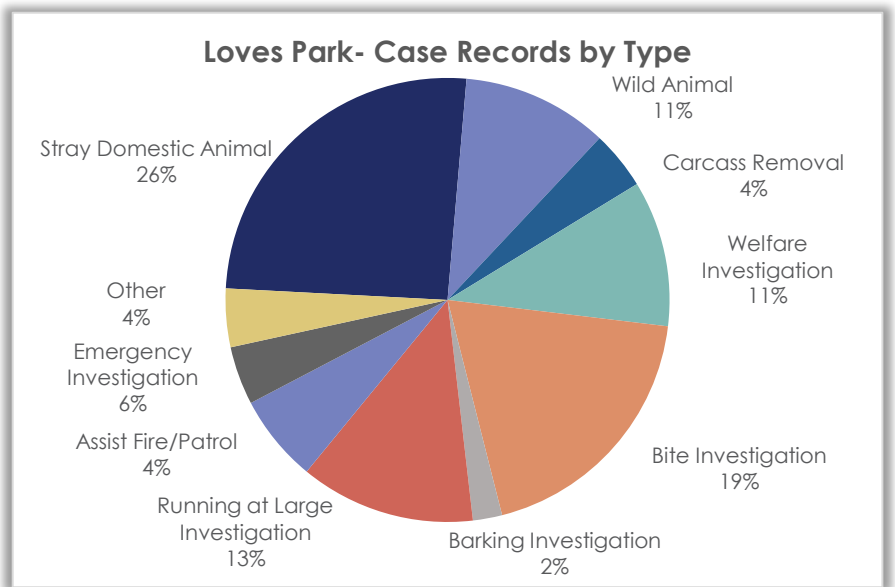
Case Records for Machesney Park by Case Record Type

Case Record Types	July 2024
Stray Domestic Animal	19
Wild Animal	2
Carcass Removal	3
Welfare Investigation	8
Bite Investigation	12
Barking Investigation	4
Running at Large Investigation	2
Emergency Investigation	4
Assist Fire/Police Dept.	0
Area Patrol	0
DD Compliance	0
Other	4
	58



Case Records for Loves Park by Case Record Type

Case Record Types	July 2024
Stray Domestic Animal	12
Wild Animal	5
Carcass Removal	2
Welfare Investigation	5
Bite Investigation	9
Barking Investigation	1
Running at Large Investigation	6
Emergency Investigation	3
Assist Fire/Police Dept.	2
Area Patrol	0
DD Compliance	0
Other	2
	47

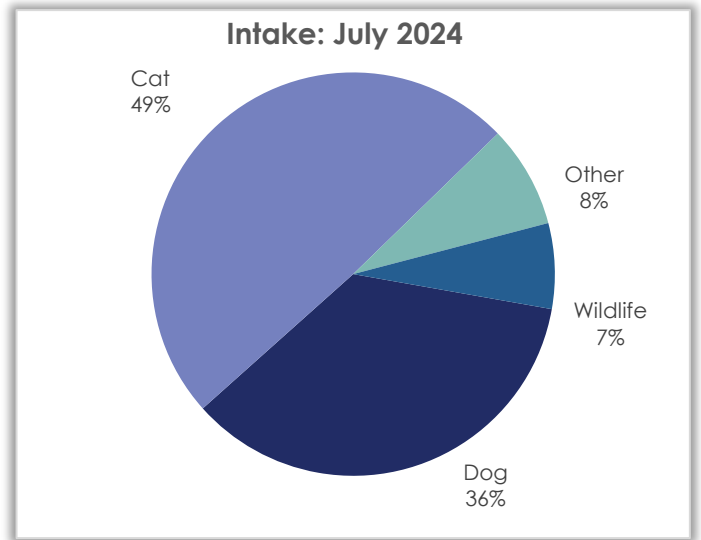


Monthly Operations Report – July 2024

Intake Statistics – July 2024

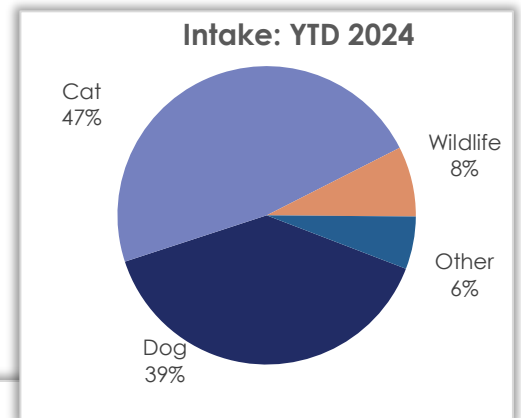
Intake by Species – Month/Year Comparison

Species	July 2024	July 2023	July 2022
Dog	213	221	156
Cat	295	301	240
Rat	42	0	0
Fish	2	0	0
Turtle	2	0	2
Guinea Pig	1	0	2
Domestic Rabbit	1	4	4
Domestic Bird	1	0	0
Chicken	0	15	0
Lizard	0	2	0
Sheep	0	0	8
Goose/Duck	0	0	12
Wildlife	41	49	0
Total	598	593	505

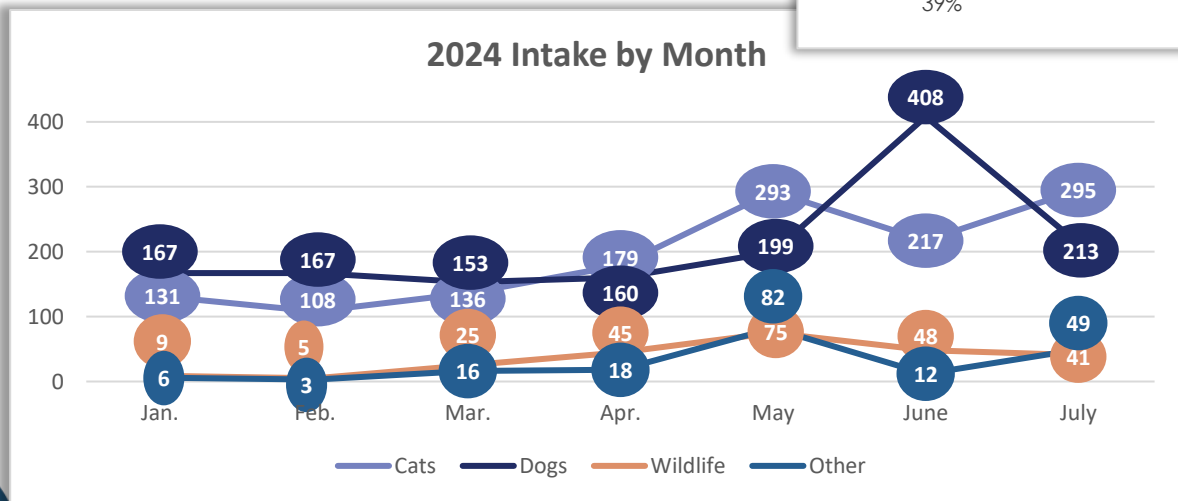


Intake by Species – YTD/Year Comparison

Species	YTD 2024	YTD 2023	YTD 2022
Dog	1,276	1,169	1,057
Cat	1,550	1,378	1,241
Wildlife	248	231	374
Other	186	105	103
Total	3,260	2,883	2,775



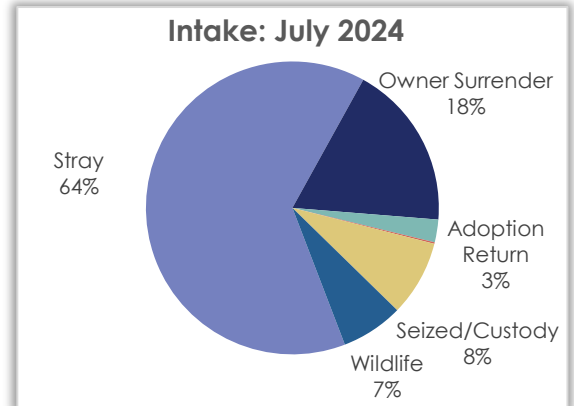
2024 Intake by Month



Monthly Operations Report – July 2024

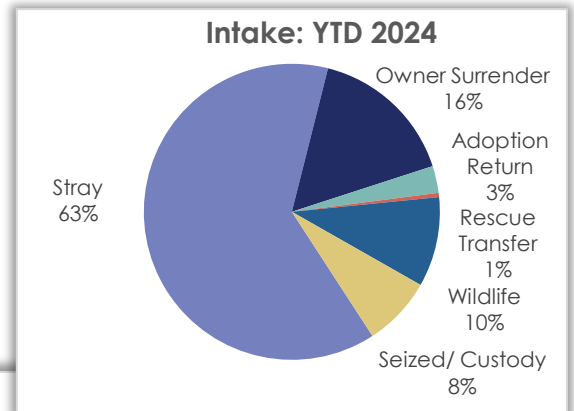
Intake by Type – Month/Year Comparison

Intake Type	July 2024	July 2023	July 2022
Stray	382	438	324
Owner Surrender	109	44	52
Adoption Return	15	28	11
Rescue Transfer	1	0	7
Seized/Custody	50	34	30
Wildlife	41	49	81
Total	598	593	505

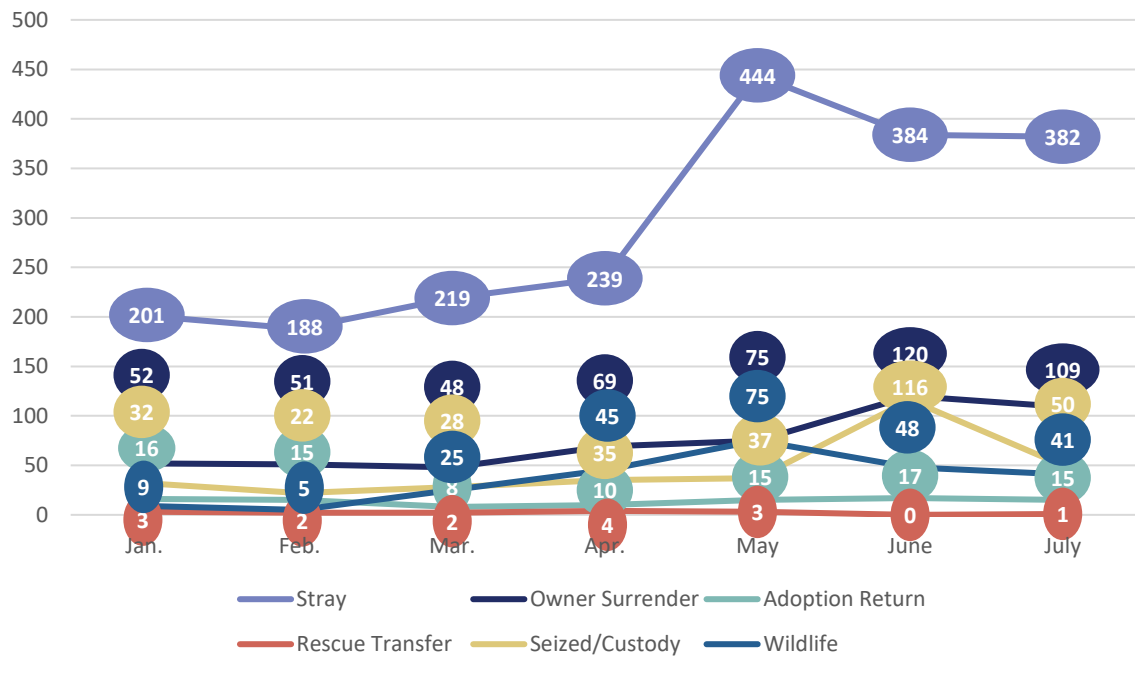


Intake by Type – YTD/Year Comparison

Intake Type	YTD 2024	YTD 2023	YTD 2022
Stray	2,057	1,898	1,649
Owner Surrender	524	394	384
Adoption Return	96	117	126
Rescue Transfer	15	8	43
Seized/Custody	320	236	199
Wildlife	248	231	374
Total	3,260	2,884	2,775



2024 Intake Type by Month



Monthly Operations Report – July 2024

Stray Intake

Stray Intake by Species – Month/Year Comparison

Species	July 2024	July 2023	July 2022
Dog	141	165	112
Cat	240	262	188
Other/Wildlife	1	11	24
Total	382	438	324

Owner Surrender

Owner Surrender by Species – Month/Year Comparison

Species	July 2024	July 2023	July 2022
Dog	26	19	12
Cat	40	15	37
Other	43	10	3
Total	109	44	52

Adoption Return

Adoption Returns by Species – Month/Year Comparison

Species	July 2024	July 2023	July 2022
Dog	11	12	6
Cat	4	15	5
Other	0	1	0
Total	15	28	11

Seized/Custody

Seized/Custody by Species – Month/Year Comparison

Species	July 2024	July 2023	July 2022
Dog	35	25	26
Cat	10	9	3
Other	5	0	1
Total	50	34	30



Monthly Operations Report – July 2024

Outcome Statistics – July 2024

Return to Owner

Return to Owner by Species – Month/Year Comparison

Species	July 2024	July 2023	July 2022
Dog	65	70	52
Cat	12	5	6
Other	2	0	20
Total	79	75	7

Return to Owner by Species – YTD/Year Comparison

Species	YTD 2024	YTD 2023	YTD 2022
Dog	403	422	403
Cat	50	42	40
Other	8	15	20
Total	461	479	463

TNR and RTF

Trap-Neuter-Return and Return-to-Field Outcomes by Month

	Jan.	Feb.	Mar.	Apr.	May	June	July	
TNR	0	0	0	0	0	0	0	0
RTF	0	2	0	1	0	0	0	3
	0	2	0	1	0	0	0	

Wildlife

Wildlife Rehabilitation Month/Year and Year Comparisons

July 2024

July 2024	July 2023	July 2022
10	22	15

YTD 2024

YTD 2024	YTD 2023	YTD 2022
76	53	84

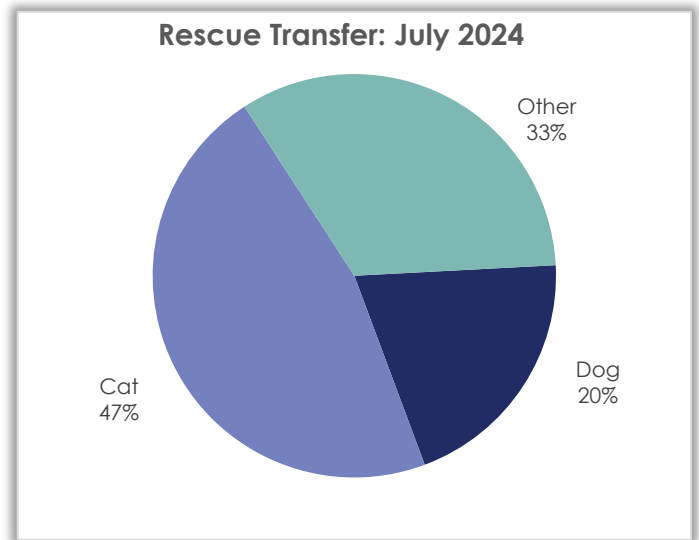


Monthly Operations Report – July 2024

Rescue Transfer

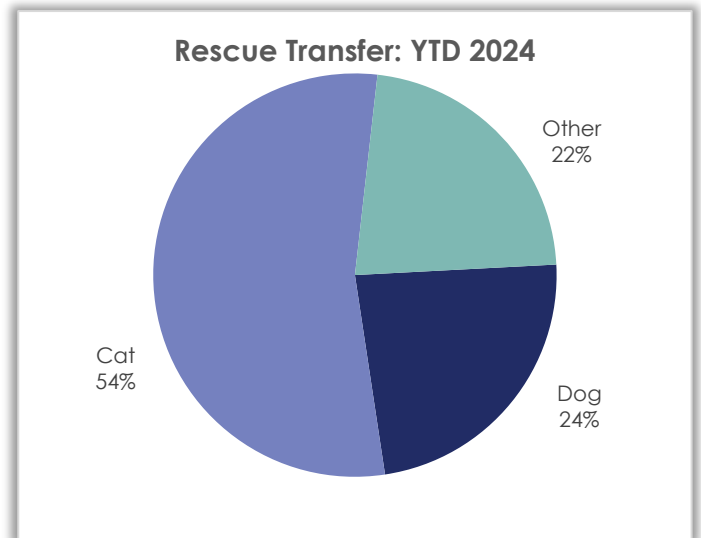
Rescue Transfer by Species – Month/Year Comparison

Species	July 2024	July 2023	July 2022
Dog	26	16	4
Cat	60	59	6
Rat	42	0	0
Domestic Rabbit	1	0	0
Total	129	75	10



Rescue Transfer by Species – YTD/Year Comparison

Species	YTD 2024	YTD 2023	YTD 2022
Dog	132	123	55
Cat	305	306	84
Other	126	10	5
Total	563	439	144

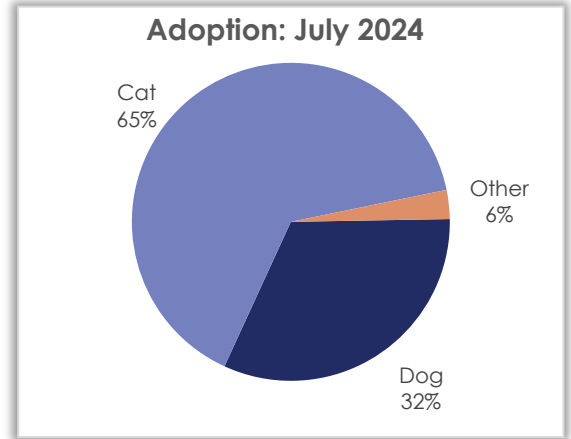


Monthly Operations Report – July 2024

Adoption

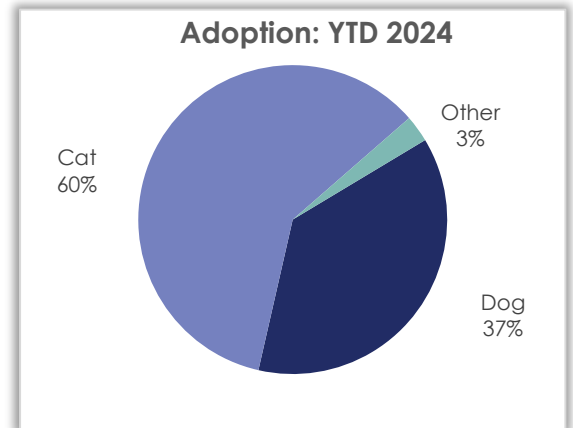
Adoption by Species – Month/Year Comparison

Species	July 2024	July 2023	July 2022
Dog	98	90	63
Cat	198	211	203
Duck	6	0	0
Fish	2	0	0
Chicken	1	15	0
Guinea Pig	0	1	0
Lizard	0	2	0
Domestic Rabbit	0	1	2
Rat	0	2	0
Turtle	0	0	1
Total	305	322	269

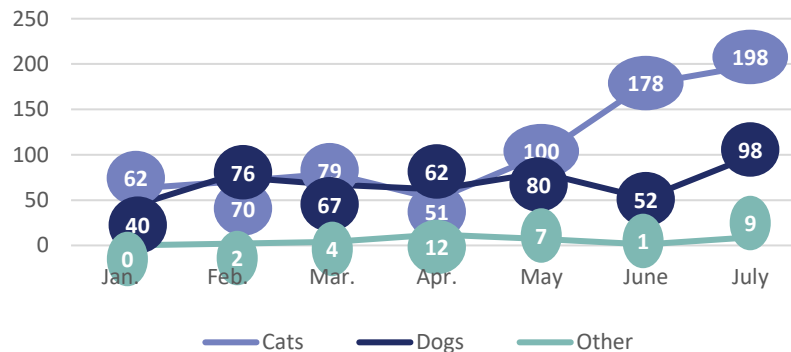


Adoption by Species – YTD/Year Comparison

Species	YTD 2024	YTD 2023	YTD 2022
Dog	464	386	439
Cat	749	693	815
Other	35	67	63
Total	1,248	1,146	1,317



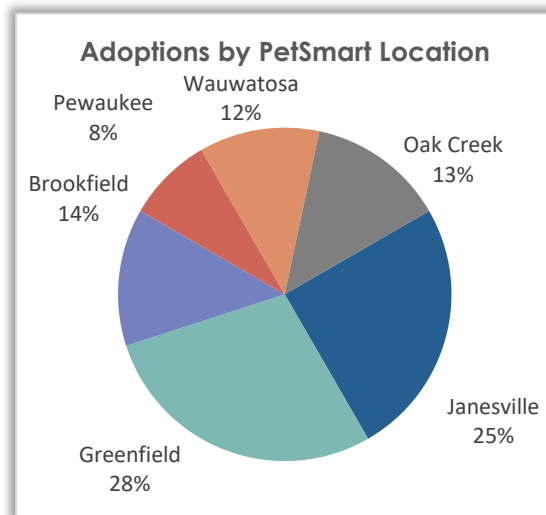
Adoption: 2024 Monthly Adoptions by Species



Monthly Operations Report – July 2024

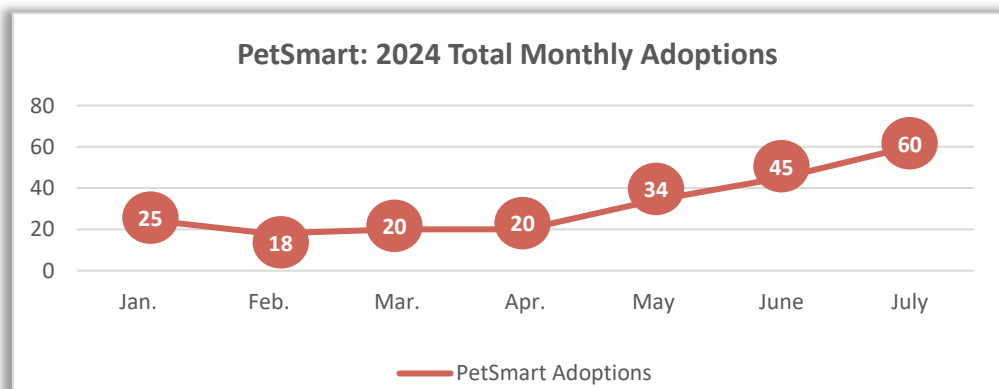
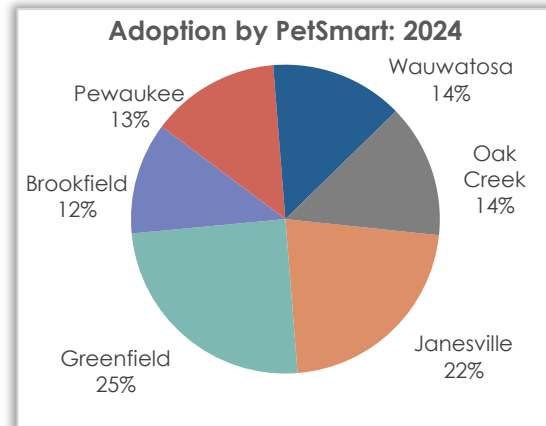
Off-site Adoptions by PetSmart Location – Month/Year Comparison

PetSmart Location	July 2024	July 2023	July 2022
Machesney Park	-	0	8
Rockford	-	0	4
Janesville	15	11	11
Greenfield	17	19	14
Brookfield	8	10	17
Pewaukee	5	14	13
Wauwatosa	7	12	16
Oak Creek	8	7	-
Total	60	83	83



Off-site Adoptions by PetSmart Location – YTD/Year Comparison

PetSmart Location	YTD 2024	YTD 2023	YTD 2022
Machesney Park	-	0	27
Rockford	-	2	4
Janesville	49	47	62
Greenfield	55	73	85
Brookfield	26	37	56
Pewaukee	30	39	22
Wauwatosa	31	37	59
Oak Creek	31	17	-
Total	222	252	315

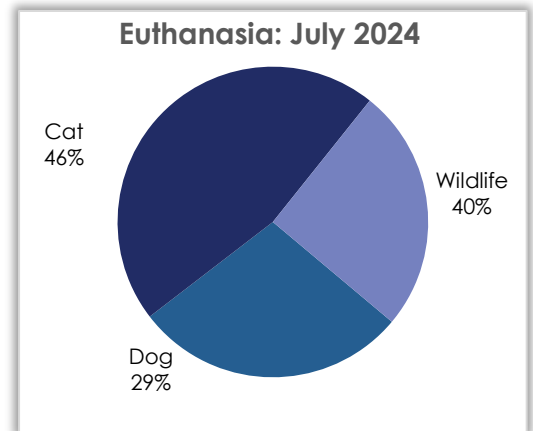


Monthly Operations Report – July 2024

Euthanasia

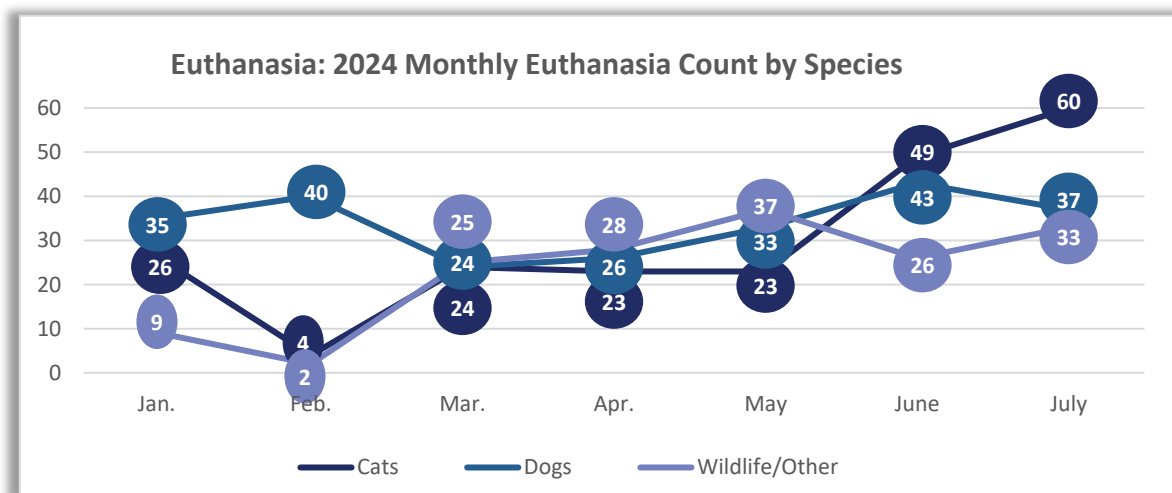
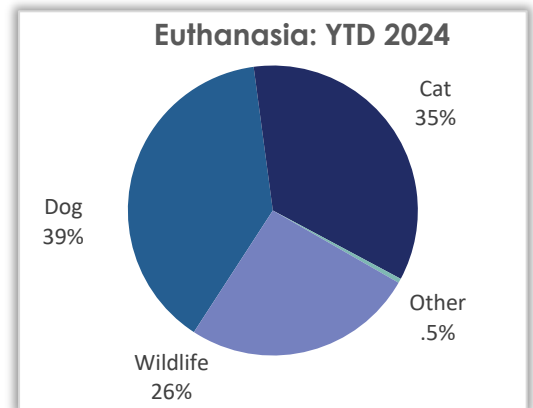
Euthanasia by Species – Month/Year Comparison

Species	July 2024	July 2023	July 2022
Dog	37	40	18
Cat	60	45	28
Other	0	2	0
Wildlife	33	24	63
Total	130	111	109



Euthanasia by Species – YTD/Year Comparison

Species	YTD 2024	YTD 2023	YTD 2022
Dog	235	200	119
Cat	212	160	120
Other	3	4	2
Wildlife	157	167	270
Total	607	531	511



Monthly Operations Report – July 2024

Veterinary Operations – July 2024

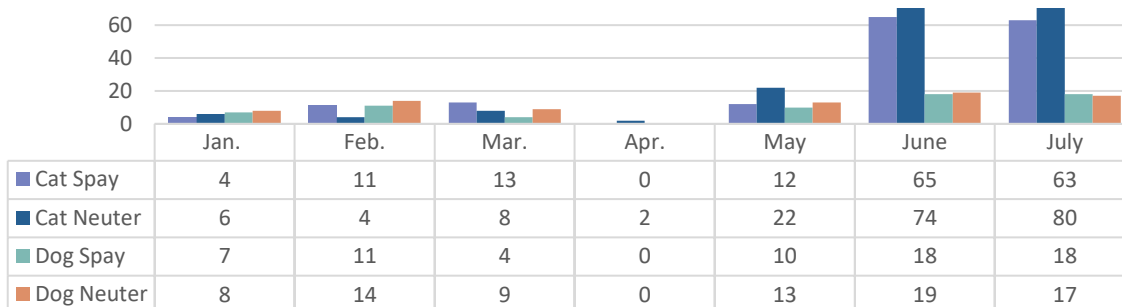
Spay/Neuter Surgeries – July Totals

	Dog	Cat	
Spay	18	63	81
Neuter	17	80	97
Total	35	143	178

Spay/Neuter Surgeries – YTD Totals

	Dog	Cat	
Spay	68	169	237
Neuter	80	196	276
Total	148	365	513

Veterinary - Spay/Neuter Surgeries - by Species by Month



Veterinary – Other Procedures - 2024 by Month

Procedure	Jan	Feb	Mar	Apr	May	June	July	
Entropion	0	0	0	0	1	0	1	2
Repair Incision	0	0	0	0	0	1	0	1
Repair Umbilical Hernia	0	0	1	0	0	0	1	2
Remove Growth	0	0	0	0	2	2	0	4
Treat/Close Wound	0	0	0	0	2	1	0	3
Enucleation	0	0	0	0	0	0	0	0
Repair Cherry Eye	0	0	0	0	0	1	1	2
Tail Amputation	0	0	0	0	1	0	0	1
Leg Amputation	0	0	0	0	0	1	0	1
FHO	0	0	0	0	0	0	0	0
Cystotomy	0	0	0	0	0	0	1	1
C-Section	0	0	0	0	0	1	0	1
	0	0	1	0	6	7	4	18

