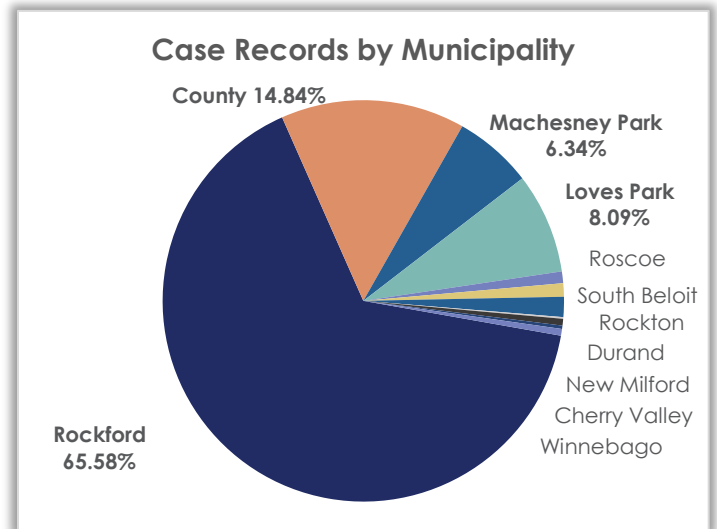


Monthly Operations Report – Oct. 2024

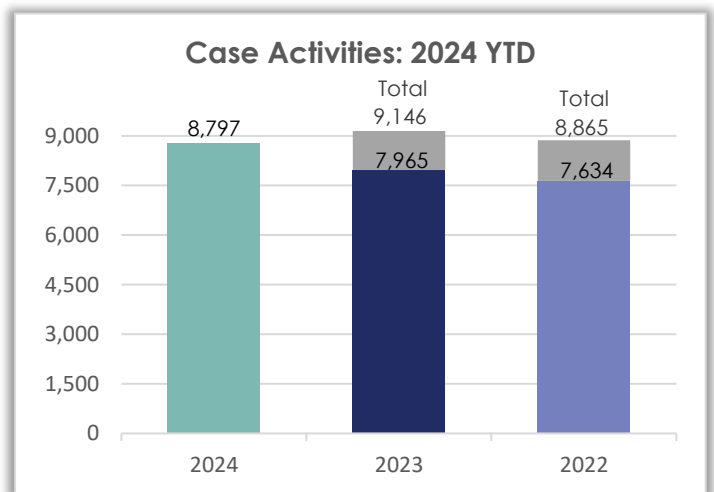
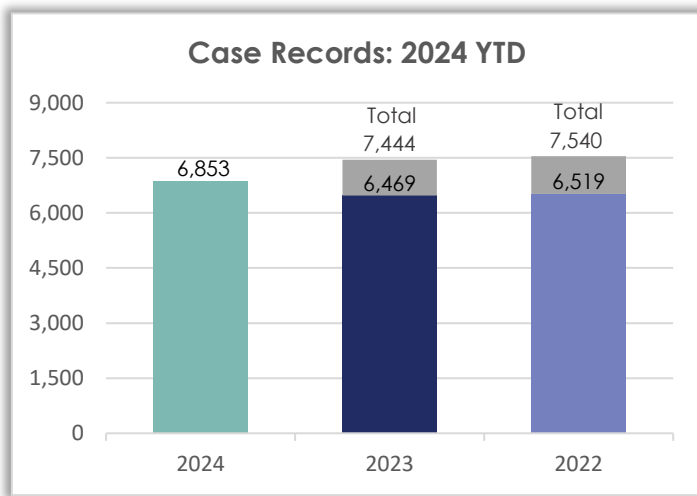
Field Services Case Records – Oct. 2024

Case Records by Municipality – Month/Year Comparison

Municipality	Oct. 2024	Oct. 2023	Oct. 2022
Rockford	486	409	520
County	110	102	35
Machesney Park	47	32	41
Loves Park	60	34	33
Rockton	7	8	6
Roscoe	8	10	18
South Beloit	12	10	12
Durand	1	3	0
Pecatonica	0	2	4
Winnebago	4	2	3
New Milford	2	0	0
Cherry Valley	4	3	4
Boone County	0	0	0
Other	0	0	1
Total	741	615	677



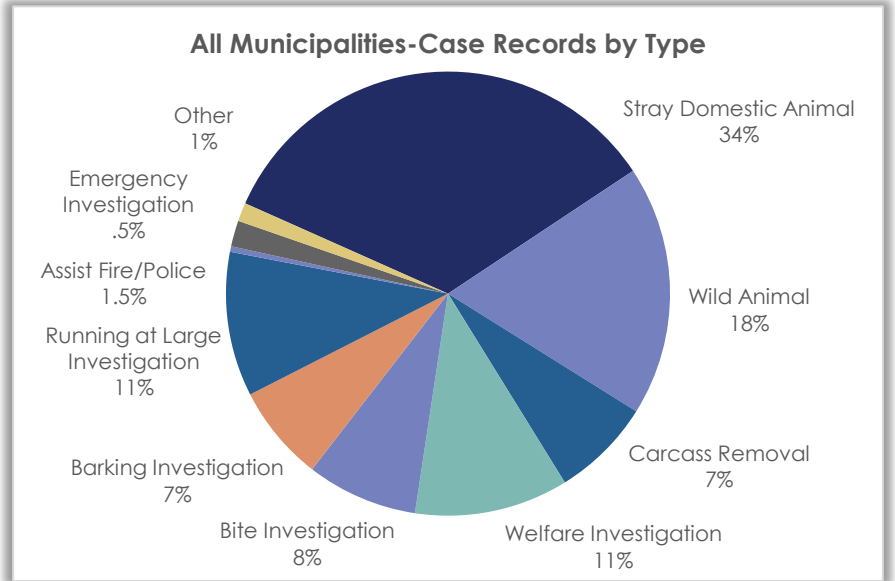
All Municipalities – Case Records & Activities: Year Comparison



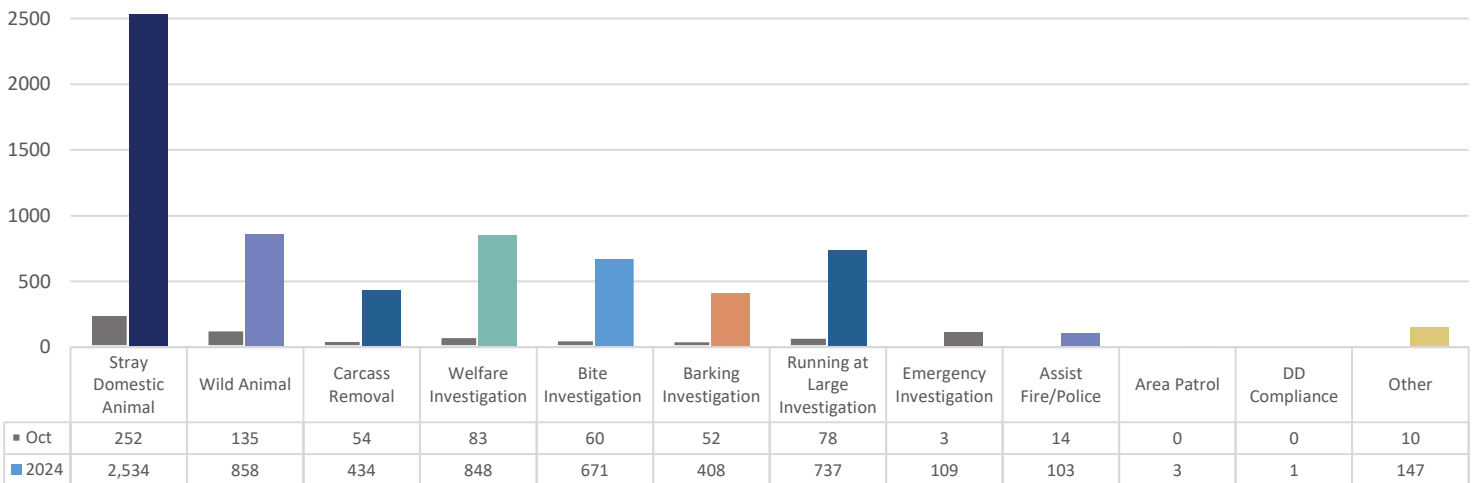
Monthly Operations Report – Oct. 2024

Case Records for All Municipalities by Case Record Type

Case Record Types	Oct. 2024
Stray Domestic Animal	252
Wild Animal	135
Carcass Removal	54
Welfare Investigation	83
Bite Investigation	60
Barking Investigation	52
Running at Large Investigation	78
Emergency Investigation	3
Assist Fire/Police Dept.	14
Area Patrol	0
Dangerous Dog Compliance	0
Other	10
	741



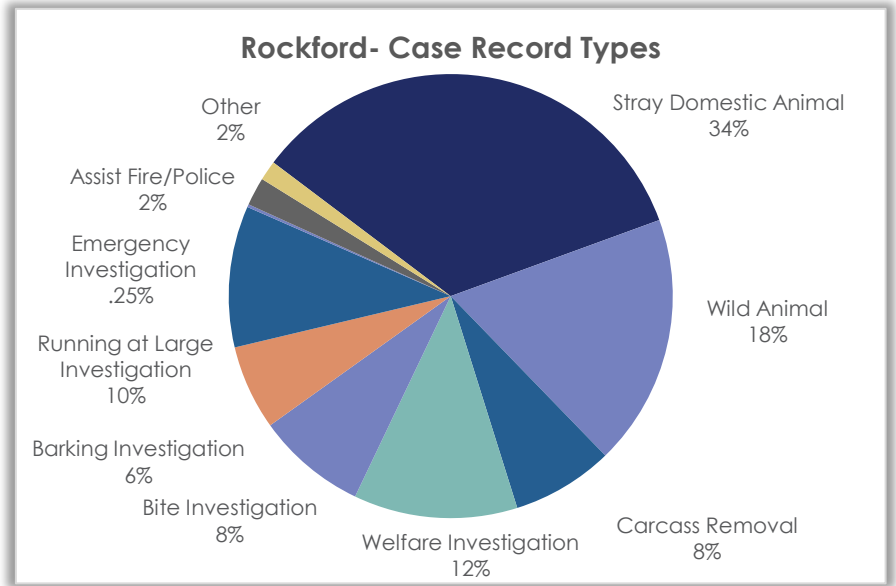
Case Records by Type: Month/Year Comparison



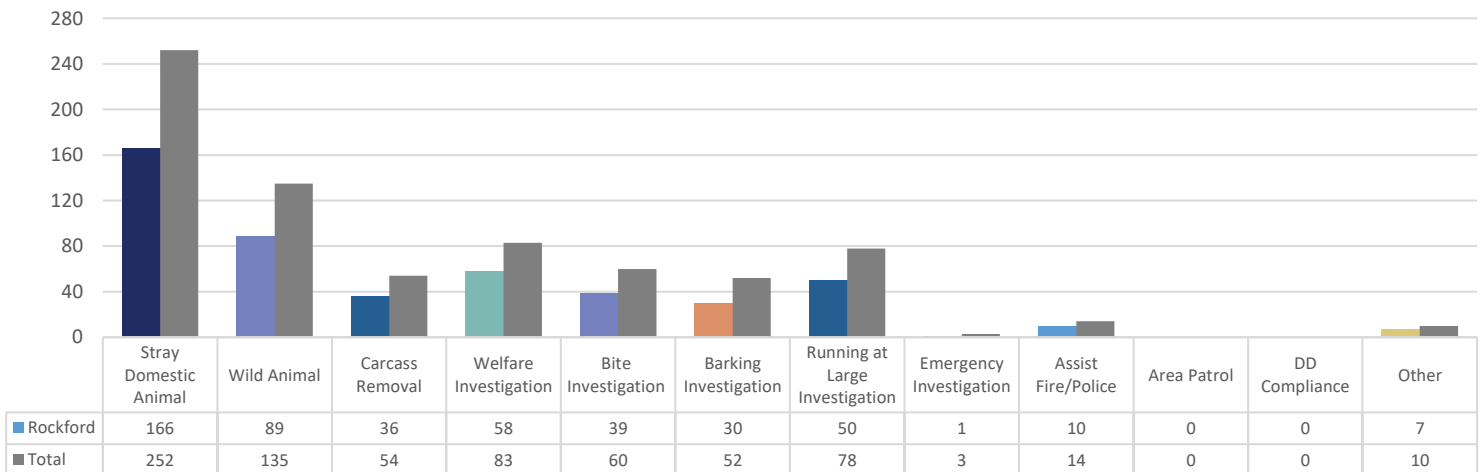
Monthly Operations Report – Oct. 2024

Case Records for Rockford by Case Record Type

Case Record Types	Oct. 2024
Stray Domestic Animal	166
Wild Animal	89
Carcass Removal	36
Welfare Investigation	58
Bite Investigation	39
Barking Investigation	30
Running at Large Investigation	50
Emergency Investigation	1
Assist Fire/Police Dept.	10
Area Patrol	0
Dangerous Dog Compliance	0
Other	7
	486



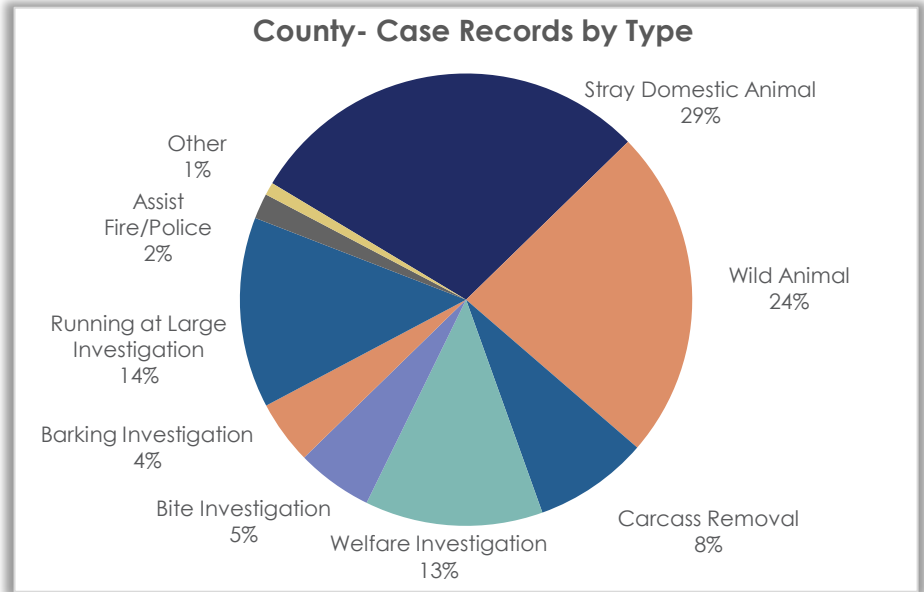
Case Records by Type: Rockford vs. Total Comparison



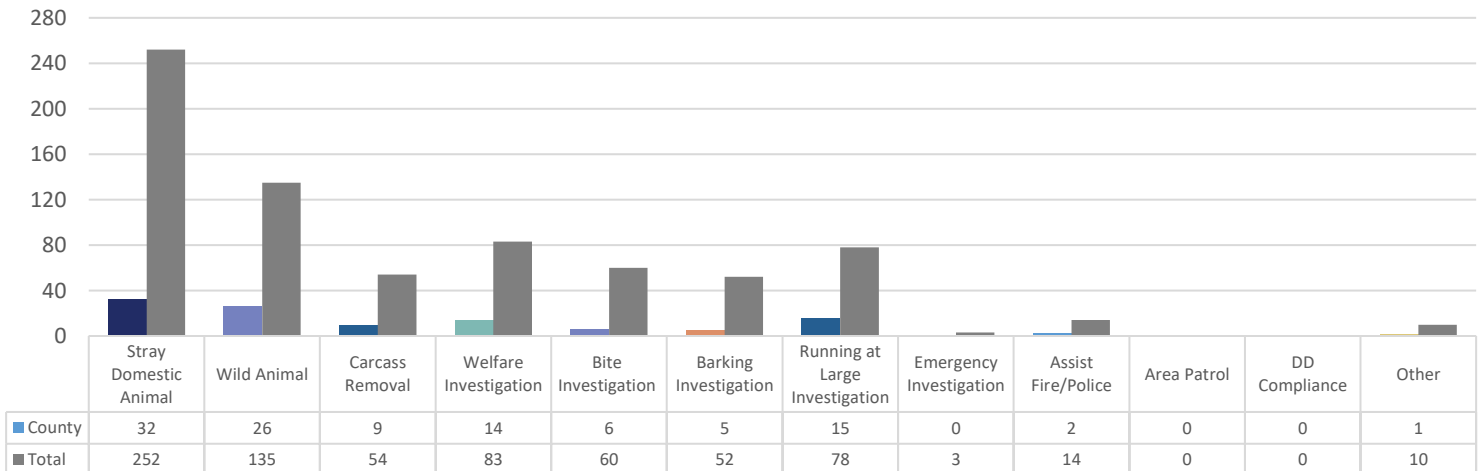
Monthly Operations Report – Oct. 2024

Case Records for the County by Case Record Type

Case Record Types	Oct. 2024
Stray Domestic Animal	32
Wild Animal	26
Carcass Removal	9
Welfare Investigation	14
Bite Investigation	6
Barking Investigation	5
Running at Large Investigation	15
Emergency Investigation	0
Assist Fire/Police Dept.	2
Area Patrol	0
Dangerous Dog Compliance	0
Other	1
Total	110



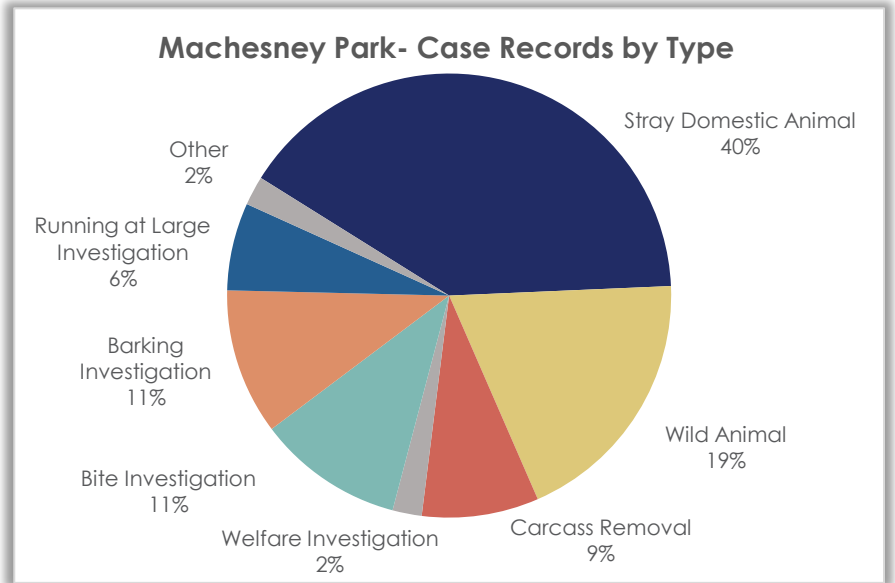
Case Records by Type: Comparison- County vs. Total



Monthly Operations Report – Oct. 2024

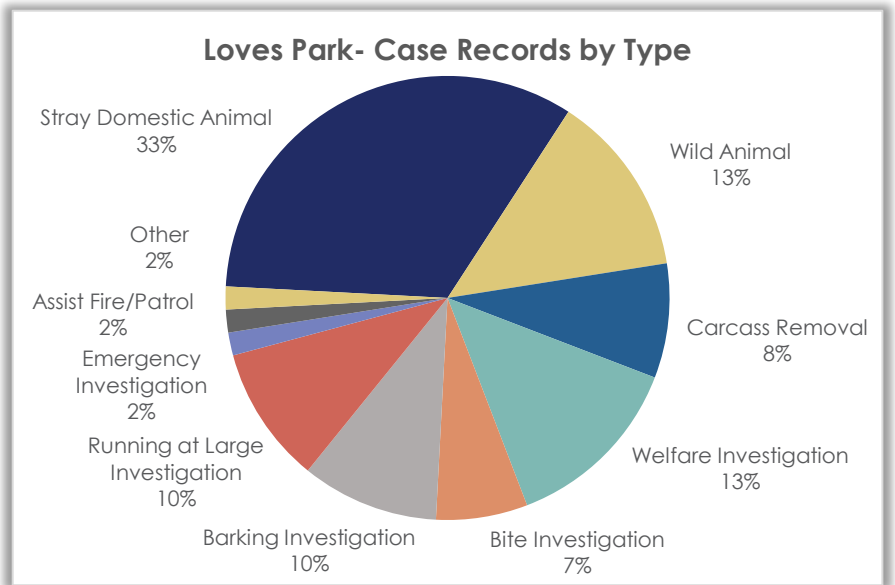
Case Records for Machesney Park by Case Record Type

Case Record Types	Oct. 2024
Stray Domestic Animal	19
Wild Animal	9
Carcass Removal	4
Welfare Investigation	1
Bite Investigation	5
Barking Investigation	5
Running at Large Investigation	3
Emergency Investigation	0
Assist Fire/Police Dept.	0
Area Patrol	0
DD Compliance	0
Other	1
	47



Case Records for Loves Park by Case Record Type

Case Record Types	Oct. 2024
Stray Domestic Animal	20
Wild Animal	8
Carcass Removal	5
Welfare Investigation	8
Bite Investigation	4
Barking Investigation	6
Running at Large Investigation	6
Emergency Investigation	1
Assist Fire/Police Dept.	1
Area Patrol	0
DD Compliance	0
Other	1
	60

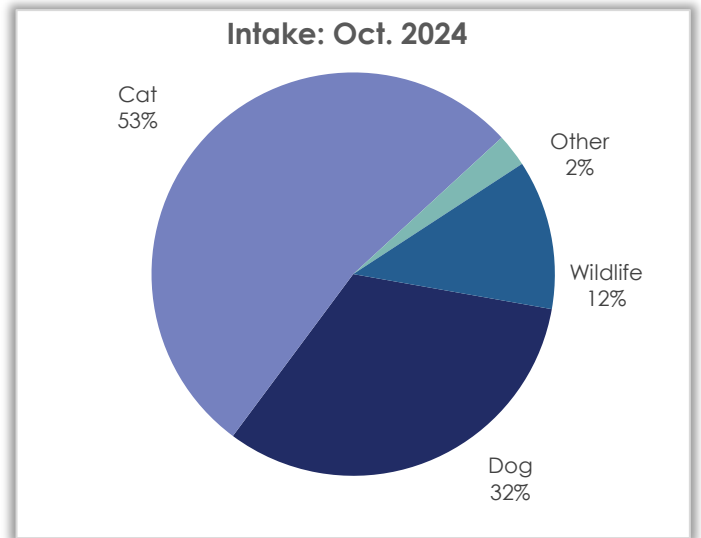


Monthly Operations Report – Oct. 2024

Intake Statistics – Oct. 2024

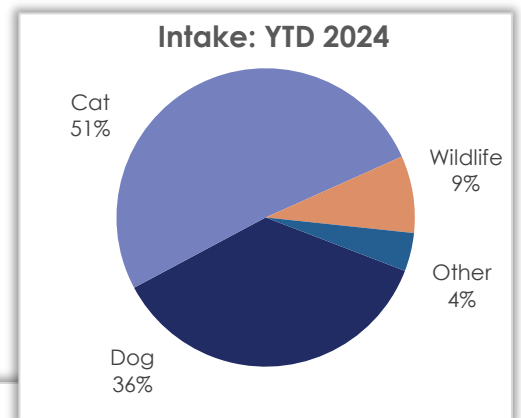
Intake by Species – Month/Year Comparison

Species	Oct. 2024	Oct. 2023	Oct. 2022
Dog	173	165	173
Cat	283	258	261
Potbelly Pig	0	0	1
Domestic Rabbit	3	1	4
Chicken	1	0	0
Guinea Pig	0	0	6
Turtle	1	0	0
Goat	1	0	0
Fish	8	0	0
Rat	0	0	1
Hedgehog	0	0	1
Wildlife	64	12	87
Total	534	436	534

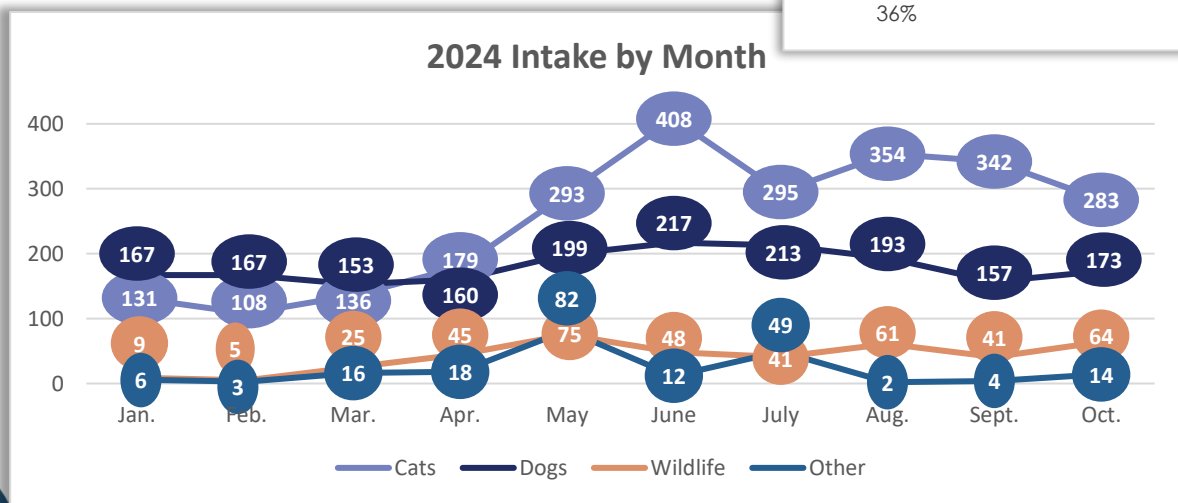


Intake by Species – YTD/Year Comparison

Species	YTD 2024	YTD 2023	YTD 2022
Dog	1,799	1,686	1,587
Cat	2,529	2,267	2,110
Wildlife	414	320	683
Other	206	128	128
Total	4,948	4,401	4,508



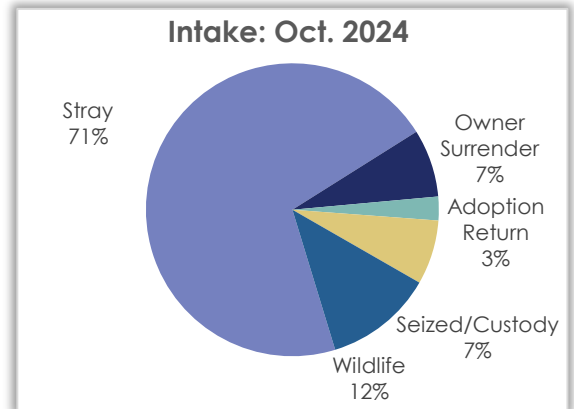
2024 Intake by Month



Monthly Operations Report – Oct. 2024

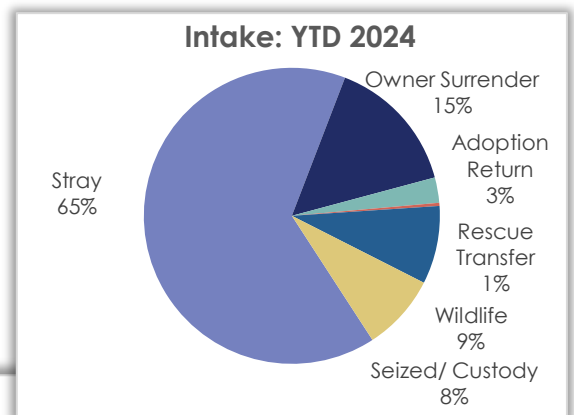
Intake by Type – Month/Year Comparison

Intake Type	Oct. 2024	Oct. 2023	Oct. 2022
Stray	378	335	353
Owner Surrender	40	63	27
Adoption Return	14	12	28
Rescue Transfer	0	1	10
Seized/Custody	38	13	29
Wildlife	64	12	87
Total	534	436	534

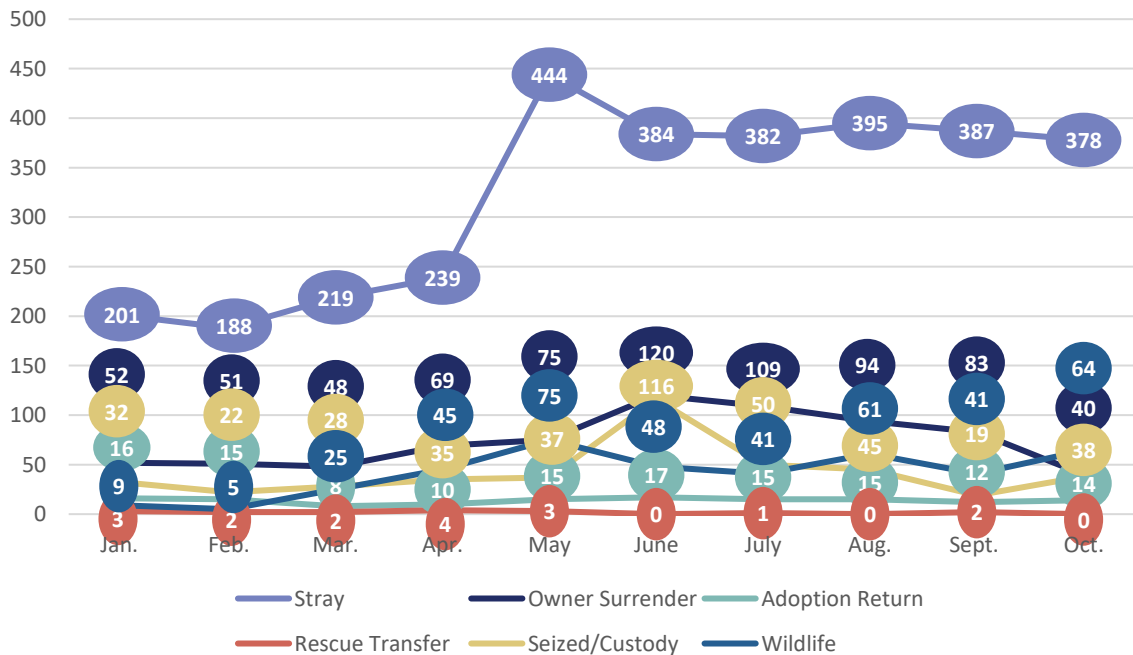


Intake by Type – YTD/Year Comparison

Intake Type	YTD 2024	YTD 2023	YTD 2022
Stray	3,217	3,031	2,763
Owner Surrender	741	573	514
Adoption Return	137	168	197
Rescue Transfer	17	11	55
Seized/Custody	422	298	296
Wildlife	414	320	683
Total	4,948	4,401	4,508



2024 Intake Type by Month



Monthly Operations Report – Oct. 2024

Stray Intake

Stray Intake by Species – Month/Year Comparison

Species	Oct. 2024	Oct. 2023	Oct. 2022
Dog	122	128	120
Cat	251	207	225
Other/Wildlife	5	0	8
Total	378	335	353

Owner Surrender

Owner Surrender by Species – Month/Year Comparison

Species	Oct. 2024	Oct. 2023	Oct. 2022
Dog	18	20	15
Cat	22	42	7
Other	0	1	5
Total	40	63	27

Adoption Return

Adoption Returns by Species – Month/Year Comparison

Species	Oct. 2024	Oct. 2023	Oct. 2022
Dog	10	4	13
Cat	4	8	15
Other	0	0	0
Total	14	12	28

Seized/Custody

Seized/Custody by Species – Month/Year Comparison

Species	Oct. 2024	Oct. 2023	Oct. 2022
Dog	23	12	24
Cat	6	1	5
Other	9	0	0
Total	38	13	29



Monthly Operations Report – Oct. 2024

Outcome Statistics – Oct. 2024

Return to Owner

Return to Owner by Species – Month/Year Comparison

Species	Oct. 2024	Oct. 2023	Oct. 2022
Dog	55	53	49
Cat	9	5	7
Other	1	0	0
Total	65	58	56

Return to Owner by Species – YTD/Year Comparison

Species	YTD 2024	YTD 2023	YTD 2022
Dog	566	593	590
Cat	79	58	64
Other	10	15	20
Total	655	666	674

TNR and RTF

Trap-Neuter-Return and Return-to-Field Outcomes by Month

	Jan.	Feb.	Mar.	Apr.	May	June	July	Aug.	Sept	Oct	
TNR	0	0	0	0	0	0	0	0	0	0	0
RTF	0	2	0	1	0	0	0	1	0	0	4
	0	2	0	1	0	0	0	1	0	0	

Wildlife

Wildlife Rehabilitation Month/Year and Year Comparisons

Oct. 2024

Oct. 2024	Oct. 2023	Oct. 2022
0	2	3

YTD 2024

YTD 2024	YTD 2023	YTD 2022
102	74	105

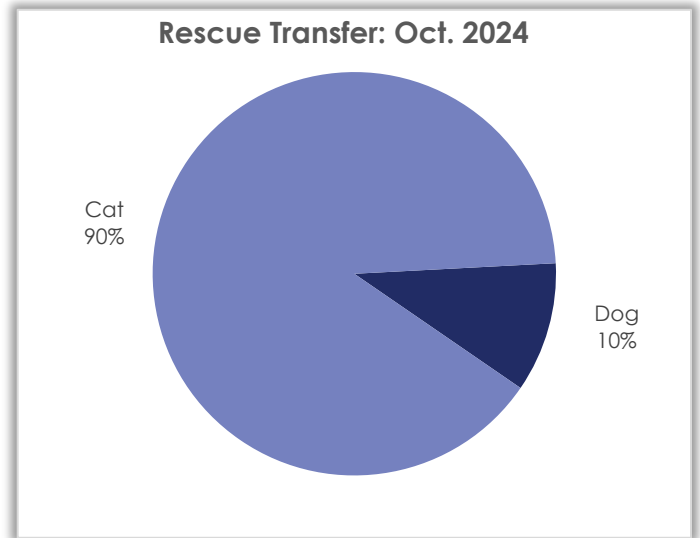


Monthly Operations Report – Oct. 2024

Rescue Transfer

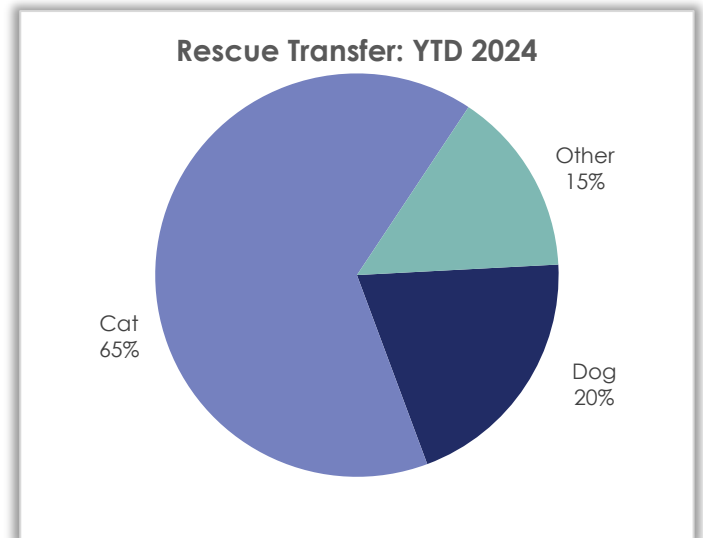
Rescue Transfer by Species – Month/Year Comparison

Species	Oct. 2024	Oct. 2023	Oct. 2022
Dog	10	14	9
Cat	86	68	14
Domestic Rabbit	0	1	0
Rat/Mouse	0	0	1
Guinea Pig	0	0	3
Total	96	83	27



Rescue Transfer by Species – YTD/Year Comparison

Species	YTD 2024	YTD 2023	YTD 2022
Dog	174	172	77
Cat	561	465	163
Other	128	14	12
Total	863	651	252

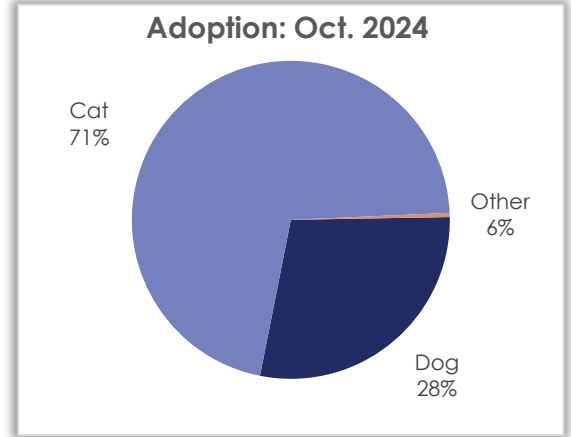


Monthly Operations Report – Oct. 2024

Adoption

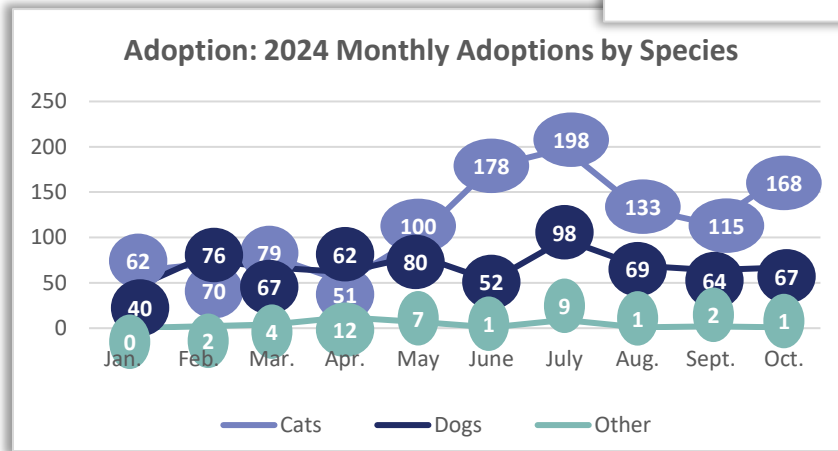
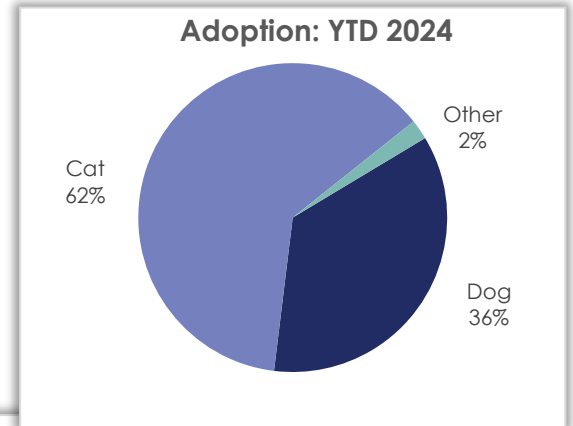
Adoption by Species – Month/Year Comparison

Species	Oct. 2024	Oct. 2023	Oct. 2022
Dog	67	50	67
Cat	168	161	197
Potbelly Pig	0	0	1
Guinea Pig	0	4	4
Duck	1	0	0
Domestic Bird	0	0	1
Domestic Rabbit	0	0	2
Chinchilla	0	0	272
Total	236	215	272



Adoption by Species – YTD/Year Comparison


Species	YTD 2024	YTD 2023	YTD 2022
Dog	664	564	649
Cat	1,165	1,182	1,372
Other	39	87	87
Total	1,868	1,833	2,108



Monthly Operations Report – Oct. 2024

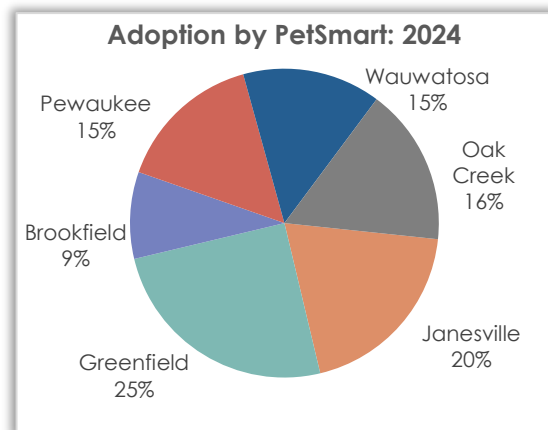
Off-site Adoptions by PetSmart Location – Month/Year Comparison

PetSmart Location	Oct. 2024	Oct. 2023	Oct. 2022
Machesney Park	-	0	1
Rockford	-	0	7
Janesville	4	7	12
Greenfield	10	15	15
Brookfield	1	4	12
Pewaukee	12	12	10
Wauwatosa	7	8	11
Oak Creek	7	18	-
Total	41	64	68

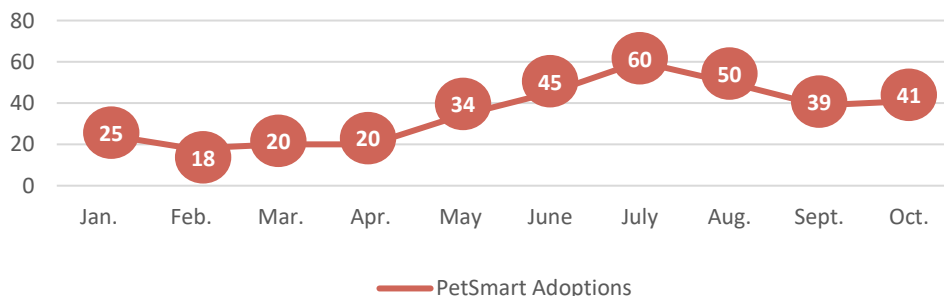


Off-site Adoptions by PetSmart Location – YTD/Year Comparison

PetSmart Location	YTD 2024	YTD 2023	YTD 2022
Machesney Park	-	0	42
Rockford	-	2	31
Janesville	69	84	98
Greenfield	88	119	132
Brookfield	32	60	88
Pewaukee	54	72	44
Wauwatosa	51	60	93
Oak Creek	58	58	-
Total	352	455	528



PetSmart: 2024 Total Monthly Adoptions

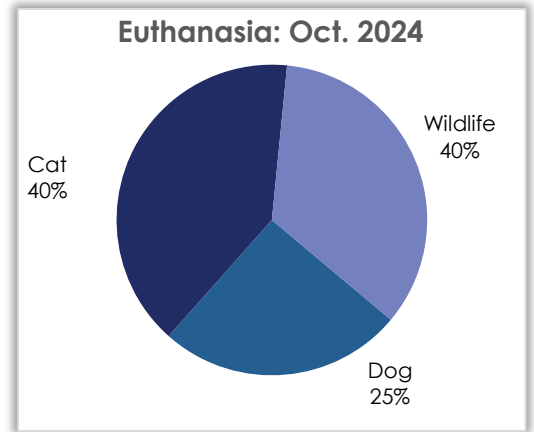


Monthly Operations Report – Oct. 2024

Euthanasia

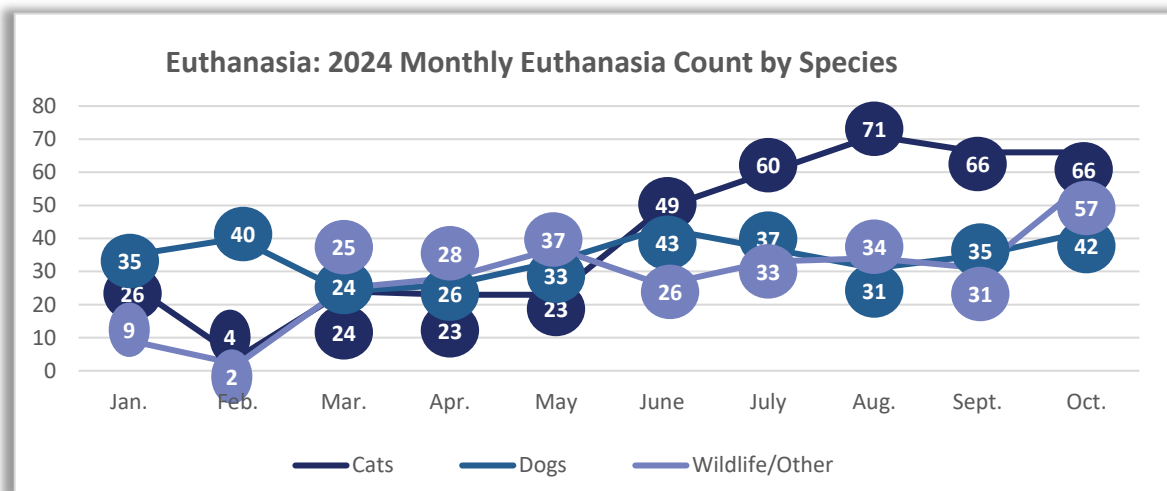
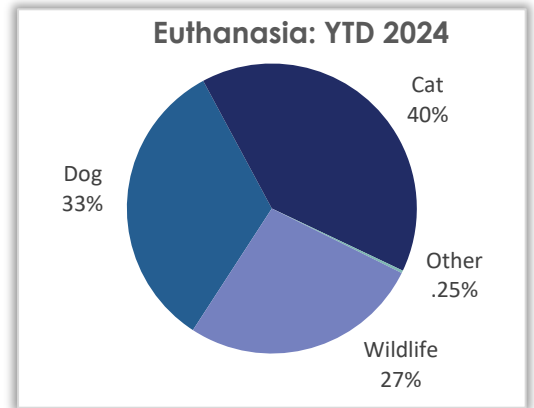
Euthanasia by Species – Month/Year Comparison

Species	Oct. 2024	Oct. 2023	Oct. 2022
Dog	42	28	27
Cat	66	36	22
Other	0	0	2
Wildlife	57	9	77
Total	165	73	128



Euthanasia by Species – YTD/Year Comparison

Species	YTD 2024	YTD 2023	YTD 2022
Dog	343	302	192
Cat	415	312	212
Other	3	4	4
Wildlife	279	221	537
Total	1,040	839	945



Monthly Operations Report – Oct. 2024

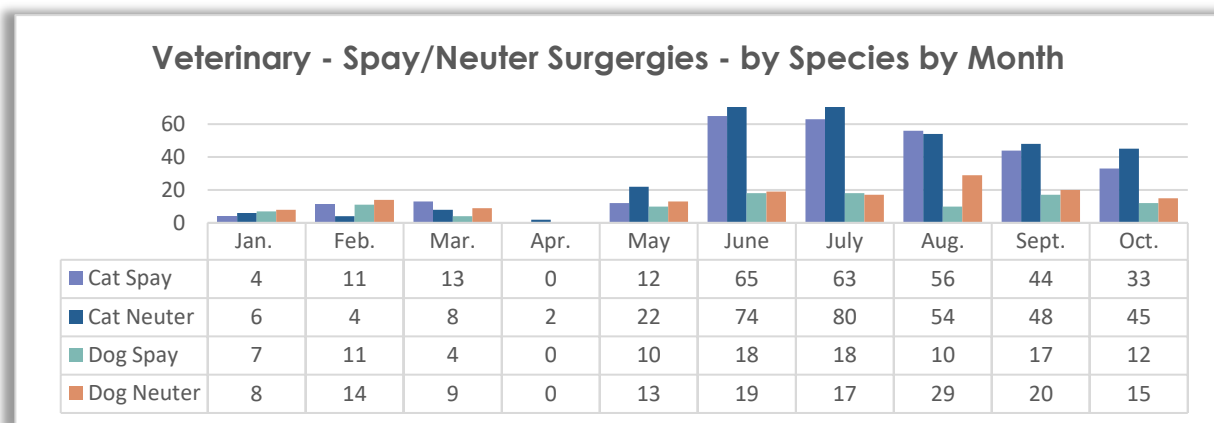
Veterinary Operations – Oct. 2024

Spay/Neuter Surgeries – Oct. Totals

	Dog	Cat	
Spay	12	33	45
Neuter	15	45	60
Total	27	78	105

Spay/Neuter Surgeries – YTD Totals

	Dog	Cat	
Spay	107	302	409
Neuter	144	343	487
Total	251	645	896



Veterinary – Other Procedures - 2024 by Month

Procedure	Jan	Feb	Mar	Apr	May	June	July	Aug	Sept	Oct	
Entropion	0	0	0	0	1	0	1	0	0	3	5
Repair Incision	0	0	0	0	0	1	0	1	0	0	2
Repair Umbilical Hernia	0	0	1	0	0	0	1	0	0	0	2
Remove Growth	0	0	0	0	2	2	0	0	1	2	7
Treat/Close Wound	0	0	0	0	2	1	0	3	0	2	8
Enucleation	0	0	0	0	0	0	0	1	0	0	1
Repair Cherry Eye	0	0	0	0	0	1	1	1	0	2	5
Tail Amputation	0	0	0	0	1	0	0	1	1	0	3
Leg Amputation	0	0	0	0	0	1	0	1	0	0	2
Shave Down/Groom	0	0	0	0	0	0	0	1	0	0	1
Cystotomy	0	0	0	0	0	0	1	0	0	0	1
C-Section	0	0	0	0	0	1	0	0	0	0	1
Remove part of Cornea	0	0	0	0	0	0	0	0	0	1	1
	0	0	1	0	6	7	4	9	2	10	39

