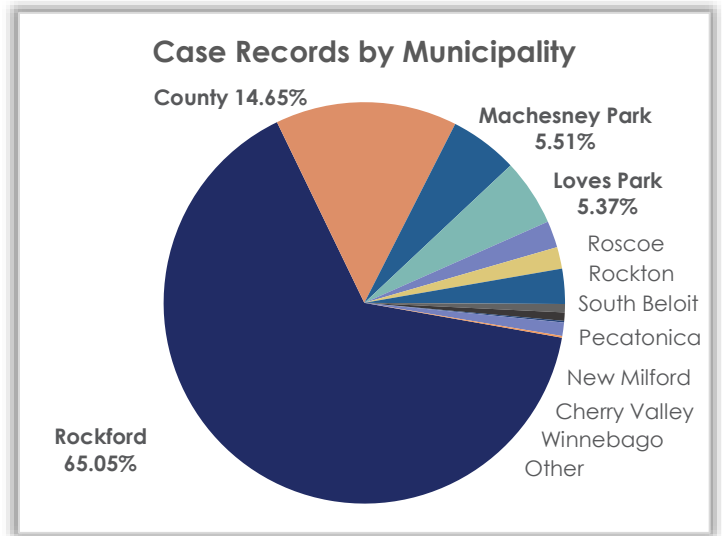


Monthly Operations Report – Sept. 2024

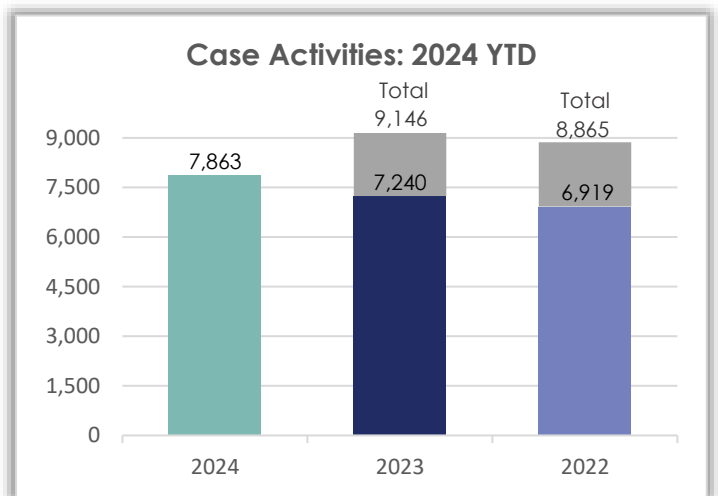
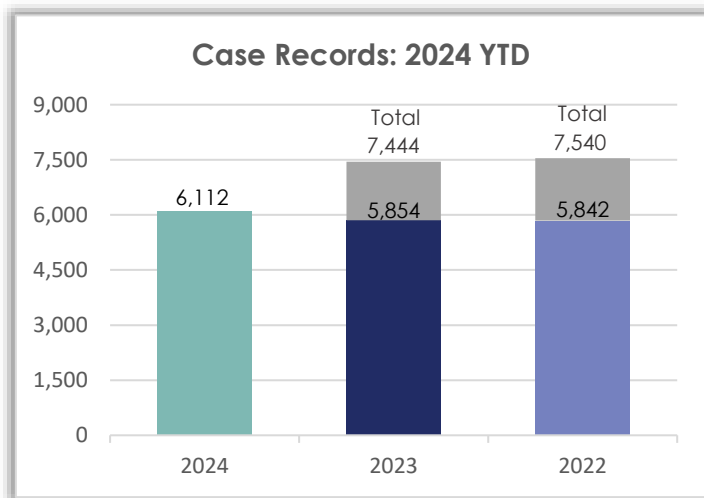
Field Services Case Records – Sept. 2024

Case Records by Municipality – Month/Year Comparison

Municipality	Sept. 2024	Sept. 2023	Sept. 2022
Rockford	484	461	580
County	109	86	42
Machesney Park	41	51	35
Loves Park	40	47	38
Rockton	16	11	7
Roscoe	13	13	6
South Beloit	21	19	12
Durand	0	1	2
Pecatonica	5	2	6
Winnebago	5	5	4
New Milford	1	3	1
Cherry Valley	8	9	2
Boone County	0	0	0
Other	1	0	0
Total	744	708	735



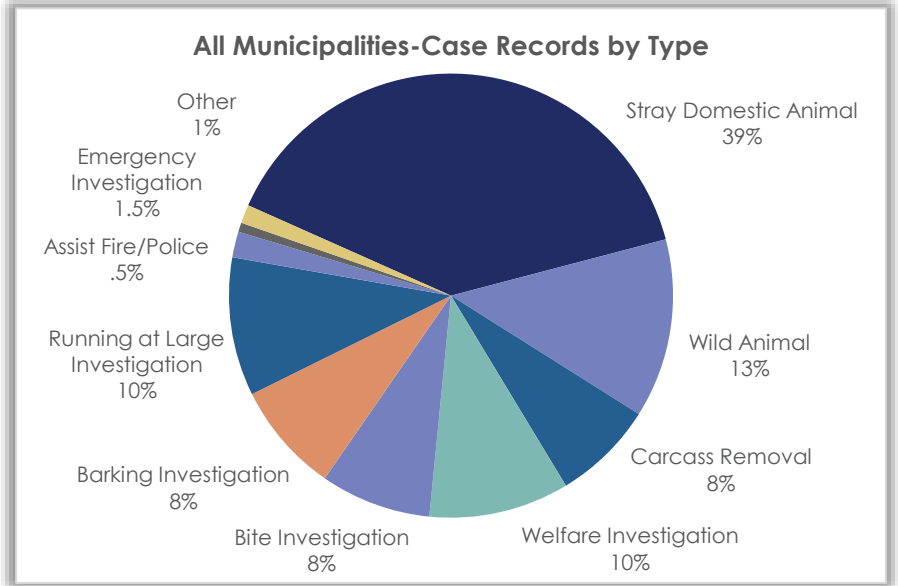
All Municipalities – Case Records & Activities: Year Comparison



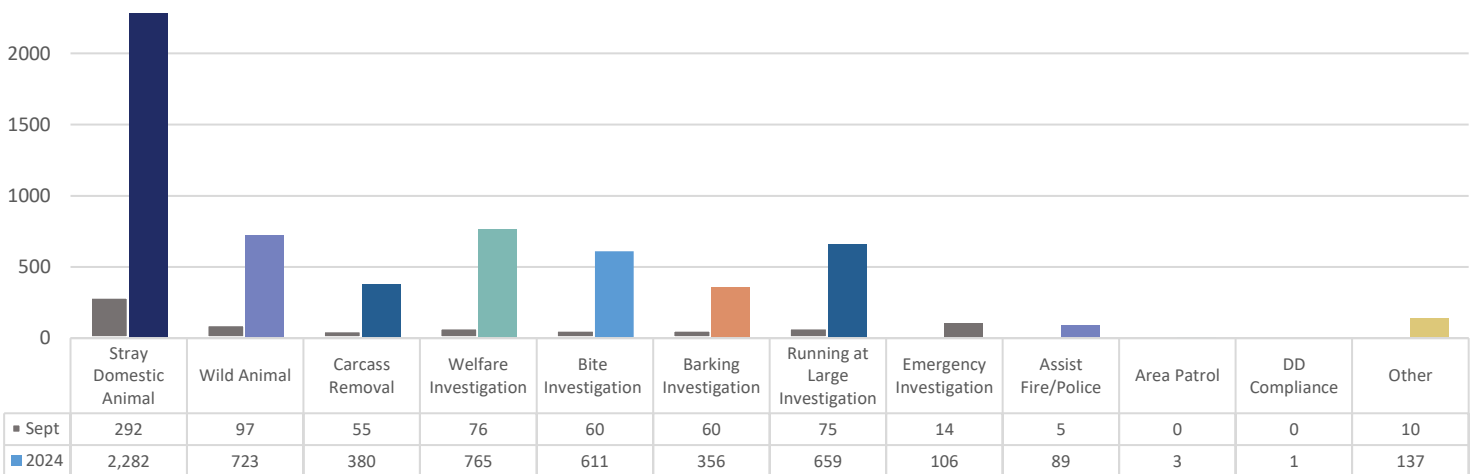
Monthly Operations Report – Sept. 2024

Case Records for All Municipalities by Case Record Type

Case Record Types	Sept. 2024
Stray Domestic Animal	292
Wild Animal	97
Carcass Removal	55
Welfare Investigation	76
Bite Investigation	60
Barking Investigation	60
Running at Large Investigation	75
Emergency Investigation	14
Assist Fire/Police Dept.	5
Area Patrol	0
Dangerous Dog Compliance	0
Other	10
	744



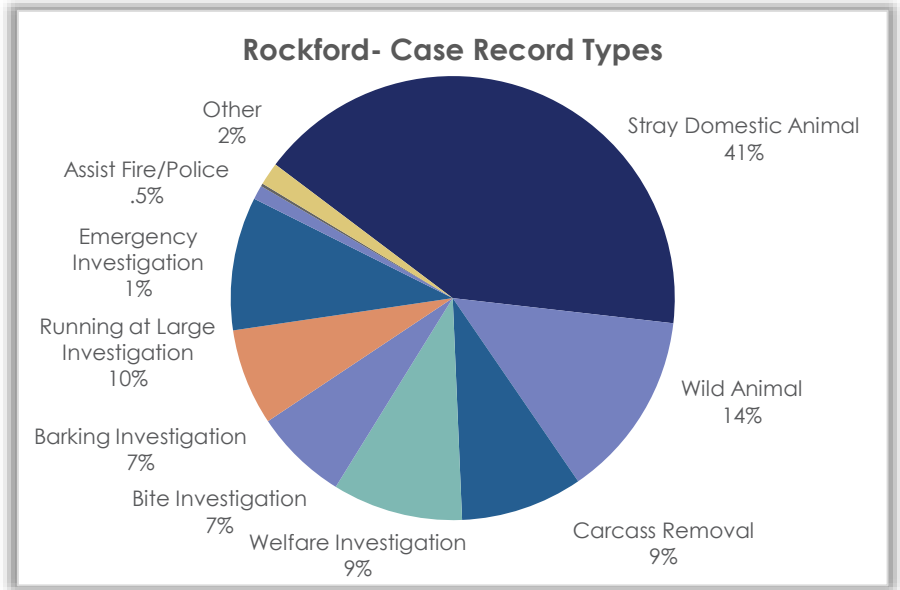
Case Records by Type: Month/Year Comparison



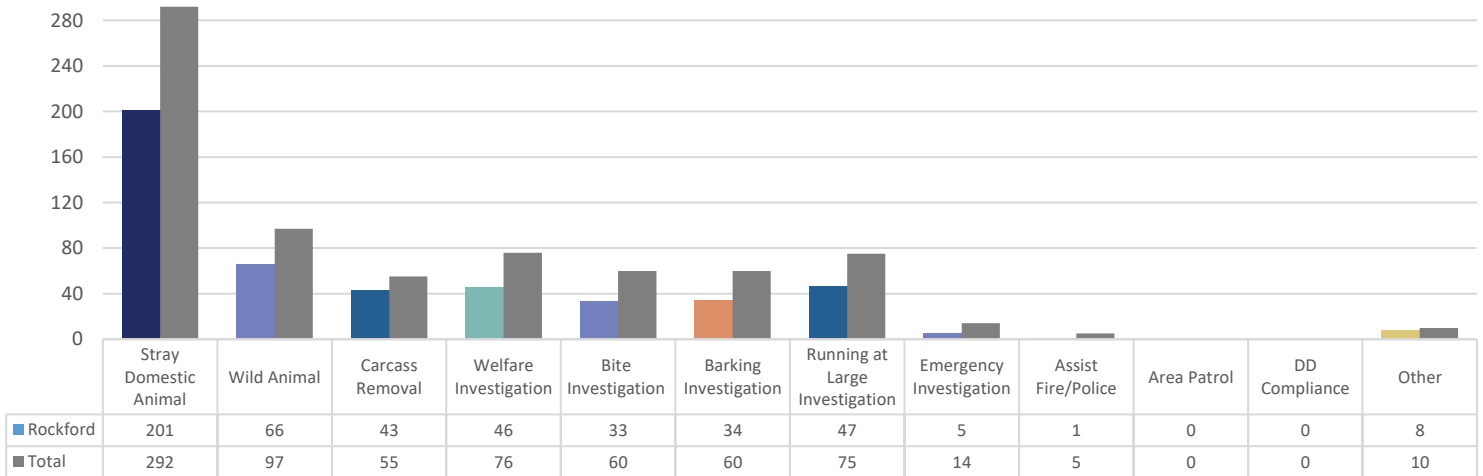
Monthly Operations Report – Sept. 2024

Case Records for Rockford by Case Record Type

Case Record Types	Sept. 2024
Stray Domestic Animal	201
Wild Animal	66
Carcass Removal	43
Welfare Investigation	46
Bite Investigation	33
Barking Investigation	34
Running at Large Investigation	47
Emergency Investigation	5
Assist Fire/Police Dept.	1
Area Patrol	0
Dangerous Dog Compliance	0
Other	8
	484



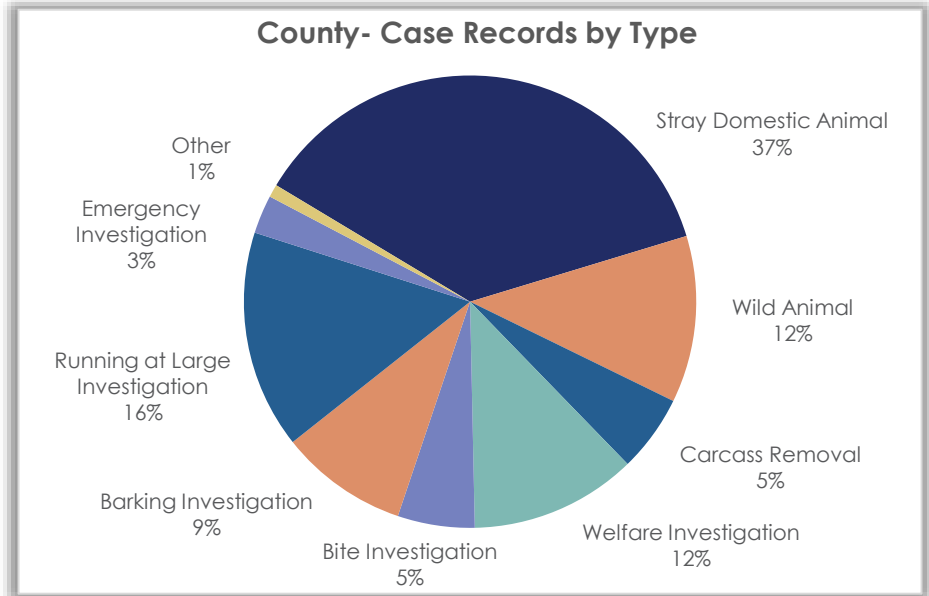
Case Records by Type: Rockford vs. Total Comparison



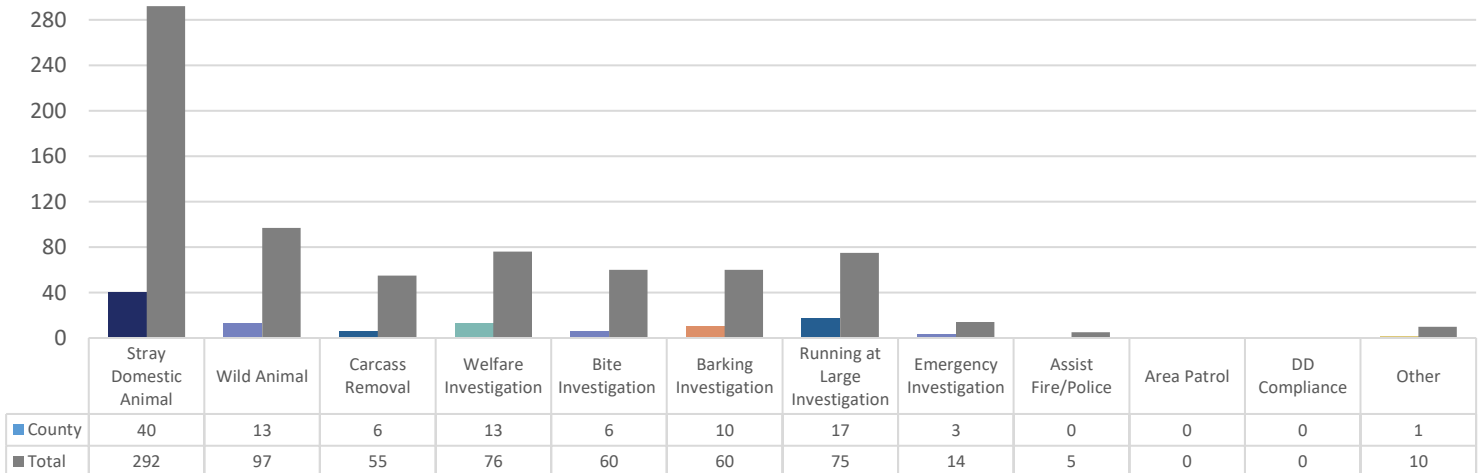
Monthly Operations Report – Sept. 2024

Case Records for the County by Case Record Type

Case Record Types	Sept. 2024
Stray Domestic Animal	40
Wild Animal	13
Carcass Removal	6
Welfare Investigation	13
Bite Investigation	6
Barking Investigation	10
Running at Large Investigation	17
Emergency Investigation	3
Assist Fire/Police Dept.	0
Area Patrol	0
Dangerous Dog Compliance	0
Other	1
	109



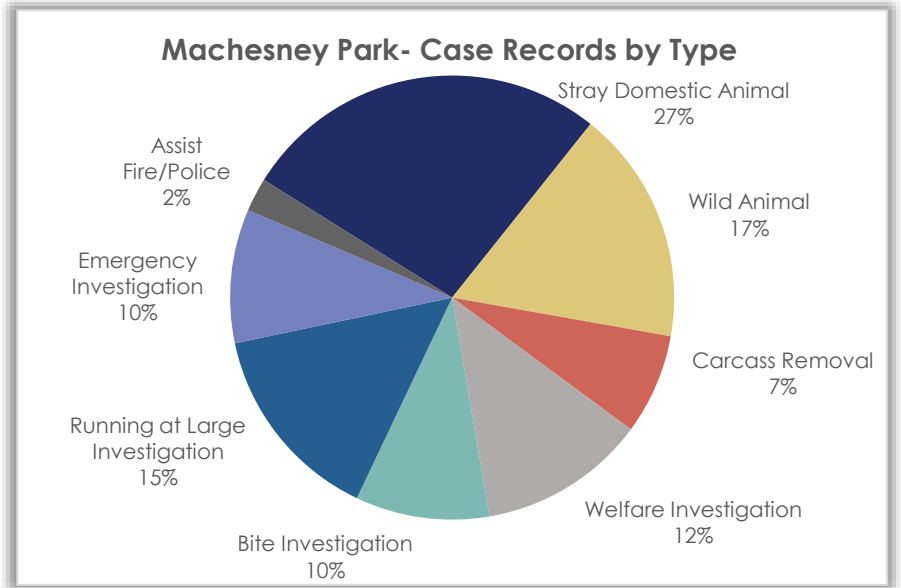
Case Records by Type: Comparison- County vs. Total



Monthly Operations Report – Sept. 2024

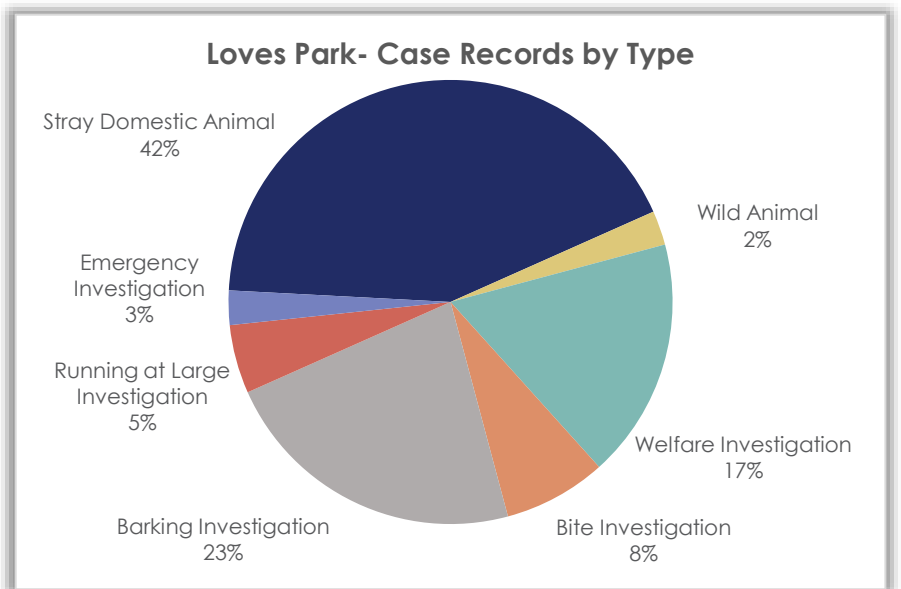
Case Records for Machesney Park by Case Record Type

Case Record Types	Sept. 2024
Stray Domestic Animal	11
Wild Animal	7
Carcass Removal	3
Welfare Investigation	5
Bite Investigation	4
Barking Investigation	0
Running at Large Investigation	6
Emergency Investigation	4
Assist Fire/Police Dept.	1
Area Patrol	0
DD Compliance	0
Other	0
	41



Case Records for Loves Park by Case Record Type

Case Record Types	Sept. 2024
Stray Domestic Animal	17
Wild Animal	1
Carcass Removal	0
Welfare Investigation	7
Bite Investigation	3
Barking Investigation	9
Running at Large Investigation	2
Emergency Investigation	1
Assist Fire/Police Dept.	0
Area Patrol	0
DD Compliance	0
Other	0
	40

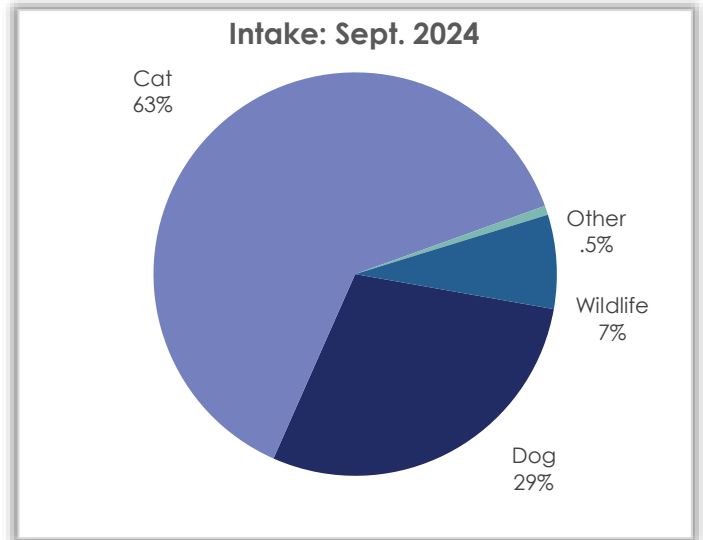


Monthly Operations Report – Sept. 2024

Intake Statistics – Sept. 2024

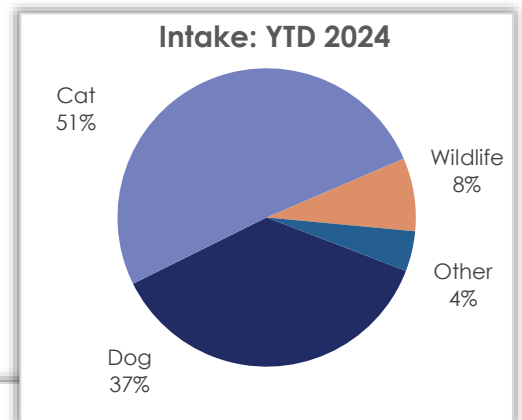
Intake by Species – Month/Year Comparison

Species	Sept. 2024	Sept. 2023	Sept. 2022
Dog	157	185	167
Cat	342	323	310
Potbelly Pig	1	0	0
Domestic Rabbit	2	3	2
Chicken	1	0	1
Guinea Pig	0	4	2
Turtle	0	1	0
Hermit Crab	0	1	0
Domestic Bird	0	0	3
Chinchilla	0	0	2
Wildlife	41	35	123
Total	544	552	610

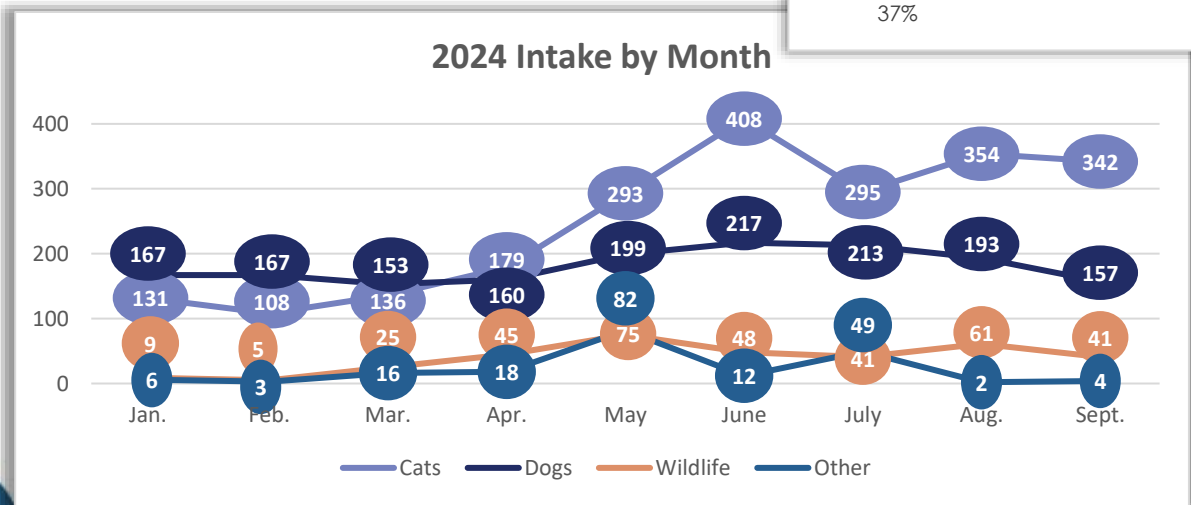


Intake by Species – YTD/Year Comparison

Species	YTD 2024	YTD 2023	YTD 2022
Dog	1,626	1,521	1,414
Cat	2,246	2,009	1,849
Wildlife	350	308	596
Other	192	129	115
Total	4,414	3,965	3,974



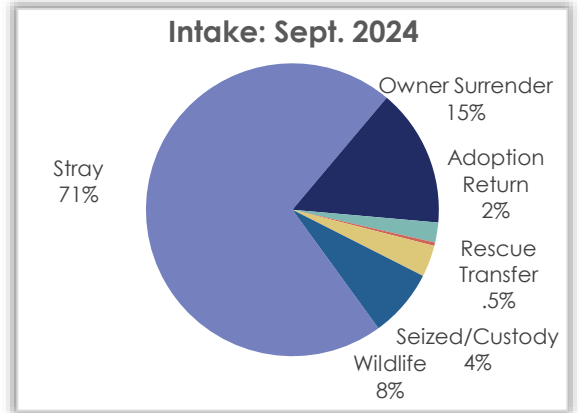
2024 Intake by Month



Monthly Operations Report – Sept. 2024

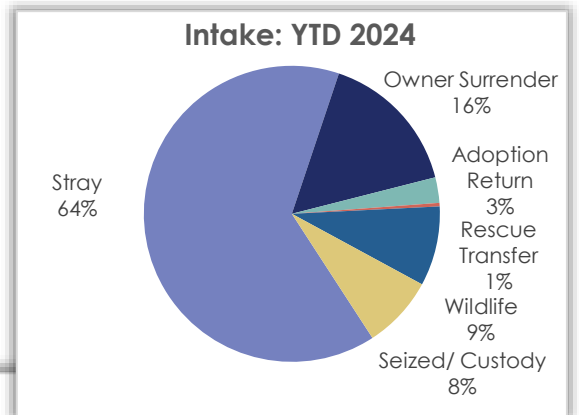
Intake by Type – Month/Year Comparison

Intake Type	Sept. 2024	Sept. 2023	Sept. 2022
Stray	387	418	384
Owner Surrender	83	49	47
Adoption Return	12	20	27
Rescue Transfer	2	2	0
Seized/Custody	19	28	29
Wildlife	41	35	123
Total	544	552	610

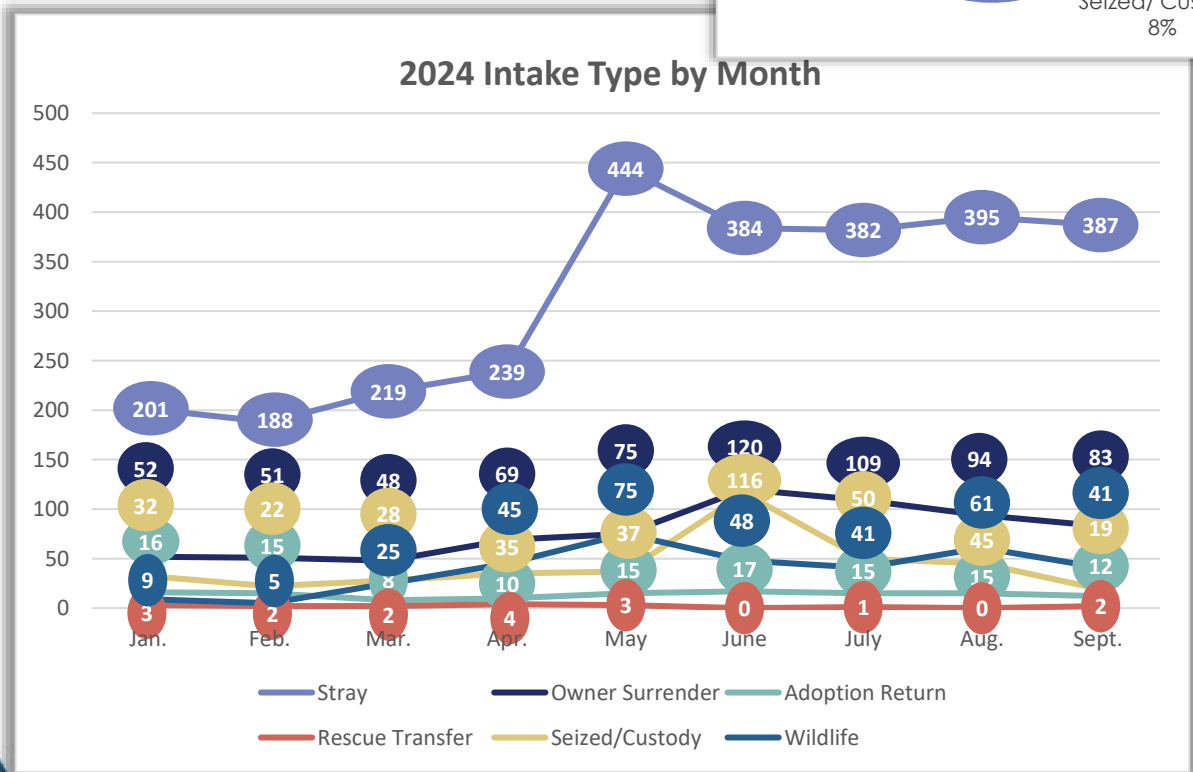


Intake by Type – YTD/Year Comparison

Intake Type	YTD 2024	YTD 2023	YTD 2022
Stray	2,839	2,696	2,410
Owner Surrender	701	510	487
Adoption Return	123	156	169
Rescue Transfer	17	10	45
Seized/Custody	384	285	267
Wildlife	350	308	596
Total	4,414	3,965	3,974



2024 Intake Type by Month



Monthly Operations Report – Sept. 2024

Stray Intake

Stray Intake by Species – Month/Year Comparison

Species	Sept. 2024	Sept. 2023	Sept. 2022
Dog	111	128	110
Cat	273	286	269
Other/Wildlife	3	4	6
Total	387	418	385

Owner Surrender

Owner Surrender by Species – Month/Year Comparison

Species	Sept. 2024	Sept. 2023	Sept. 2022
Dog	20	25	18
Cat	62	19	24
Other	1	5	5
Total	83	49	47

Adoption Return

Adoption Returns by Species – Month/Year Comparison

Species	Sept. 2024	Sept. 2023	Sept. 2022
Dog	9	12	17
Cat	3	8	10
Other	0	0	0
Total	12	20	27

Seized/Custody

Seized/Custody by Species – Month/Year Comparison

Species	Sept. 2024	Sept. 2023	Sept. 2022
Dog	17	20	22
Cat	2	8	7
Other	0	0	0
Total	19	28	29



Monthly Operations Report – Sept. 2024

Outcome Statistics – Sept. 2024

Return to Owner

Return to Owner by Species – Month/Year Comparison

Species	Sept. 2024	Sept. 2023	Sept. 2022
Dog	47	69	52
Cat	6	6	9
Other	0	0	0
Total	53	75	61

Return to Owner by Species – YTD/Year Comparison

Species	YTD 2024	YTD 2023	YTD 2022
Dog	511	540	541
Cat	70	53	57
Other	9	15	20
Total	590	608	618

TNR and RTF

Trap-Neuter-Return and Return-to-Field Outcomes by Month

	Jan.	Feb.	Mar.	Apr.	May	June	July	Aug.	Sept	
TNR	0	0	0	0	0	0	0	0	0	0
RTF	0	2	0	1	0	0	0	1	0	4
	0	2	0	1	0	0	0	1	0	

Wildlife

Wildlife Rehabilitation Month/Year and Year Comparisons

Sept. 2024

Sept. 2024	Sept. 2023	Sept. 2022
3	12	10

YTD 2024

YTD 2024	YTD 2023	YTD 2022
102	72	102

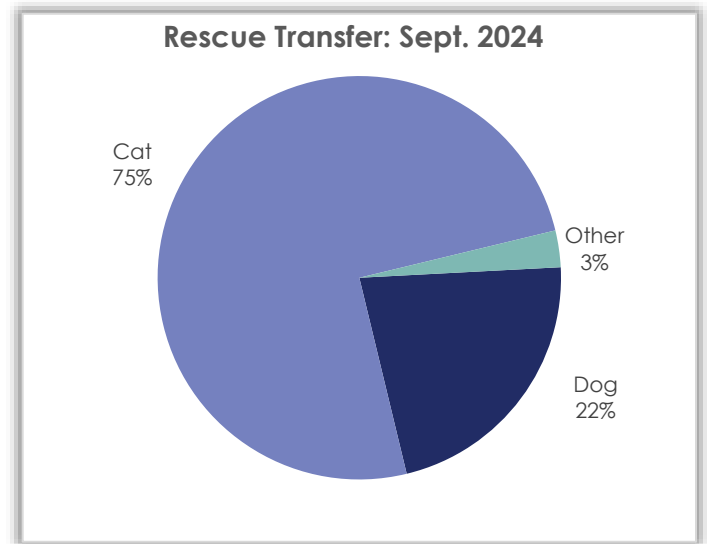


Monthly Operations Report – Sept. 2024

Rescue Transfer

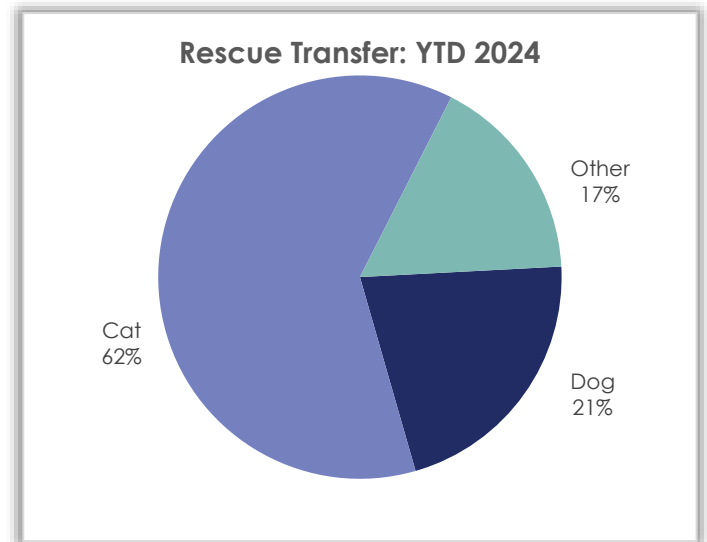
Rescue Transfer by Species – Month/Year Comparison

Species	Sept. 2024	Sept. 2023	Sept. 2022
Dog	15	17	4
Cat	51	56	34
Domestic Rabbit	2	2	0
Turtle	0	1	0
Guinea Pig	0	0	3
Total	68	76	41



Rescue Transfer by Species – YTD/Year Comparison

Species	YTD 2024	YTD 2023	YTD 2022
Dog	164	158	68
Cat	475	397	149
Other	128	13	8
Total	767	568	225

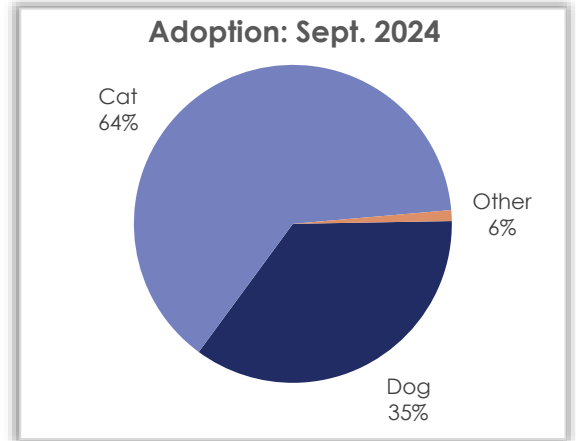


Monthly Operations Report – Sept. 2024

Adoption

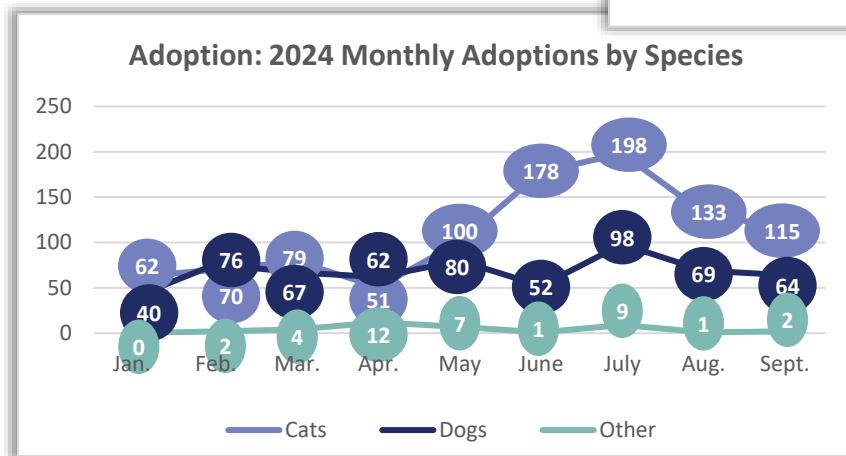
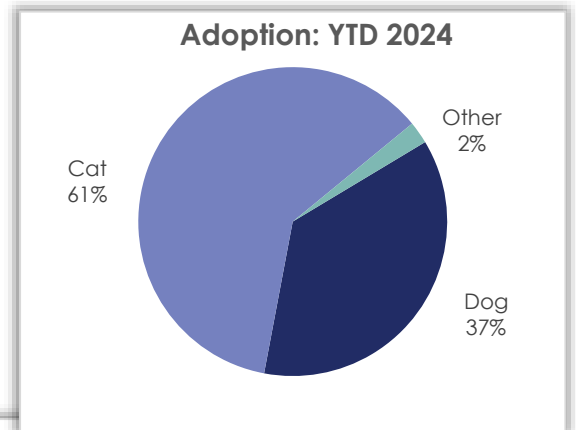
Adoption by Species – Month/Year Comparison

Species	Sept. 2024	Sept. 2023	Sept. 2022
Dog	64	57	67
Cat	115	153	196
Chicken	1	6	1
Potbelly Pig	1	0	0
Fish	0	1	0
Hermit Crab	0	1	0
Domestic Bird	0	0	3
Domestic Rabbit	0	0	1
Chinchilla	0	0	2
Total	181	218	270



Adoption by Species – YTD/Year Comparison

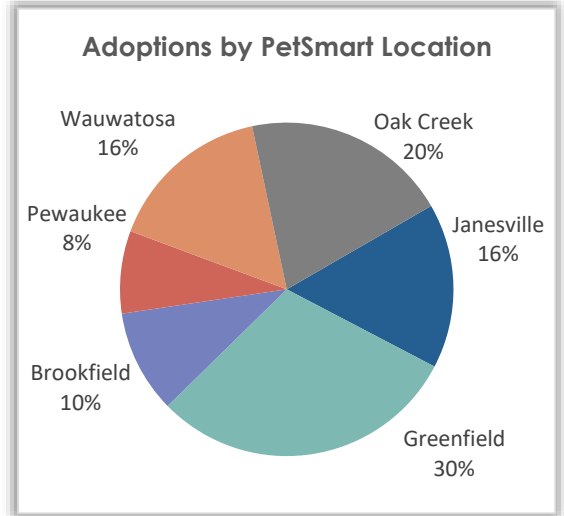
Species	YTD 2024	YTD 2023	YTD 2022
Dog	597	514	582
Cat	997	1,021	1,175
Other	38	83	79
Total	1,632	1,618	1,836



Monthly Operations Report – Sept. 2024

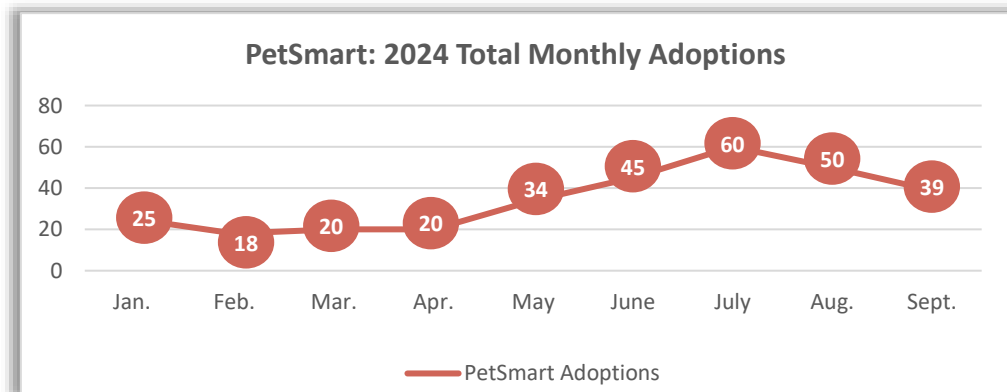
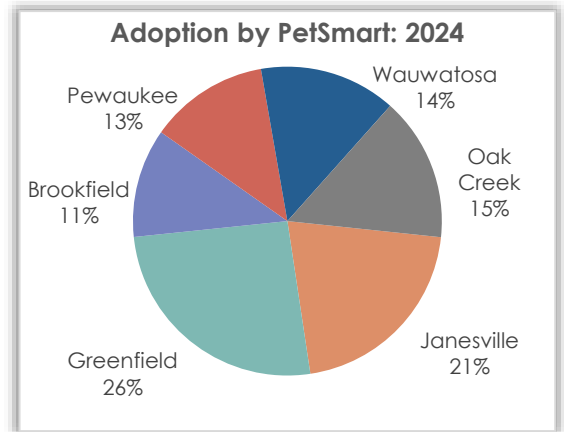
Off-site Adoptions by PetSmart Location – Month/Year Comparison

PetSmart Location	Sept. 2024	Sept. 2023	Sept. 2022
Machesney Park	-	0	7
Rockford	-	0	10
Janesville	8	16	14
Greenfield	8	18	20
Brookfield	0	9	12
Pewaukee	8	9	9
Wauwatosa	5	5	9
Oak Creek	10	9	-
Total	39	66	81



Off-site Adoptions by PetSmart Location – YTD/Year Comparison

PetSmart Location	YTD 2024	YTD 2023	YTD 2022
Machesney Park	-	0	41
Rockford	-	2	24
Janesville	65	77	86
Greenfield	78	104	117
Brookfield	31	56	76
Pewaukee	42	60	34
Wauwatosa	44	52	82
Oak Creek	51	40	-
Total	311	391	460

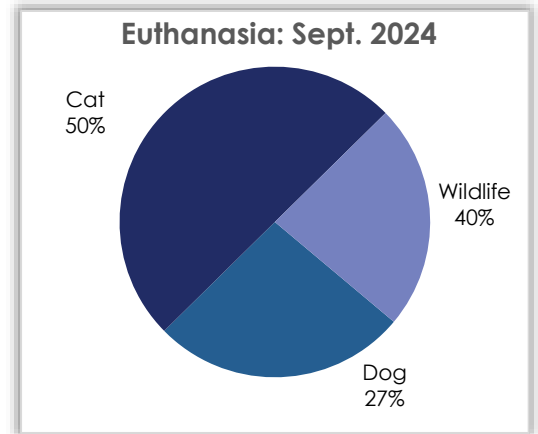


Monthly Operations Report – Sept. 2024

Euthanasia

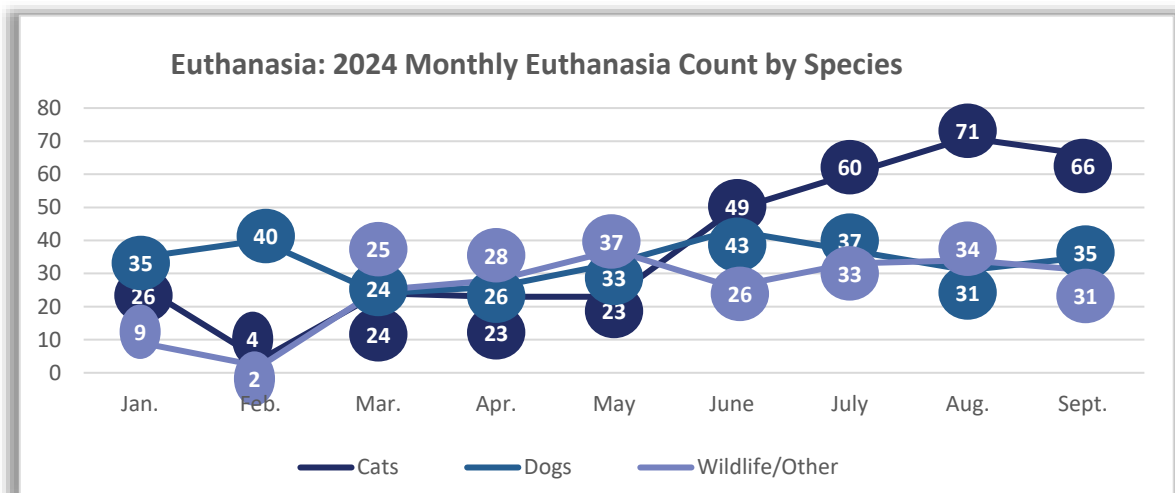
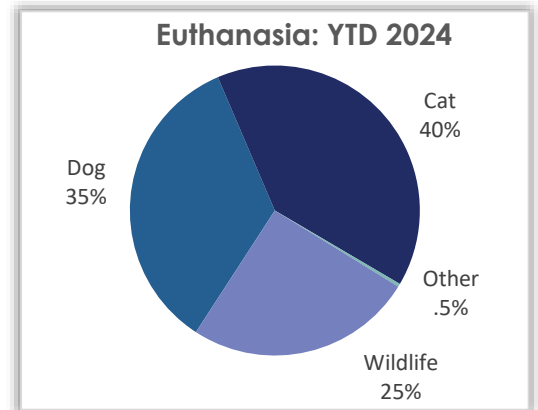
Euthanasia by Species – Month/Year Comparison

Species	Sept. 2024	Sept. 2023	Sept. 2022
Dog	35	35	18
Cat	66	46	32
Other	0	0	0
Wildlife	31	18	103
Total	132	99	153



Euthanasia by Species – YTD/Year Comparison

Species	YTD 2024	YTD 2023	YTD 2022
Dog	301	274	165
Cat	349	276	190
Other	3	4	2
Wildlife	222	212	460
Total	875	766	817



Monthly Operations Report – Sept. 2024

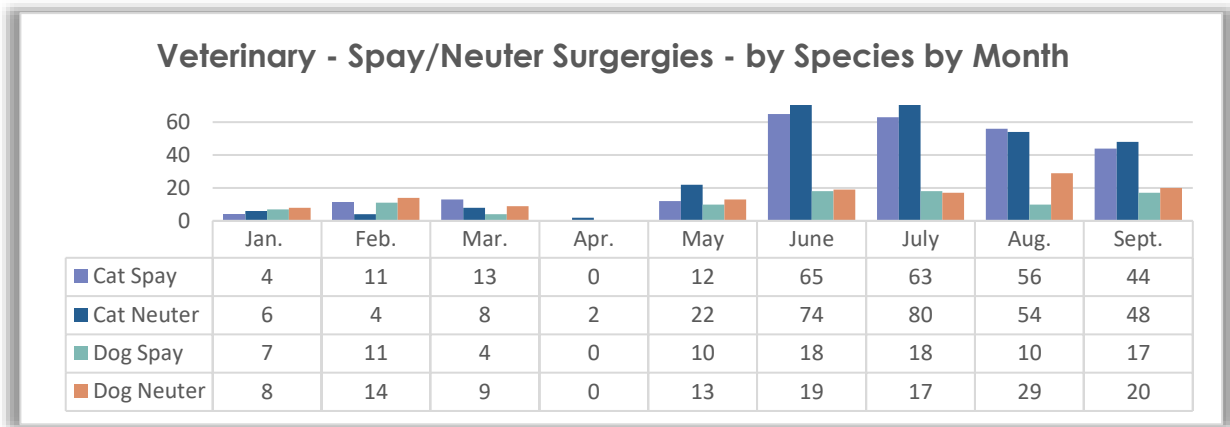
Veterinary Operations – Sept. 2024

Spay/Neuter Surgeries – Sept. Totals

	Dog	Cat	
Spay	17	44	61
Neuter	20	48	68
Total	37	92	129

Spay/Neuter Surgeries – YTD Totals

	Dog	Cat	
Spay	95	269	364
Neuter	129	298	427
Total	224	567	791



Veterinary – Other Procedures - 2024 by Month

Procedure	Jan	Feb	Mar	Apr	May	June	July	Aug	Sept	
Entropion	0	0	0	0	1	0	1	0	0	2
Repair Incision	0	0	0	0	0	1	0	1	0	2
Repair Umbilical Hernia	0	0	1	0	0	0	1	0	0	2
Remove Growth	0	0	0	0	2	2	0	0	1	5
Treat/Close Wound	0	0	0	0	2	1	0	3	0	6
Enucleation	0	0	0	0	0	0	0	1	0	1
Repair Cherry Eye	0	0	0	0	0	1	1	1	0	3
Tail Amputation	0	0	0	0	1	0	0	1	1	3
Leg Amputation	0	0	0	0	0	1	0	1	0	2
Shave Down/Groom	0	0	0	0	0	0	0	1	0	1
Cystotomy	0	0	0	0	0	0	1	0	0	1
C-Section	0	0	0	0	0	1	0	0	0	1
	0	0	1	0	6	7	4	9	2	29

