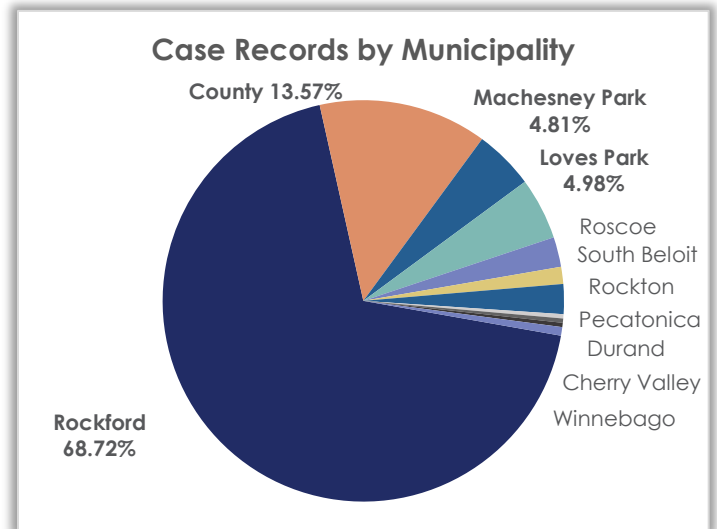


Monthly Operations Report – Nov. 2024

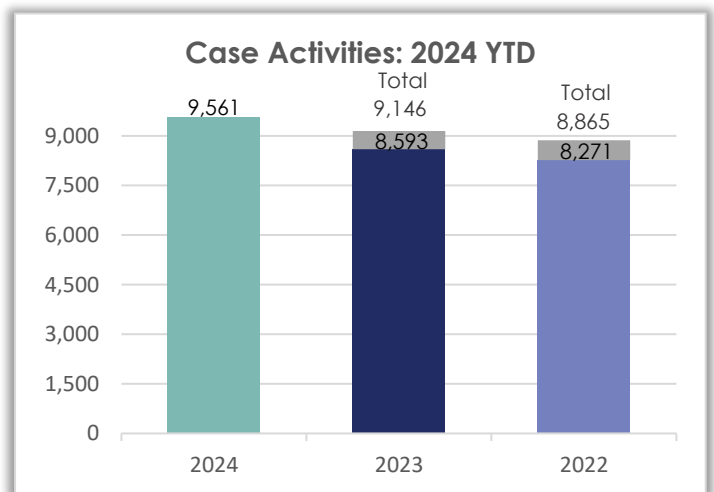
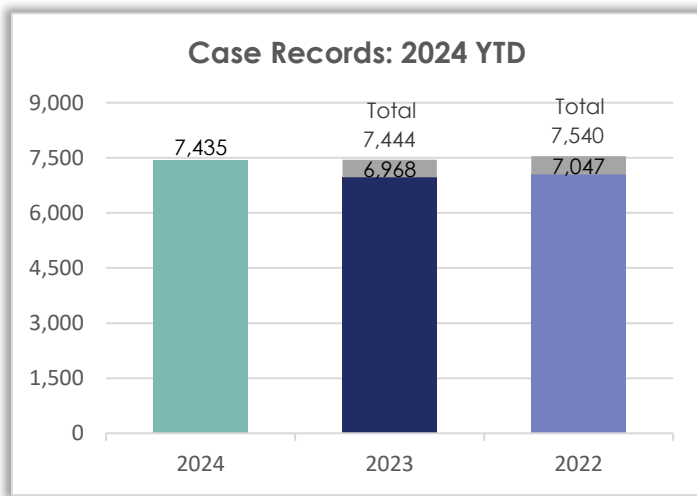
Field Services Case Records – Nov. 2024

Case Records by Municipality – Month/Year Comparison

Municipality	Nov. 2024	Nov. 2023	Nov. 2022
Rockford	400	331	338
County	79	75	90
Machesney Park	28	29	26
Loves Park	29	29	43
Rockton	14	7	4
Roscoe	8	5	10
South Beloit	14	8	5
Durand	2	5	1
Pecatonica	2	2	3
Winnebago	2	5	1
New Milford	0	1	0
Cherry Valley	4	2	6
Boone County	0	0	0
Other	0	0	1
Total	582	499	528



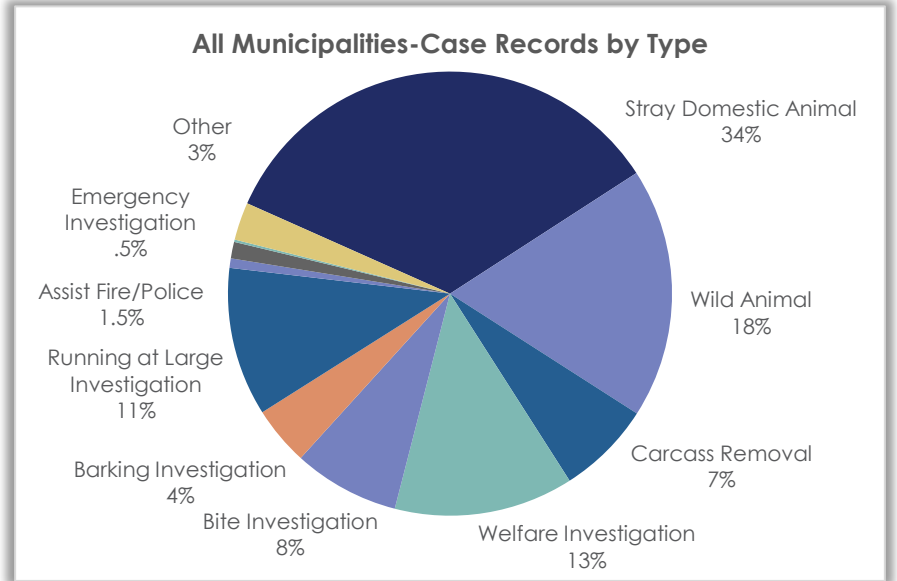
All Municipalities – Case Records & Activities: Year Comparison



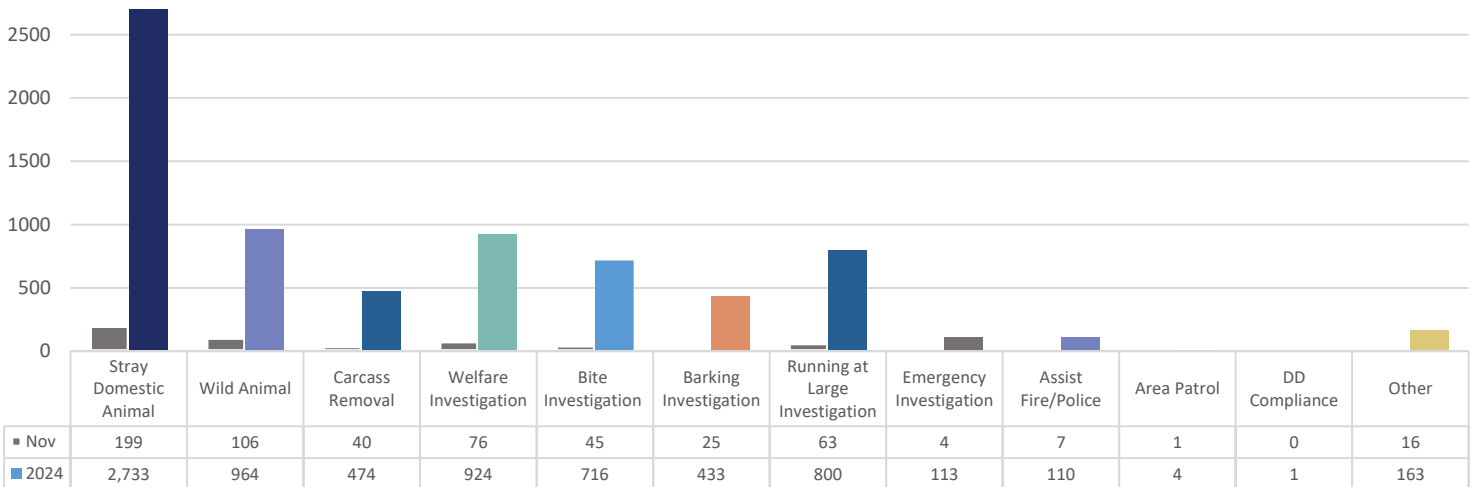
Monthly Operations Report – Nov. 2024

Case Records for All Municipalities by Case Record Type

Case Record Types	Nov. 2024
Stray Domestic Animal	199
Wild Animal	106
Carcass Removal	40
Welfare Investigation	76
Bite Investigation	45
Barking Investigation	25
Running at Large Investigation	63
Emergency Investigation	4
Assist Fire/Police Dept.	7
Area Patrol	1
Dangerous Dog Compliance	0
Other	16
	582



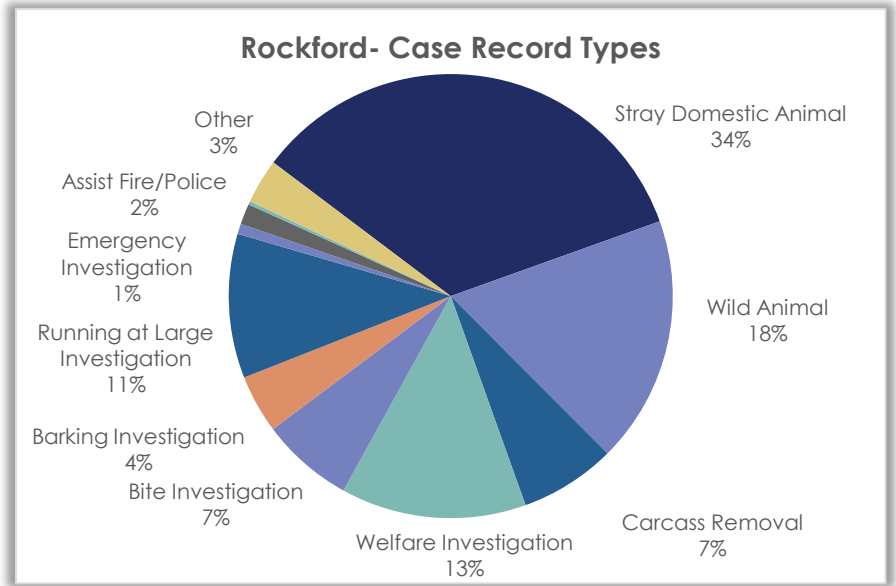
Case Records by Type: Month/Year Comparison



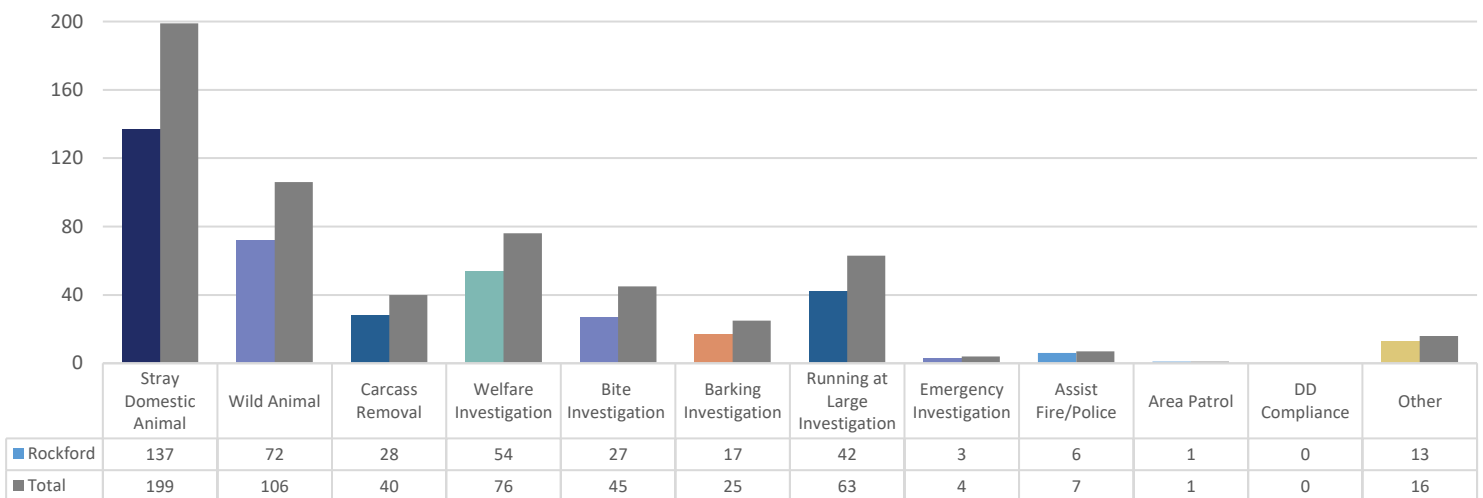
Monthly Operations Report – Nov. 2024

Case Records for Rockford by Case Record Type

Case Record Types	Nov. 2024
Stray Domestic Animal	137
Wild Animal	72
Carcass Removal	28
Welfare Investigation	54
Bite Investigation	27
Barking Investigation	17
Running at Large Investigation	42
Emergency Investigation	3
Assist Fire/Police Dept.	6
Area Patrol	1
Dangerous Dog Compliance	0
Other	13
	400



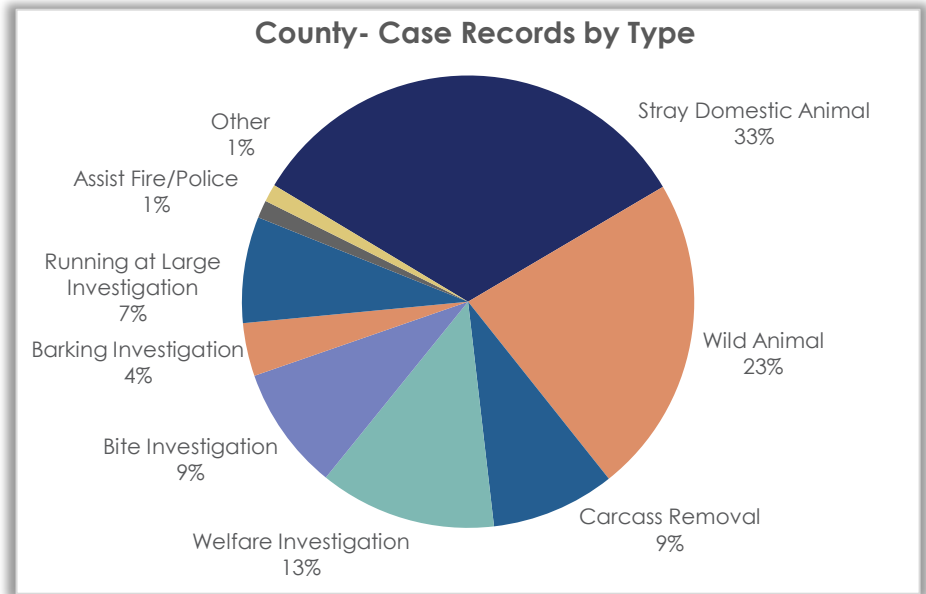
Case Records by Type: Rockford vs. Total Comparison



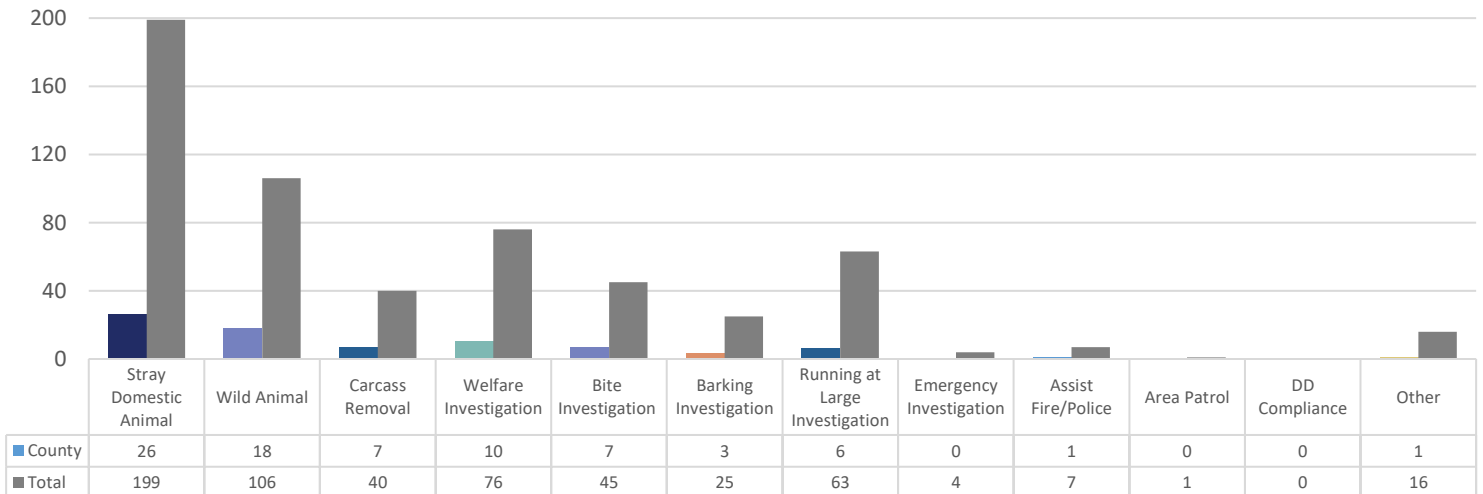
Monthly Operations Report – Nov. 2024

Case Records for the County by Case Record Type

Case Record Types	Nov. 2024
Stray Domestic Animal	26
Wild Animal	18
Carcass Removal	7
Welfare Investigation	10
Bite Investigation	7
Barking Investigation	3
Running at Large Investigation	6
Emergency Investigation	0
Assist Fire/Police Dept.	1
Area Patrol	0
Dangerous Dog Compliance	0
Other	1
	79



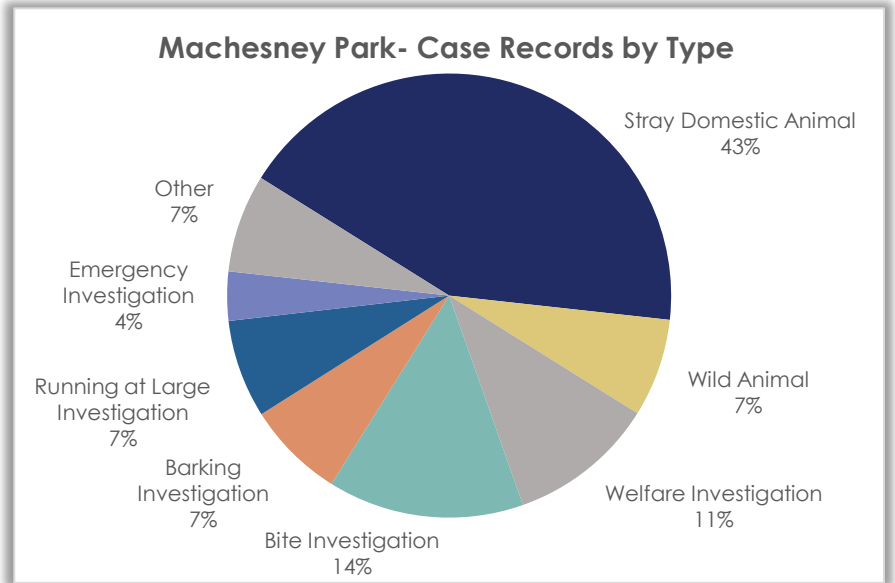
Case Records by Type: Comparison- County vs. Total



Monthly Operations Report – Nov. 2024

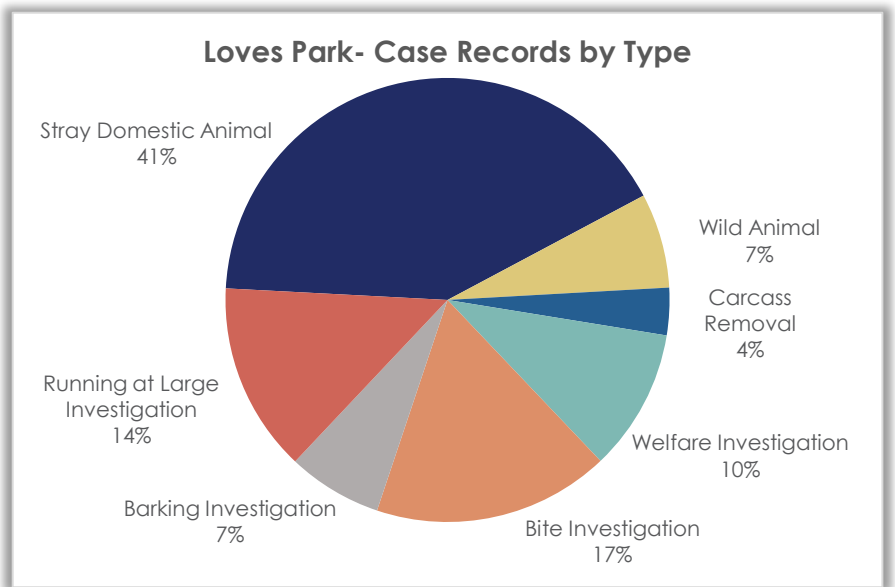
Case Records for Machesney Park by Case Record Type

Case Record Types	Nov. 2024
Stray Domestic Animal	12
Wild Animal	2
Carcass Removal	0
Welfare Investigation	3
Bite Investigation	4
Barking Investigation	2
Running at Large Investigation	2
Emergency Investigation	1
Assist Fire/Police Dept.	0
Area Patrol	0
DD Compliance	0
Other	2
	28



Case Records for Loves Park by Case Record Type

Case Record Types	Nov. 2024
Stray Domestic Animal	12
Wild Animal	2
Carcass Removal	1
Welfare Investigation	3
Bite Investigation	5
Barking Investigation	2
Running at Large Investigation	4
Emergency Investigation	0
Assist Fire/Police Dept.	0
Area Patrol	0
DD Compliance	0
Other	0
	29

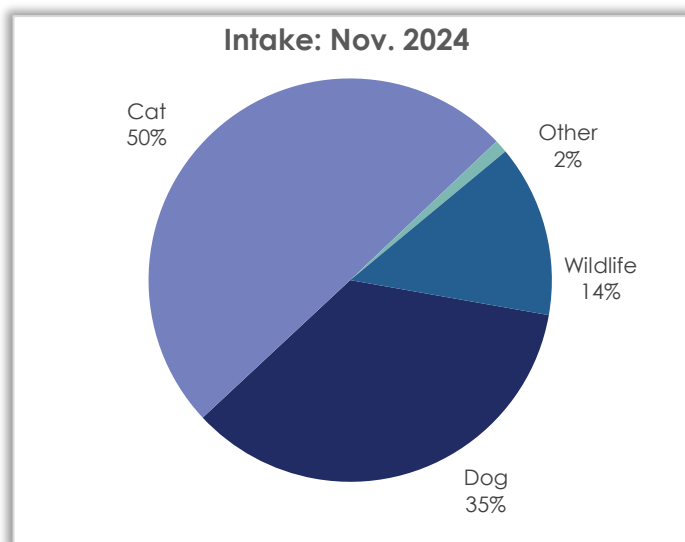


Monthly Operations Report – Nov. 2024

Intake Statistics – Nov. 2024

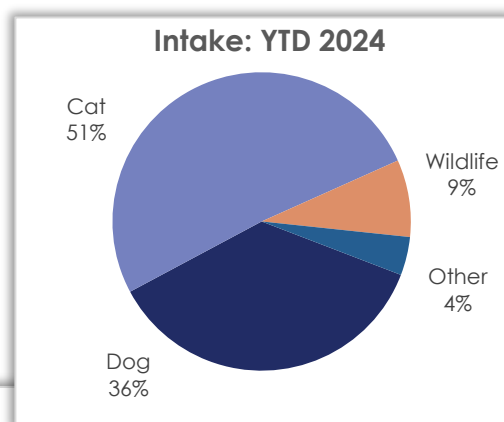
Intake by Species – Month/Year Comparison

Species	Nov. 2024	Nov. 2023	Nov. 2022
Dog	133	180	145
Cat	188	198	187
Potbelly Pig	1	0	1
Tarantula	0	1	0
Chicken	2	2	0
Guinea Pig	1	0	4
Domestic Rabbit	0	1	0
Wildlife	52	11	56
Total	377	393	393

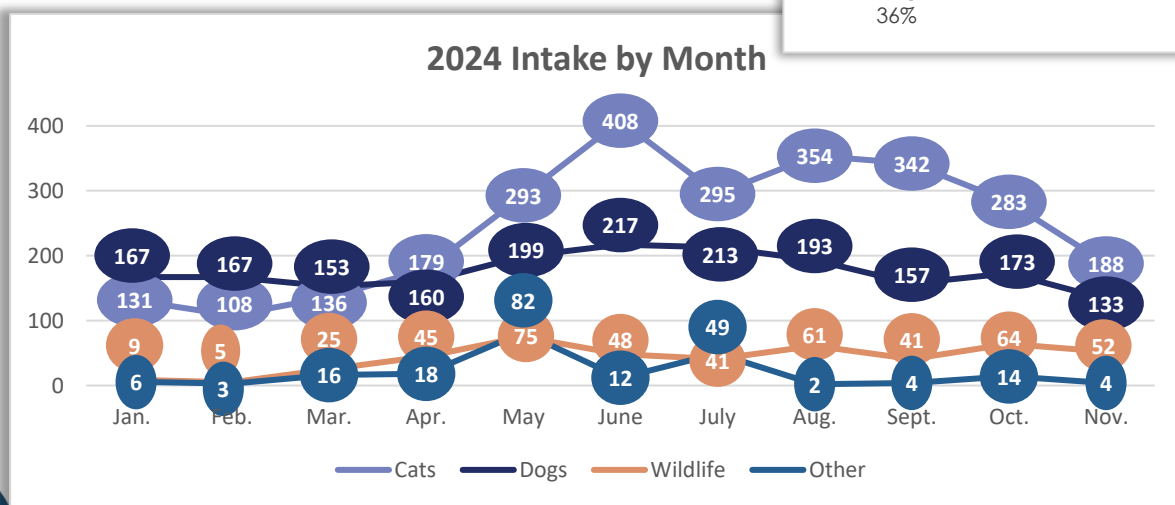


Intake by Species – YTD/Year Comparison

Species	YTD 2024	YTD 2023	YTD 2022
Dog	1,932	1,866	1,732
Cat	2,717	2,465	2,297
Wildlife	466	331	739
Other	210	132	133
Total	5,325	4,794	4,901



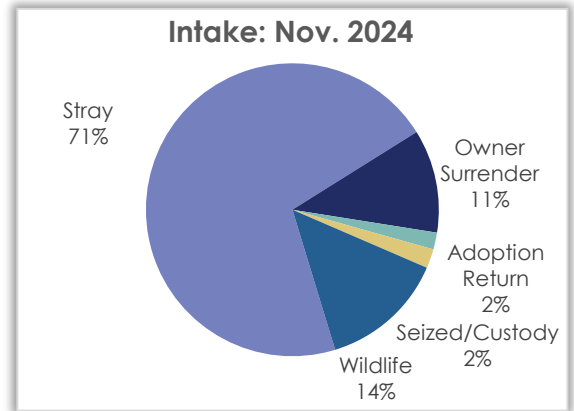
2024 Intake by Month



Monthly Operations Report – Nov. 2024

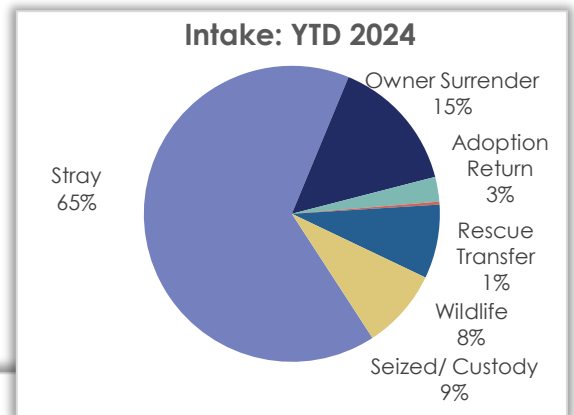
Intake by Type – Month/Year Comparison

Intake Type	Nov. 2024	Nov. 2023	Nov. 2022
Stray	267	296	273
Owner Surrender	43	46	29
Adoption Return	7	15	15
Rescue Transfer	0	0	2
Seized/Custody	8	25	18
Wildlife	52	11	56
Total	377	393	393

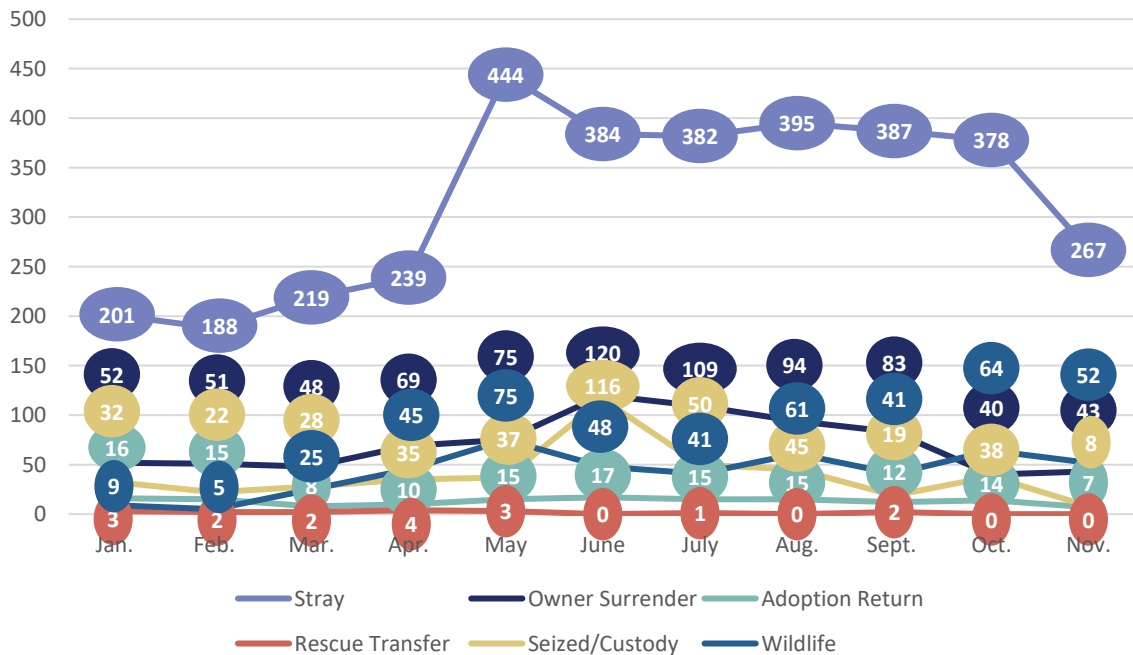


Intake by Type – YTD/Year Comparison

Intake Type	YTD 2024	YTD 2023	YTD 2022
Stray	3,484	3,327	3,036
Owner Surrender	784	619	543
Adoption Return	144	183	212
Rescue Transfer	17	11	57
Seized/Custody	430	323	314
Wildlife	466	331	739
Total	5,325	4,794	4,901



2024 Intake Type by Month



Monthly Operations Report – Nov. 2024

Stray Intake

Stray Intake by Species – Month/Year Comparison

Species	Nov. 2024	Nov. 2023	Nov. 2022
Dog	98	127	105
Cat	167	167	165
Other/Wildlife	2	2	3
Total	267	296	273

Owner Surrender

Owner Surrender by Species – Month/Year Comparison

Species	Nov. 2024	Nov. 2023	Nov. 2022
Dog	25	26	14
Cat	16	19	13
Other	2	1	2
Total	43	46	29

Adoption Return

Adoption Returns by Species – Month/Year Comparison

Species	Nov. 2024	Nov. 2023	Nov. 2022
Dog	3	8	11
Cat	4	7	4
Other	0	0	0
Total	7	15	15

Seized/Custody

Seized/Custody by Species – Month/Year Comparison

Species	Nov. 2024	Nov. 2023	Nov. 2022
Dog	7	19	14
Cat	1	5	4
Other	0	1	0
Total	8	25	18



Monthly Operations Report – Nov. 2024

Outcome Statistics – Nov. 2024

Return to Owner

Return to Owner by Species – Month/Year Comparison

Species	Nov. 2024	Nov. 2023	Nov. 2022
Dog	45	62	60
Cat	2	7	4
Other	1	0	0
Total	48	69	64

Return to Owner by Species – YTD/Year Comparison

Species	YTD 2024	YTD 2023	YTD 2022
Dog	611	655	650
Cat	81	65	68
Other	11	15	20
Total	703	735	738

TNR and RTF

Trap-Neuter-Return and Return-to-Field Outcomes by Month

	Jan.	Feb.	Mar.	Apr.	May	June	July	Aug.	Sept	Oct	Nov	
TNR	0	0	0	0	0	0	0	0	0	0	0	0
RTF	0	2	0	1	0	0	0	1	0	0	1	5
	0	2	0	1	0	0	0	1	0	0	1	

Wildlife

Wildlife Rehabilitation Month/Year and Year Comparisons

Nov. 2024

Nov. 2024	Nov. 2023	Nov. 2022
3	1	4

YTD 2024

YTD 2024	YTD 2023	YTD 2022
105	75	109

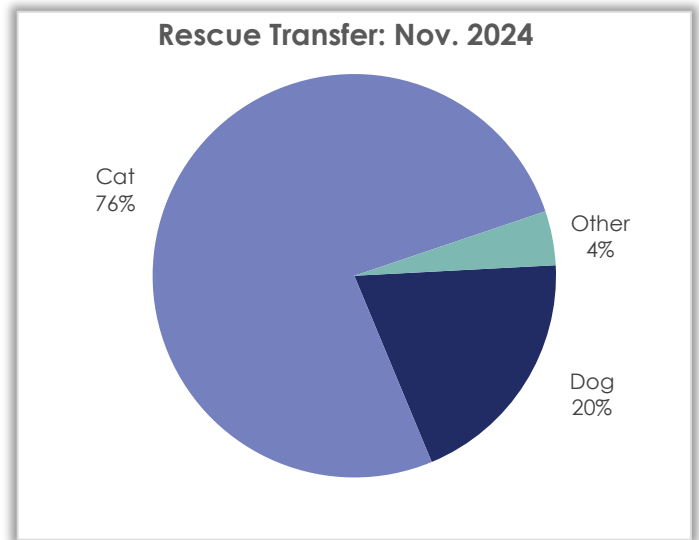


Monthly Operations Report – Nov. 2024

Rescue Transfer

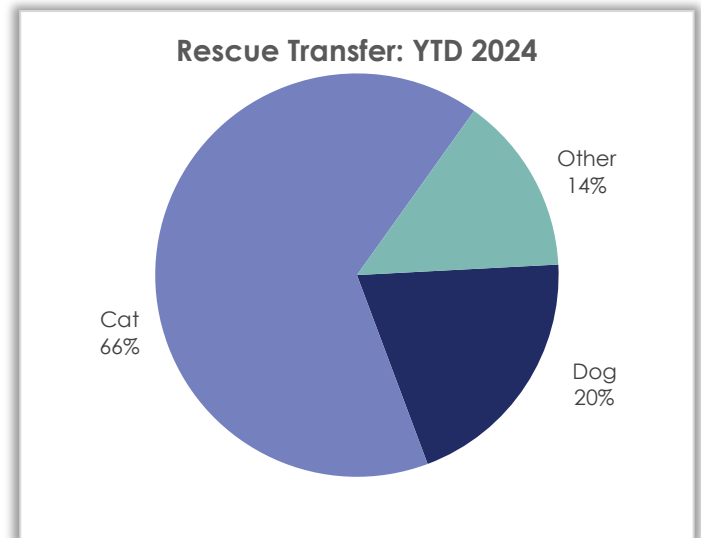
Rescue Transfer by Species – Month/Year Comparison

Species	Nov. 2024	Nov. 2023	Nov. 2022
Dog	9	18	16
Cat	35	63	46
Domestic Rabbit	2	0	1
Guinea Pig	0	0	2
Total	46	81	65



Rescue Transfer by Species – YTD/Year Comparison

Species	YTD 2024	YTD 2023	YTD 2022
Dog	183	190	93
Cat	596	528	209
Other	130	14	15
Total	909	732	317

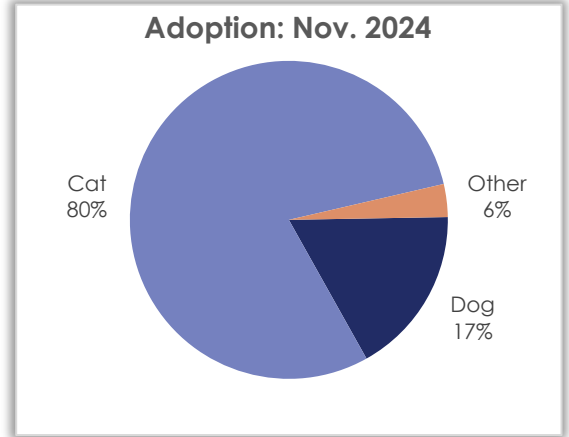


Monthly Operations Report – Nov. 2024

Adoption

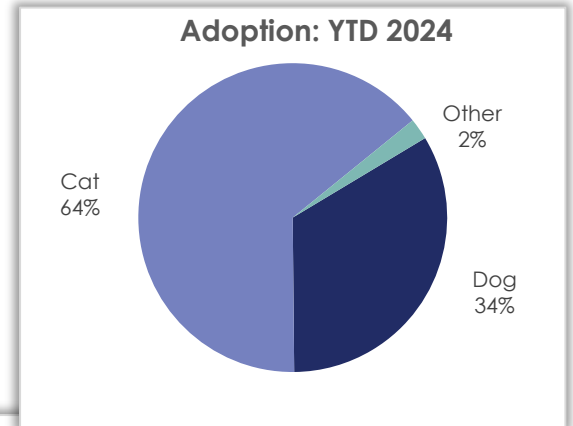
Adoption by Species – Month/Year Comparison

Species	Nov. 2024	Nov. 2023	Nov. 2022
Dog	41	52	50
Cat	190	169	159
Potbelly Pig	0	0	1
Guinea Pig	1	0	0
Chicken	3	2	0
Goat	1	0	0
Domestic Rabbit	0	0	2
Fish	3	0	0
Total	239	223	212

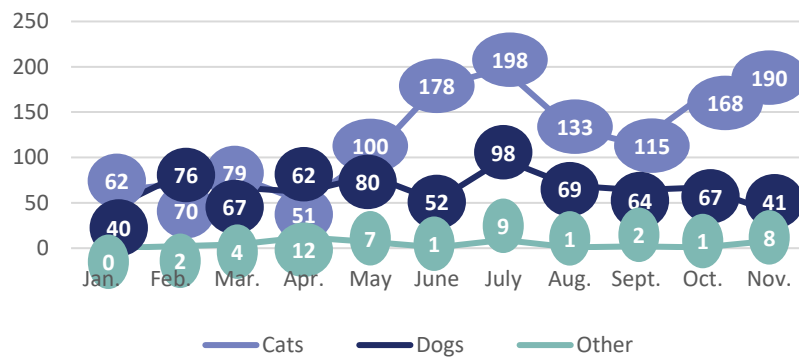


Adoption by Species – YTD/Year Comparison

Species	YTD 2024	YTD 2023	YTD 2022
Dog	705	616	699
Cat	1,355	1,351	1,531
Other	47	89	90
Total	2,107	2,056	2,320



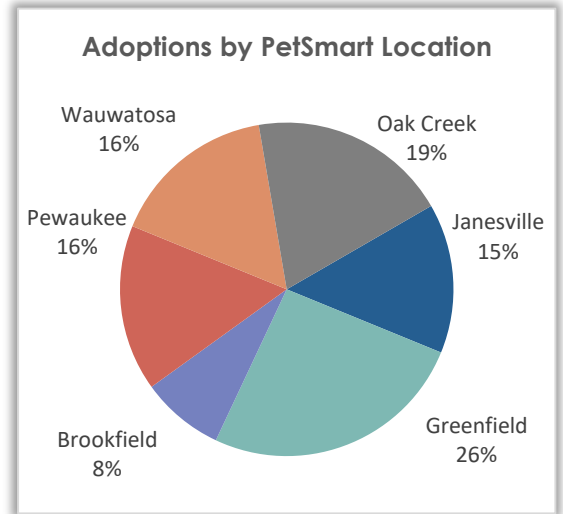
Adoption: 2024 Monthly Adoptions by Species



Monthly Operations Report – Nov. 2024

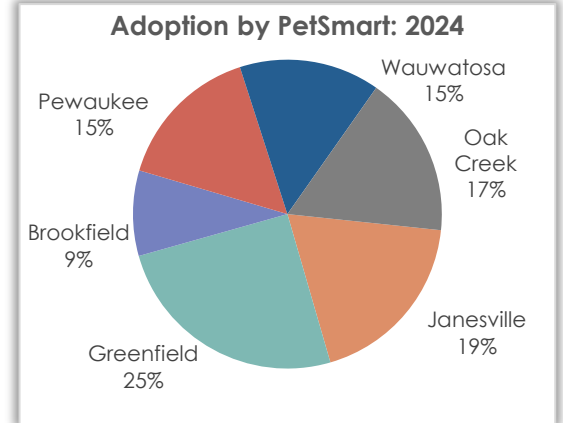
Off-site Adoptions by PetSmart Location – Month/Year Comparison

PetSmart Location	Nov. 2024	Nov. 2023	Nov. 2022
Machesney Park	-	0	0
Rockford	-	0	9
Janesville	9	8	17
Greenfield	16	10	12
Brookfield	5	6	11
Pewaukee	10	9	15
Wauwatosa	10	6	17
Oak Creek	12	13	-
Total	62	52	81

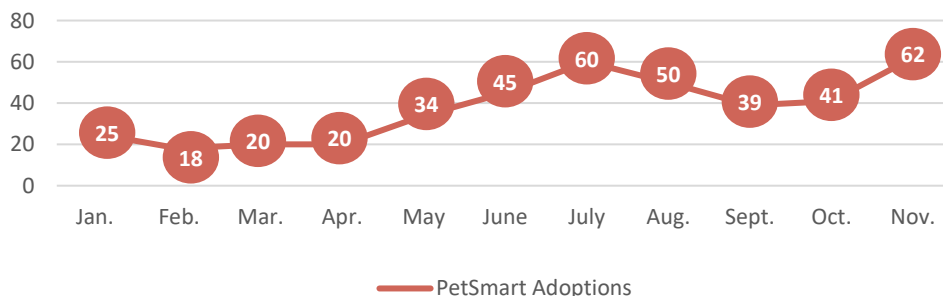


Off-site Adoptions by PetSmart Location – YTD/Year Comparison

PetSmart Location	YTD 2024	YTD 2023	YTD 2022
Machesney Park	-	0	42
Rockford	-	2	40
Janesville	78	92	115
Greenfield	104	129	144
Brookfield	37	66	99
Pewaukee	64	81	59
Wauwatosa	61	66	110
Oak Creek	70	71	-
Total	414	507	609



PetSmart: 2024 Total Monthly Adoptions

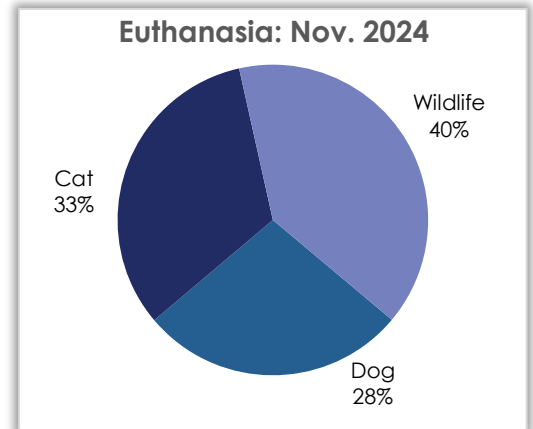


Monthly Operations Report – Nov. 2024

Euthanasia

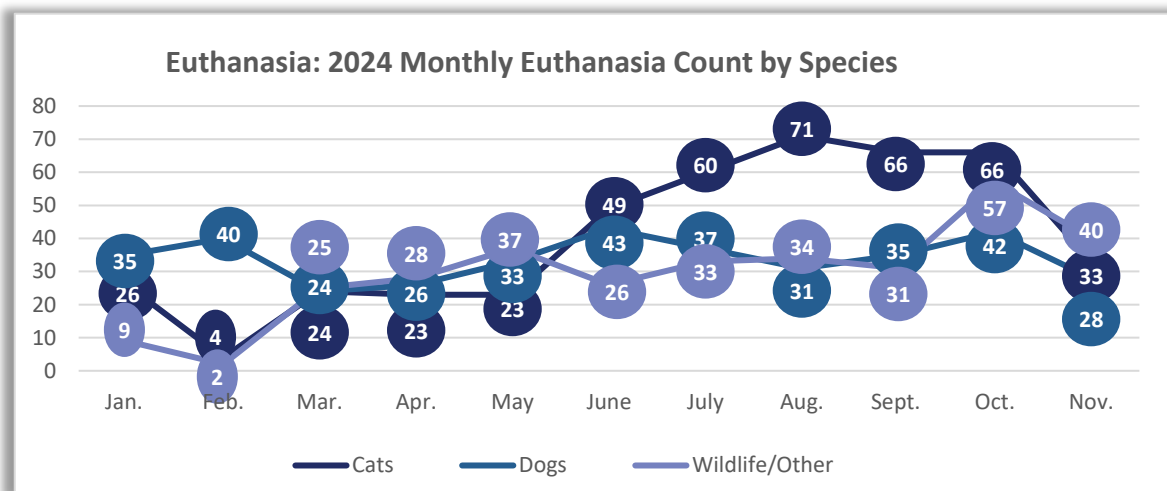
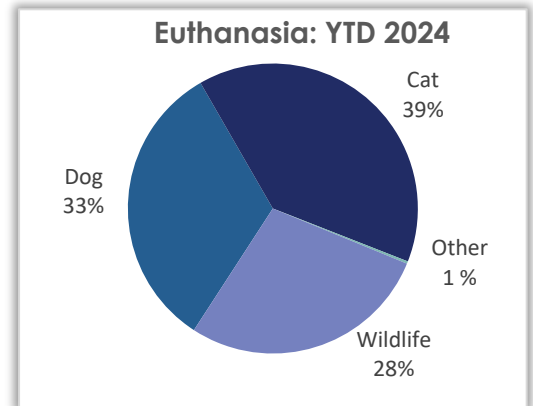
Euthanasia by Species – Month/Year Comparison

Species	Nov. 2024	Nov. 2023	Nov. 2022
Dog	28	37	20
Cat	33	27	19
Other	0	0	0
Wildlife	40	9	52
Total	101	73	91



Euthanasia by Species – YTD/Year Comparison

Species	YTD 2024	YTD 2023	YTD 2022
Dog	371	339	212
Cat	448	339	231
Other	3	4	4
Wildlife	319	230	589
Total	1,141	912	1,036



Monthly Operations Report – Nov. 2024

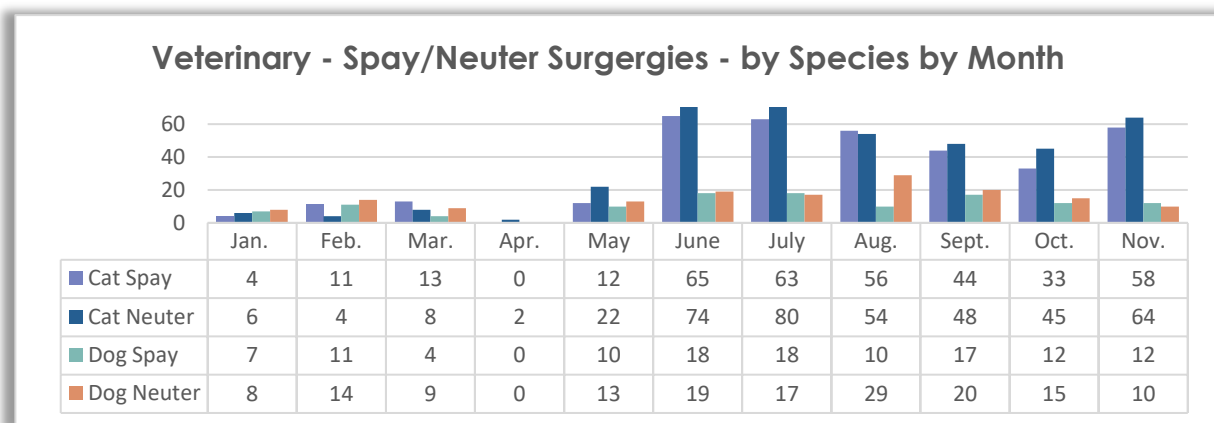
Veterinary Operations – Nov. 2024

Spay/Neuter Surgeries – Nov. Totals

	Dog	Cat	
Spay	12	58	70
Neuter	10	64	74
Total	22	122	144

Spay/Neuter Surgeries – YTD Totals

	Dog	Cat	
Spay	119	360	479
Neuter	154	407	561
Total	273	767	1,040



Veterinary – Other Procedures - 2024 by Month

Procedure	Jan	Feb	Mar	Apr	May	June	July	Aug	Sept	Oct	Nov	
Entropion	0	0	0	0	1	0	1	0	0	3	1	6
Repair Incision	0	0	0	0	0	1	0	1	0	0	0	2
Repair Umbilical Hernia	0	0	1	0	0	0	1	0	0	0	1	3
Remove Growth	0	0	0	0	2	2	0	0	1	2	2	9
Treat/Close Wound	0	0	0	0	2	1	0	3	0	2	2	10
Enucleation	0	0	0	0	0	0	0	1	0	0	2	3
Repair Cherry Eye	0	0	0	0	0	1	1	1	0	2	0	5
Tail Amputation	0	0	0	0	1	0	0	1	1	0	0	3
Leg Amputation	0	0	0	0	0	1	0	1	0	0	1	3
Shave Down/Groom	0	0	0	0	0	0	0	1	0	0	0	1
Cystotomy	0	0	0	0	0	0	1	0	0	0	0	1
C-Section	0	0	0	0	0	1	0	0	0	0	0	1
Remove part of Cornea	0	0	0	0	0	0	0	0	0	1	0	1
	0	0	1	0	6	7	4	9	2	10	9	48

