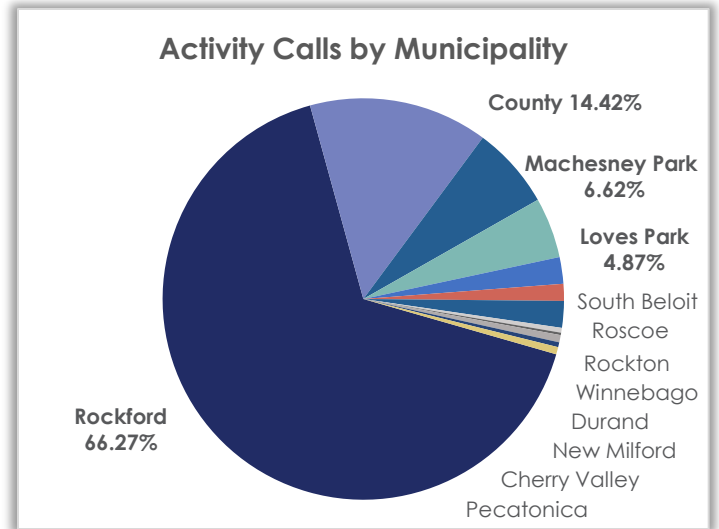


Monthly Operations Report – January 2025

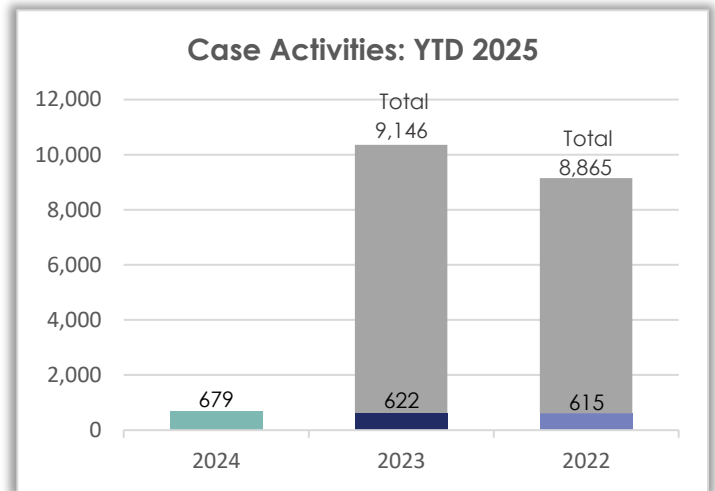
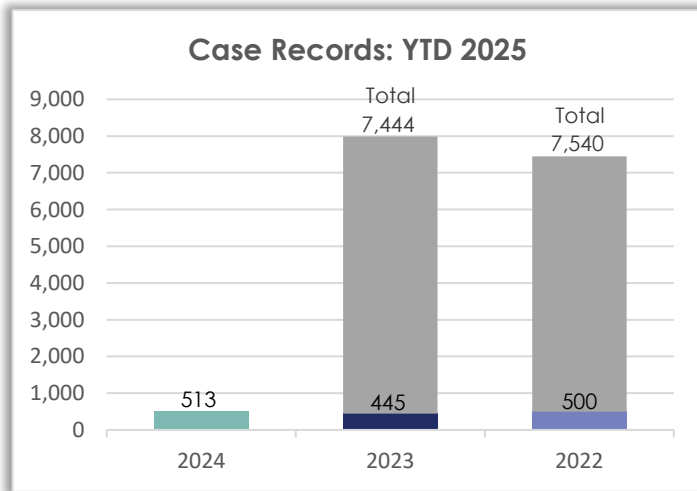
Field Services Case Records – January 2025

Case Records by Municipality – Month/Year Comparison

Municipality	Jan. 2025	Jan. 2024	Jan. 2023
Rockford	340	282	328
County	74	74	85
Machesney Park	34	21	40
Loves Park	25	33	18
Rockton	11	7	4
Roscoe	7	7	6
South Beloit	11	8	10
Durand	2	3	0
Pecatonica	1	1	0
Winnebago	3	5	5
New Milford	2	2	0
Cherry Valley	3	2	4
Boone County	0	0	0
Other	0	0	0
Total	513	445	500



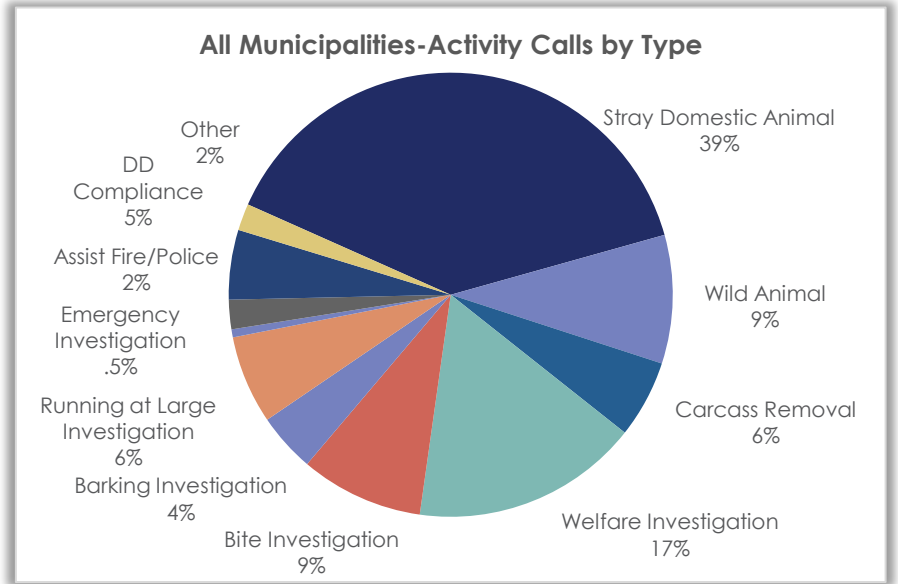
All Municipalities – Case Records & Case Activities: YTD/Year Comparison



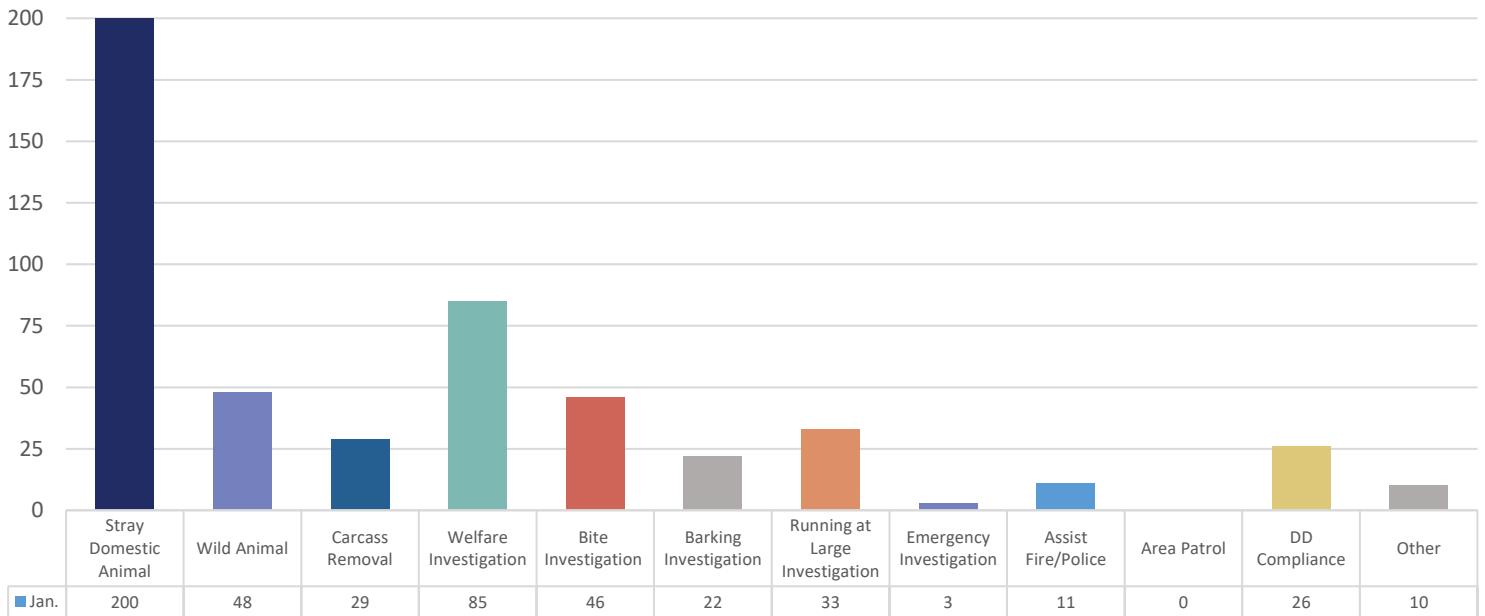
Monthly Operations Report – January 2025

Activity Calls for All Municipalities by Activity Call Type

Activity Call Types	Jan. 2025
Stray Domestic Animal	200
Wild Animal	48
Carcass Removal	29
Welfare Investigation	85
Bite Investigation	46
Barking Investigation	22
Running at Large Investigation	33
Emergency Investigation	3
Assist Fire/Police Dept.	11
Area Patrol	0
Dangerous Dog Compliance	26
Other	10
	513



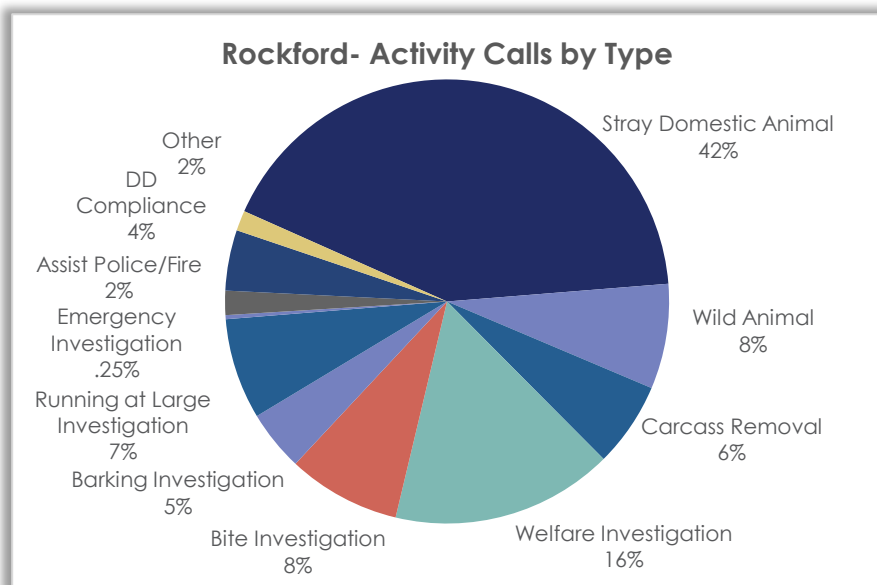
Activity Calls by Type: January 2025



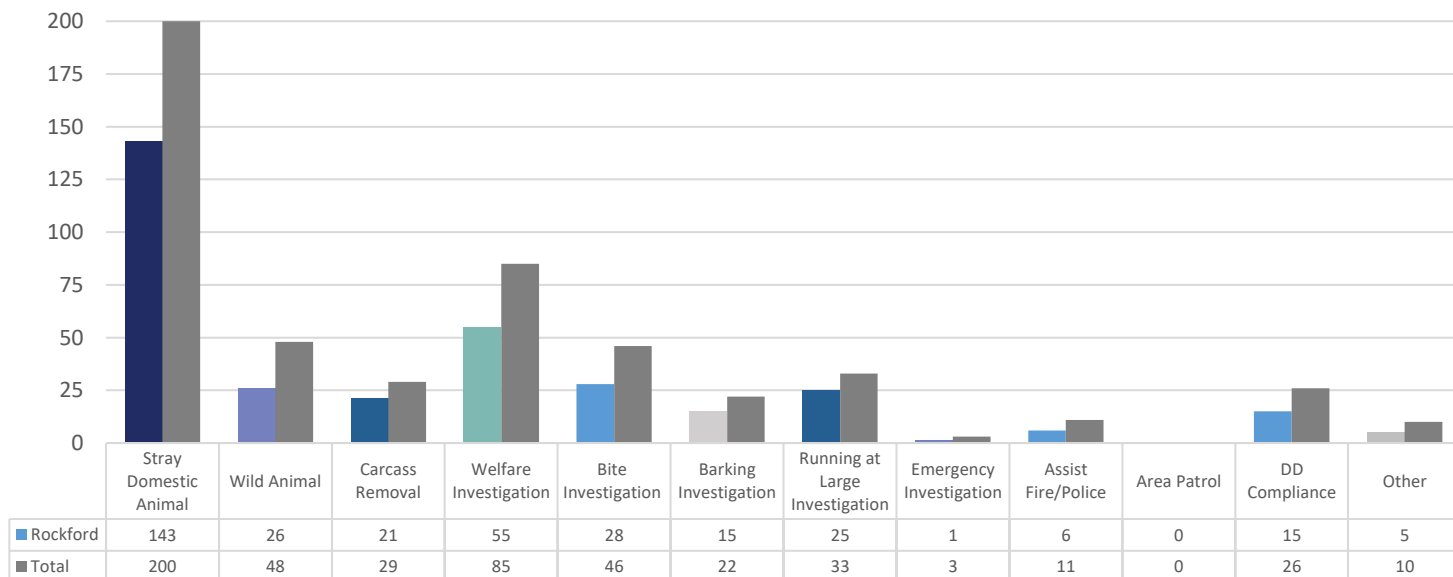
Monthly Operations Report – January 2025

Activity Calls for Rockford by Activity Call Type

Activity Call Types	Jan. 2025
Stray Domestic Animal	143
Wild Animal	26
Carcass Removal	21
Welfare Investigation	55
Bite Investigation	28
Barking Investigation	15
Running at Large Investigation	25
Emergency Investigation	1
Assist Fire/Police Dept.	6
Area Patrol	0
Dangerous Dog Compliance	15
Other	5
	340



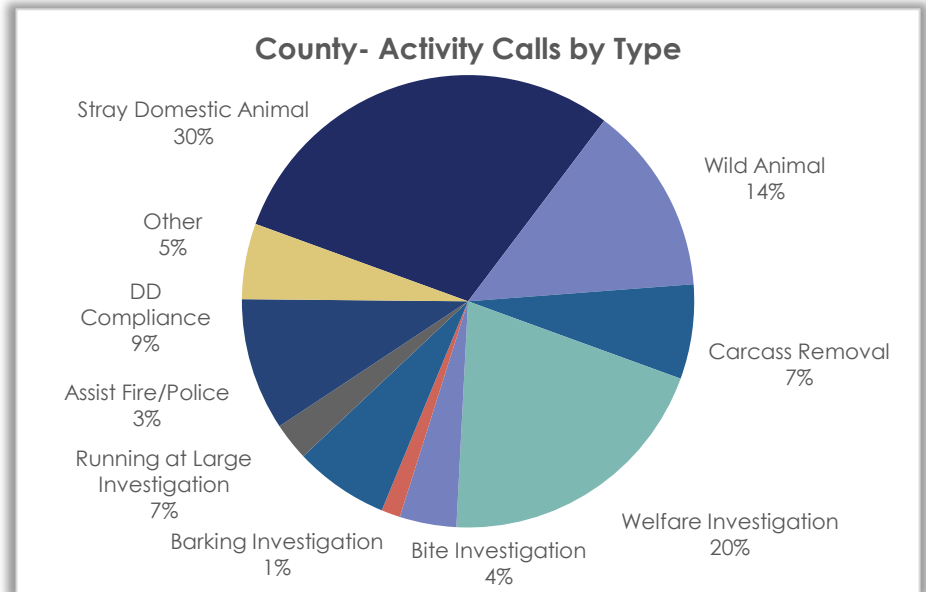
Activity Calls by Type: Rockford vs. Total Comparison



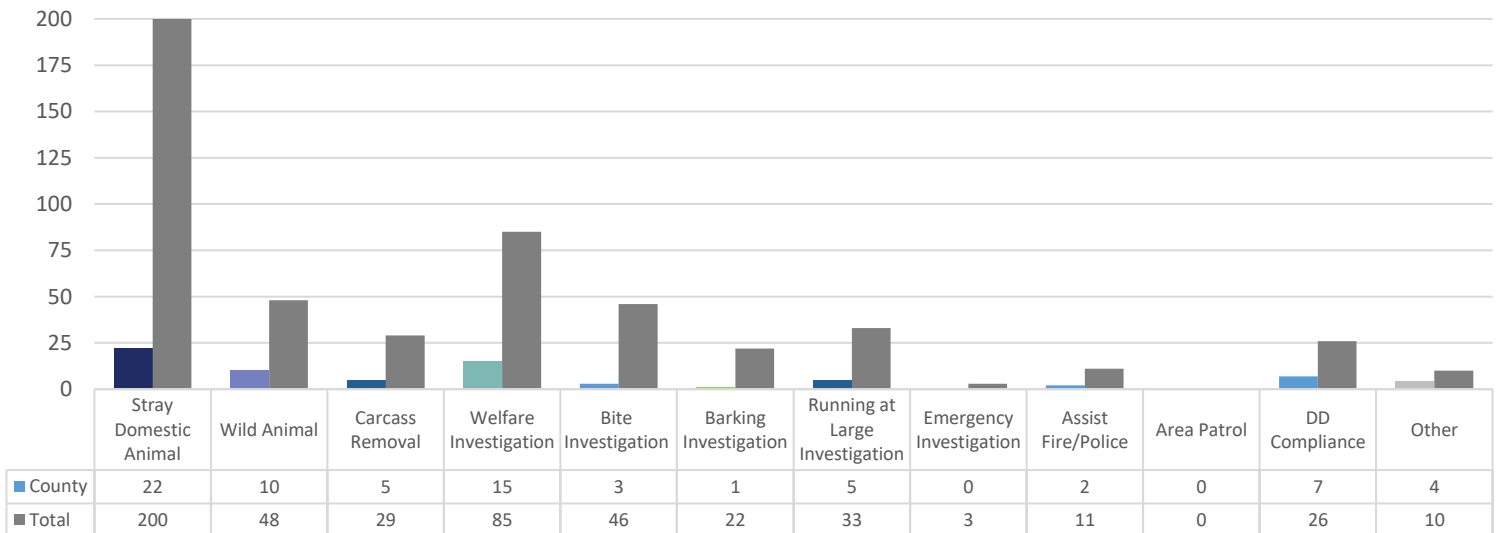
Monthly Operations Report – January 2025

Activity Calls for the County by Activity Call Type

Activity Call Types	Jan. 2025
Stray Domestic Animal	22
Wild Animal	10
Carcass Removal	5
Welfare Investigation	15
Bite Investigation	3
Barking Investigation	1
Running at Large Investigation	5
Emergency Investigation	0
Assist Fire/Police Dept.	2
Area Patrol	0
Dangerous Dog Compliance	7
Other	4
	74



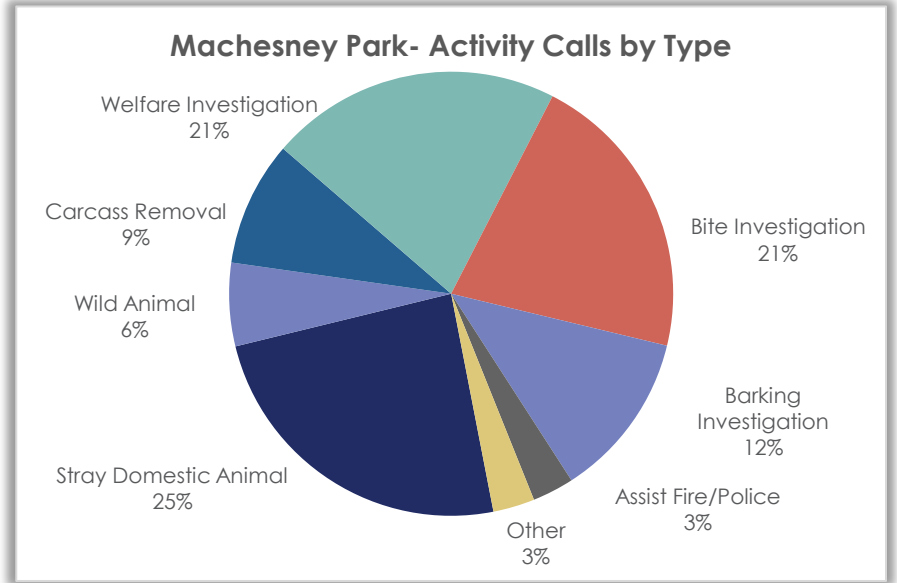
Activity Calls Type: Comparison- County vs. Total



Monthly Operations Report – January 2025

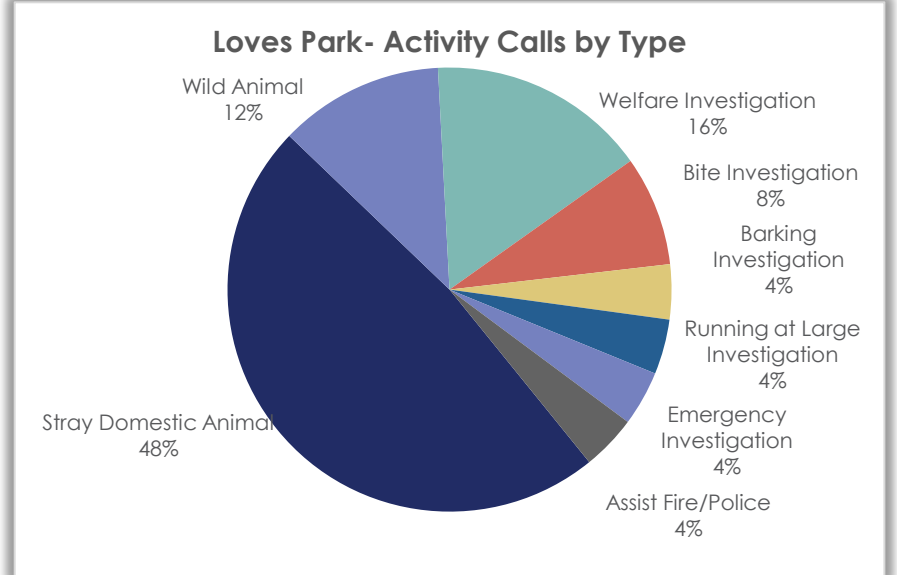
Activity Calls for Machesney Park by Activity Call Type

Activity Call Types	Jan. 2025
Stray Domestic Animal	8
Wild Animal	2
Carcass Removal	3
Welfare Investigation	7
Bite Investigation	7
Barking Investigation	4
Running at Large Investigation	0
Emergency Investigation	0
Assist Fire/Police Dept.	1
Area Patrol	0
Dangerous Dog Compliance	1
Other	1
	34



Activity Calls for Loves Park by Activity Call Type

Activity Call Types	Jan. 2025
Stray Domestic Animal	12
Wild Animal	3
Carcass Removal	0
Welfare Investigation	4
Bite Investigation	2
Barking Investigation	1
Running at Large Investigation	1
Emergency Investigation	1
Assist Fire/Police Dept.	1
Area Patrol	0
Dangerous Dog Compliance	0
Other	0
	25

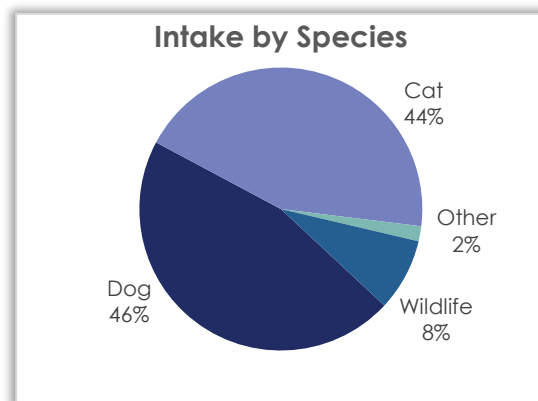


Monthly Operations Report – January 2025

Intake Statistics – January 2025

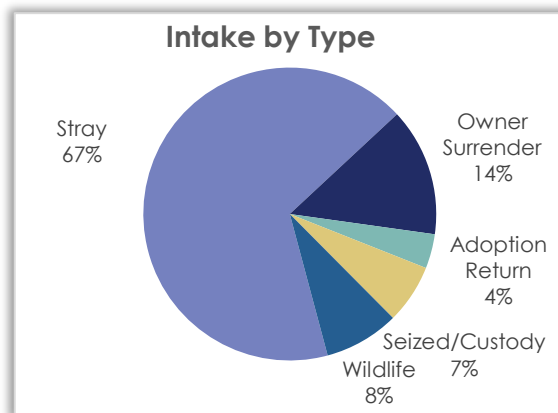
Intake by Species – Month/Year Comparison

Species	Jan. 2025	Jan. 2024	Jan. 2023
Dog	133	167	150
Cat	128	131	124
Fish	3	2	4
Guinea Pig	2	2	0
Ferret	0	2	0
Domestic Rabbit	0	0	3
Wildlife	24	9	40
Total	290	313	321



Intake by Type – Month/Year Comparison

Intake Type	Jan. 2025	Jan. 2024	Jan. 2023
Stray	195	201	180
Owner Surrender	41	52	63
Adoption Return	11	16	13
Rescue Transfer	0	3	2
Seized/Custody	19	32	23
Wildlife	24	9	40
Total	290	313	321



Monthly Operations Report – January 2025

Stray Intake

Stray Intake by Species – Month/Year Comparison

Species	Jan. 2025	Jan. 2024	Jan. 2023
Dog	104	100	106
Cat	91	99	74
Other/Wildlife	0	2	0
Total	195	201	180

Owner Surrender

Owner Surrender by Species – Month/Year Comparison

Species	Jan. 2025	Jan. 2024	Jan. 2023
Dog	11	32	21
Cat	28	20	39
Other	2	0	3
Total	41	52	63

Adoption Return

Adoption Returns by Species – Month/Year Comparison

Species	Jan. 2025	Jan. 2024	Jan. 2023
Dog	6	8	7
Cat	5	6	6
Other	0	2	0
Total	11	16	13

Seized/Custody

Seized/Custody by Species – Month/Year Comparison

Species	Jan. 2025	Jan. 2024	Jan. 2023
Dog	12	25	16
Cat	4	5	3
Other	3	2	4
Total	19	32	23



Monthly Operations Report – January 2025

Outcome Statistics – January 2025

Return to Owner

Return to Owner by Species – Month/Year Comparison

Species	January 2025	January 2024	January 2023
Dog	37	51	61
Cat	5	8	8
Hamster	0	1	0
Total	42	60	69

Trap-Neuter-Return and Return-to-Field Outcomes

	January 2025	January 2024	January 2023
TNR	0	0	0
RTF	0	0	1
	0	0	1

Wildlife Rehabilitation

January 2025	January 2024	January 2023
2	0	3

Rescue Transfer

Rescue Transfer by Species – Month/Year Comparison

Species	Jan. 2025	Jan. 2024	Jan. 2023
Dog	13	25	14
Cat	44	29	78
Guinea Pig	2	0	0
Turtle	0	2	0
Ferret	0	1	0
Domestic Rabbit	0	0	2
Total	59	57	94

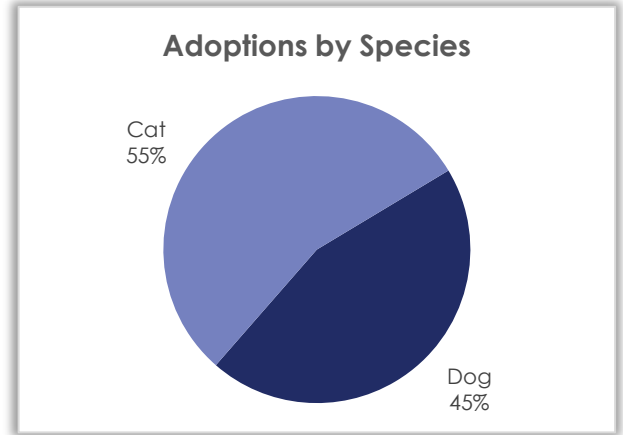


Monthly Operations Report – January 2025

Adoption

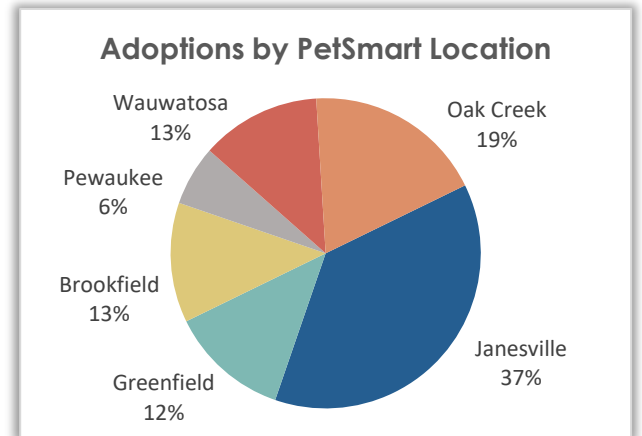
Adoption by Species – Month/Year Comparison

Species	Jan. 2025	Jan. 2024	Jan. 2023
Dog	59	40	52
Cat	72	62	58
Domestic Rabbit	0	0	1
Total	131	102	111



Off-site Adoptions by PetSmart Location – Month/Year Comparison

PetSmart Location	Jan. 2025	Jan. 2024	Jan. 2023
E. State St.	-	-	2
Janesville	6	7	3
Greenfield	2	7	3
Brookfield	2	3	0
Pewaukee	1	2	2
Wauwatosa	2	4	3
Oak Creek	3	2	-
Total	16	25	13

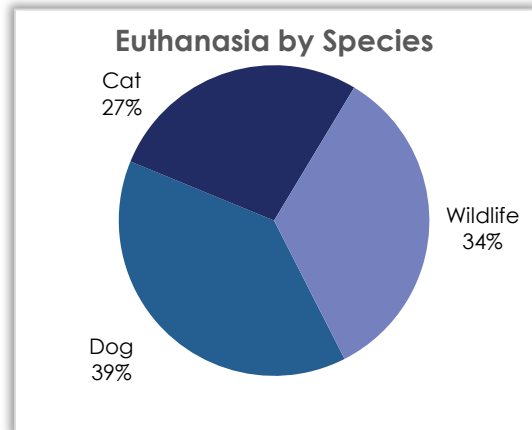


Monthly Operations Report – January 2025

Euthanasia

Euthanasia by Species – Month/Year Comparison

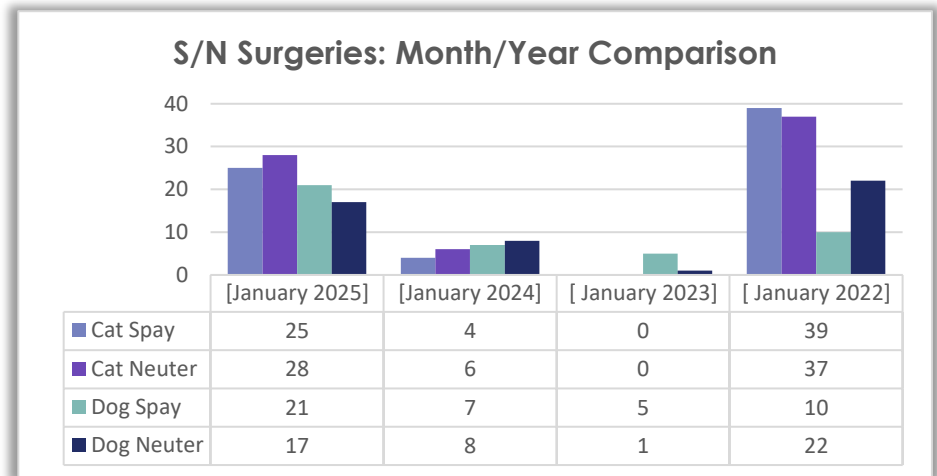
Species	Jan. 2025	Jan. 2024	Jan. 2023
Dog	24	35	28
Cat	17	26	8
Other	0	0	0
Wildlife	21	9	33
Total	62	70	69



Veterinary Operations – January 2025

Onsite Spay/Neuter Surgeries – January Totals

	Dog	Cat	Total
Spay	21	25	46
Neuter	17	28	45
Total	39	53	91



Veterinary – Other Procedures – January Totals

Procedure	Jan
Entropion	2
Repair Umbilical Hernia	1
Treat/Close Wound	4
Leg Amputation	1
Ear Tip	2
Total	10

