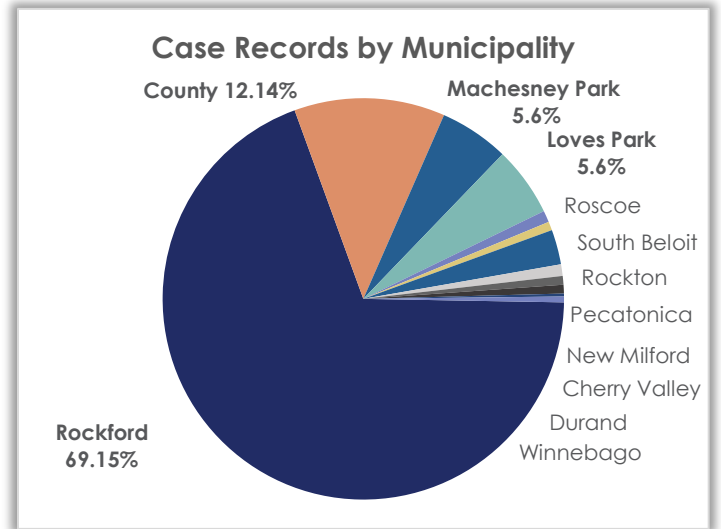


Monthly Operations Report – February 2025

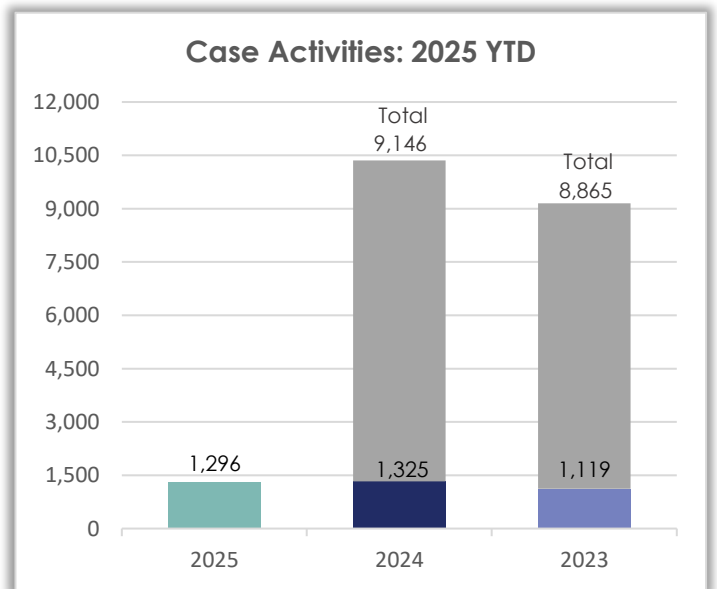
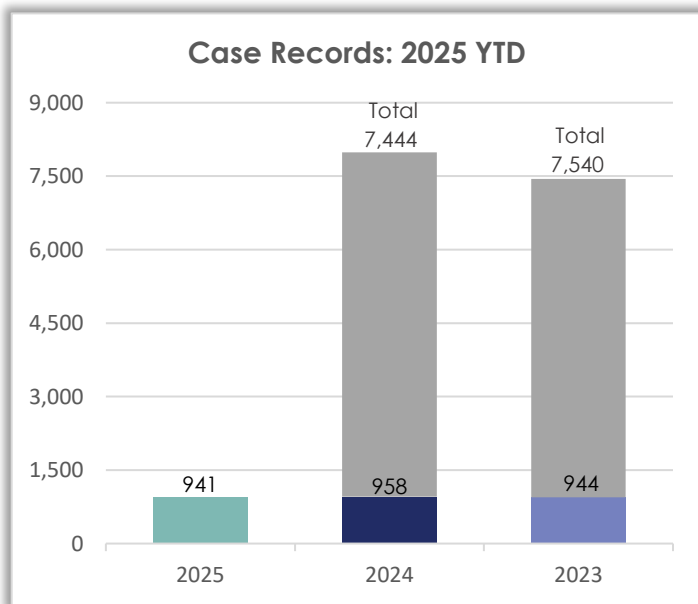
Field Services Case Records – February 2025

Case Records by Municipality – Month/Year Comparison

Municipality	Feb. 2025	Feb. 2024	Feb. 2023
Rockford	296	340	312
County	52	73	60
Machesney Park	24	36	19
Loves Park	24	38	30
Rockton	4	4	3
Roscoe	3	7	6
South Beloit	12	7	8
Durand	4	2	1
Pecatonica	3	0	0
Winnebago	3	1	2
New Milford	1	0	0
Cherry Valley	2	3	3
Boone County	0	0	0
Other	0	2	0
Total	428	513	444



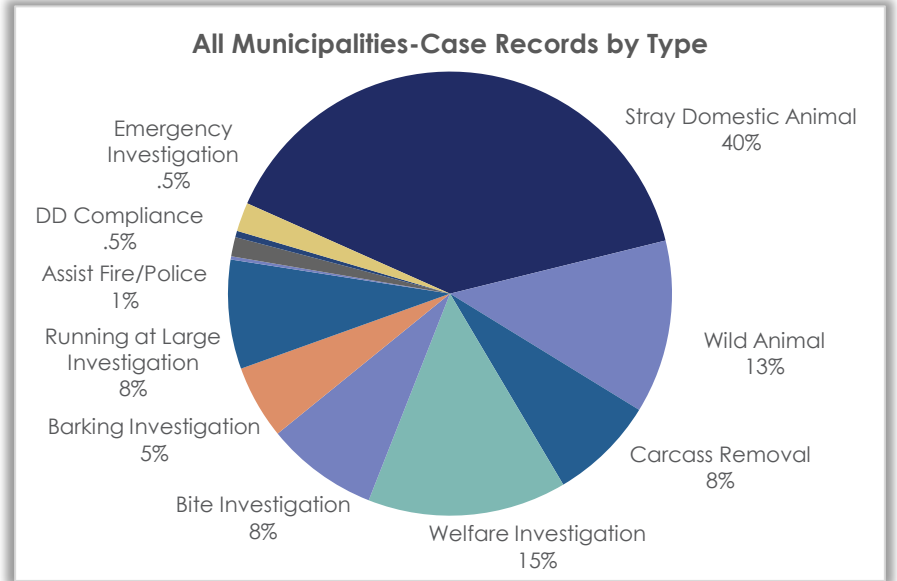
All Municipalities – Case Records & Activities: Year Comparison



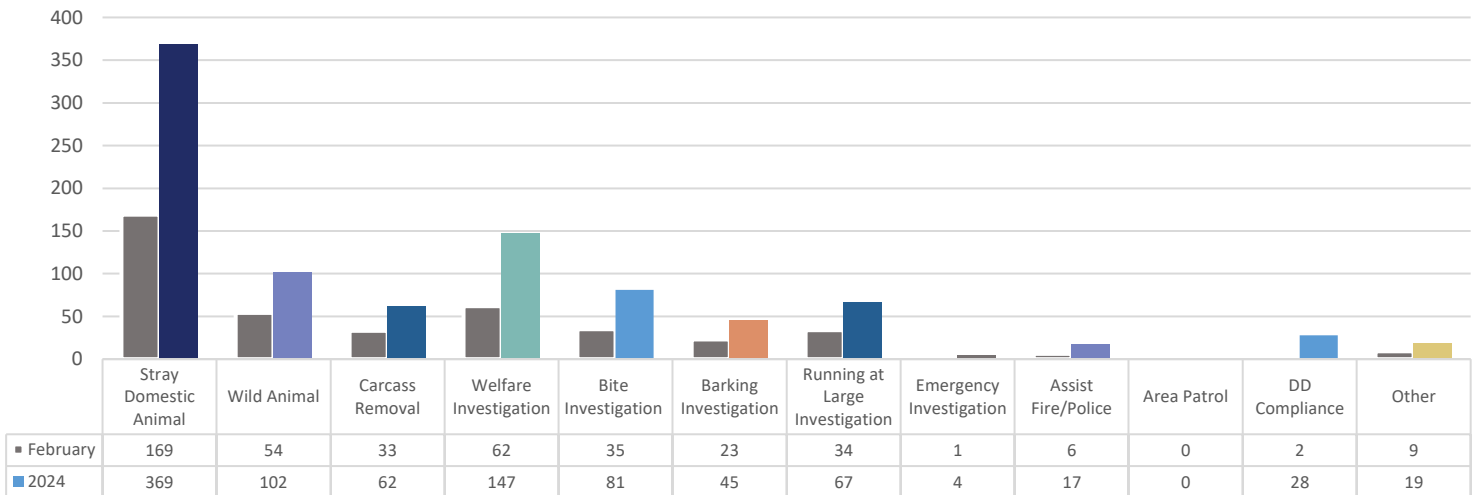
Monthly Operations Report – February 2025

Case Records for All Municipalities by Case Record Type

Case Record Types	Feb. 2025
Stray Domestic Animal	169
Wild Animal	54
Carcass Removal	33
Welfare Investigation	62
Bite Investigation	35
Barking Investigation	23
Running at Large Investigation	34
Emergency Investigation	1
Assist Fire/Police Dept.	6
Area Patrol	0
Dangerous Dog Compliance	2
Other	9
	428



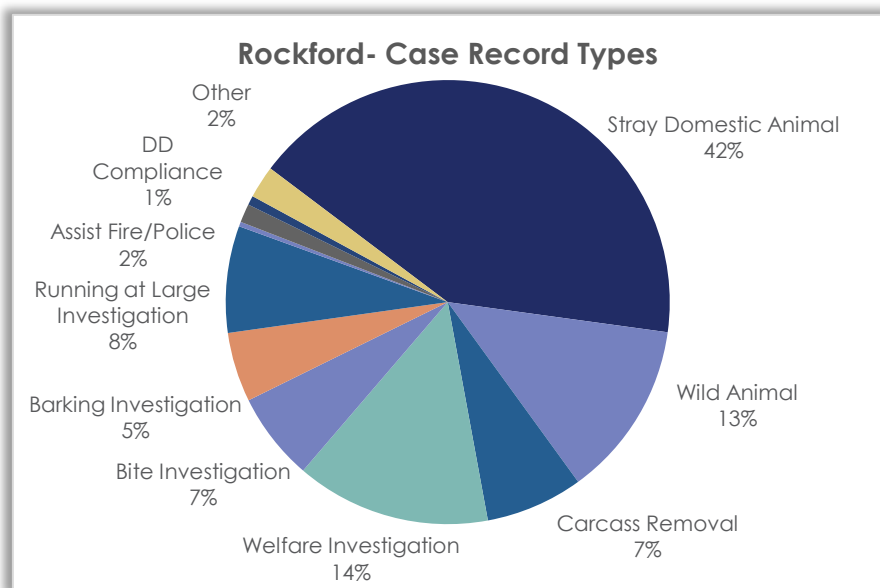
Case Records by Type: Month/Year Comparison



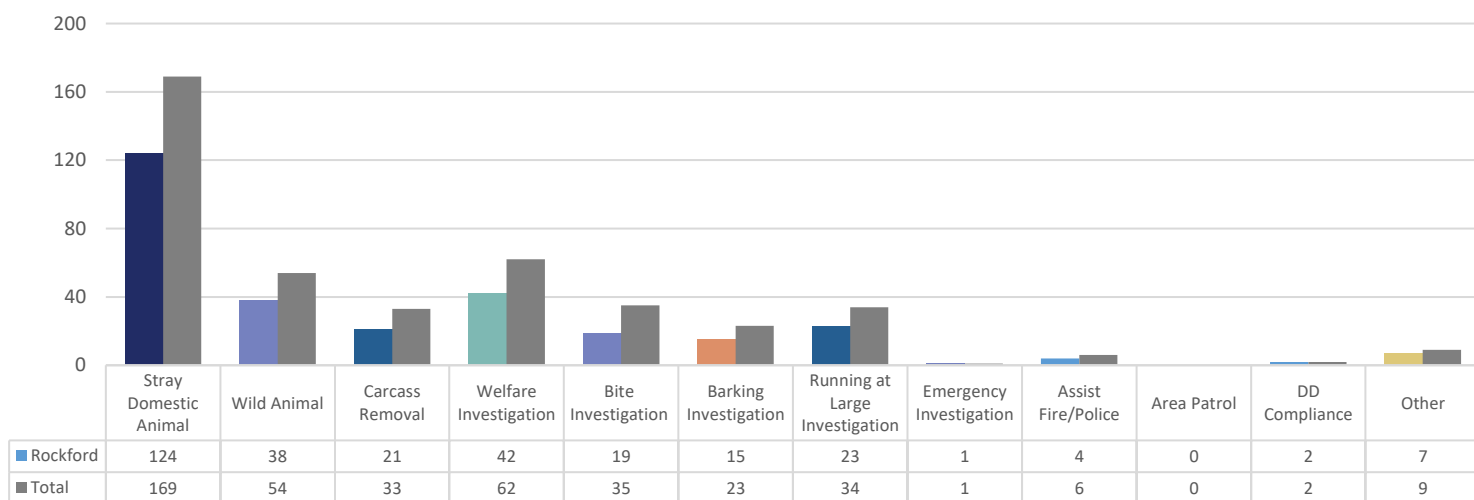
Monthly Operations Report – February 2025

Case Records for Rockford by Case Record Type

Case Record Types	Feb. 2025
Stray Domestic Animal	124
Wild Animal	38
Carcass Removal	21
Welfare Investigation	42
Bite Investigation	19
Barking Investigation	15
Running at Large Investigation	23
Emergency Investigation	1
Assist Fire/Police Dept.	4
Area Patrol	0
Dangerous Dog Compliance	2
Other	7
	296



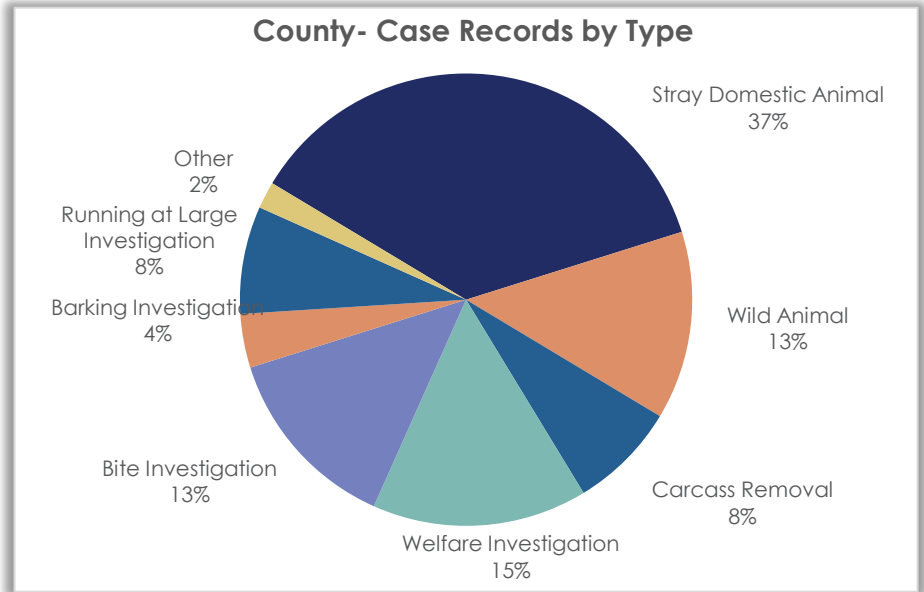
Case Records by Type: Rockford vs. Total Comparison



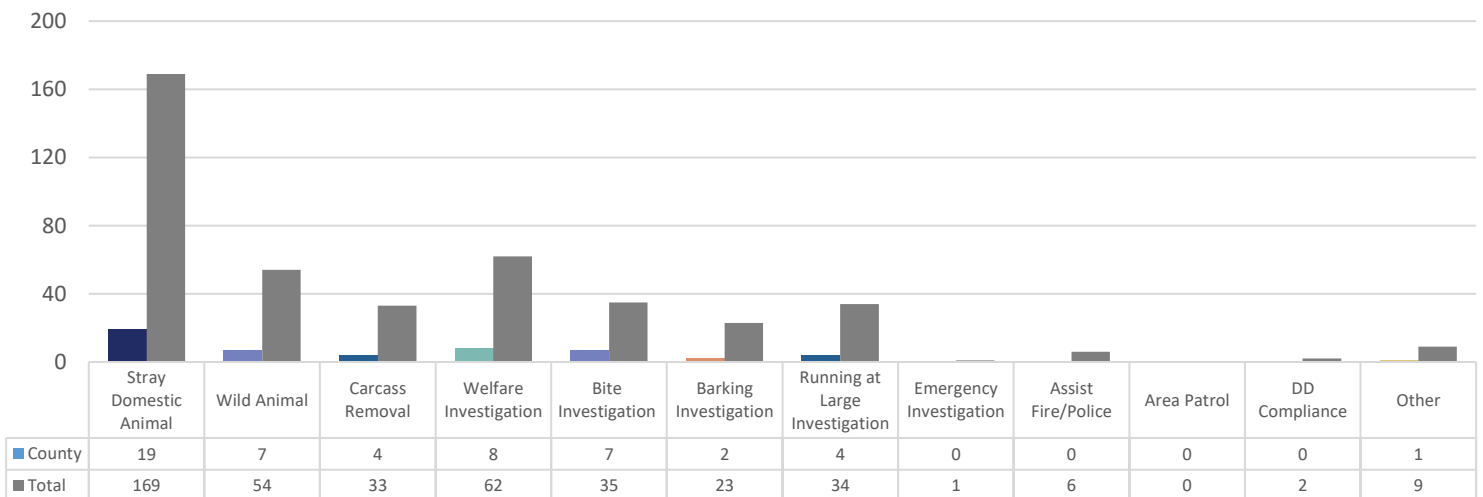
Monthly Operations Report – February 2025

Case Records for the County by Case Record Type

Case Record Types	Feb. 2025
Stray Domestic Animal	19
Wild Animal	7
Carcass Removal	4
Welfare Investigation	8
Bite Investigation	7
Barking Investigation	2
Running at Large Investigation	4
Emergency Investigation	0
Assist Fire/Police Dept.	0
Area Patrol	0
Dangerous Dog Compliance	0
Other	1
	52



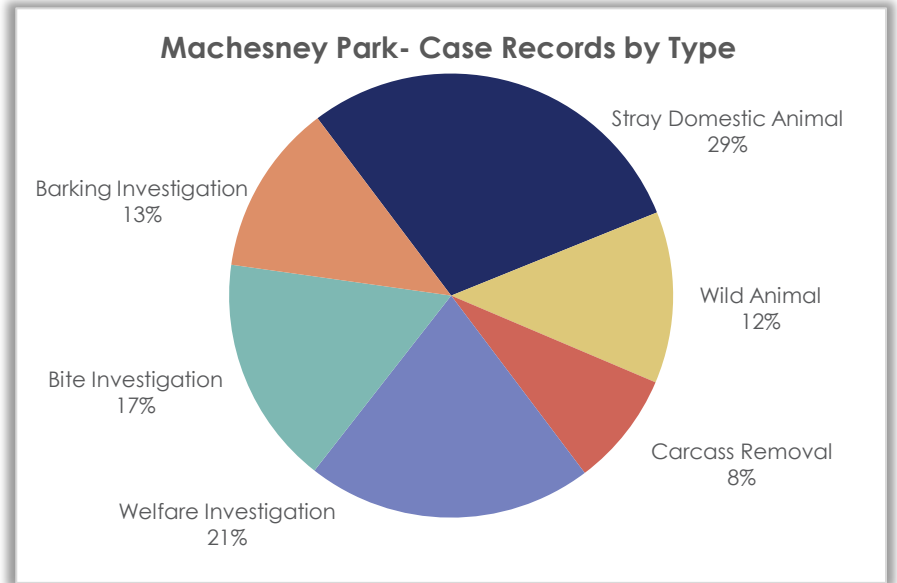
Case Records by Type: Comparison- County vs. Total



Monthly Operations Report – February 2025

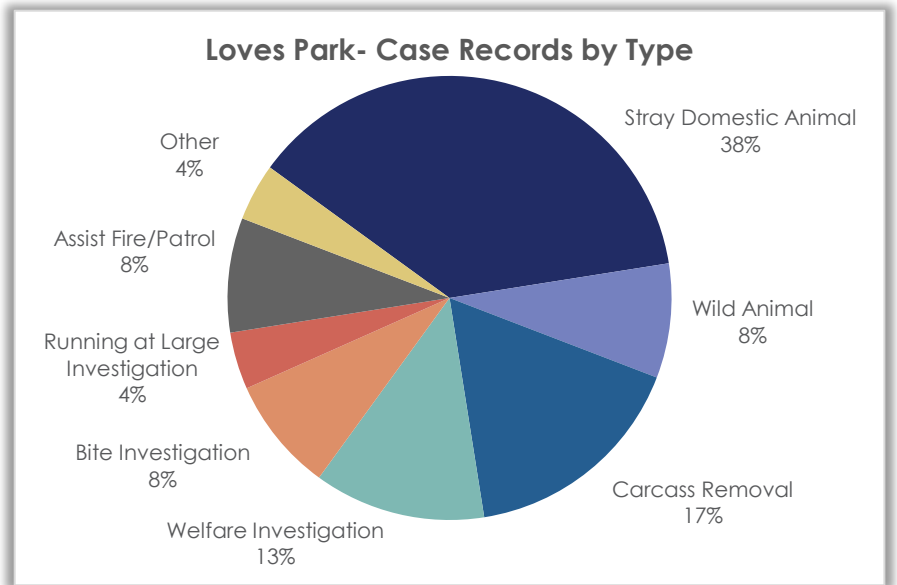
Case Records for Machesney Park by Case Record Type

Case Record Types	Feb. 2025
Stray Domestic Animal	7
Wild Animal	3
Carcass Removal	2
Welfare Investigation	5
Bite Investigation	4
Barking Investigation	3
Running at Large Investigation	0
Emergency Investigation	0
Assist Fire/Police Dept.	0
Area Patrol	0
DD Compliance	0
Other	0
	24



Case Records for Loves Park by Case Record Type

Case Record Types	Feb. 2025
Stray Domestic Animal	9
Wild Animal	2
Carcass Removal	4
Welfare Investigation	3
Bite Investigation	2
Barking Investigation	0
Running at Large Investigation	1
Emergency Investigation	0
Assist Fire/Police Dept.	2
Area Patrol	0
DD Compliance	0
Other	1
	24

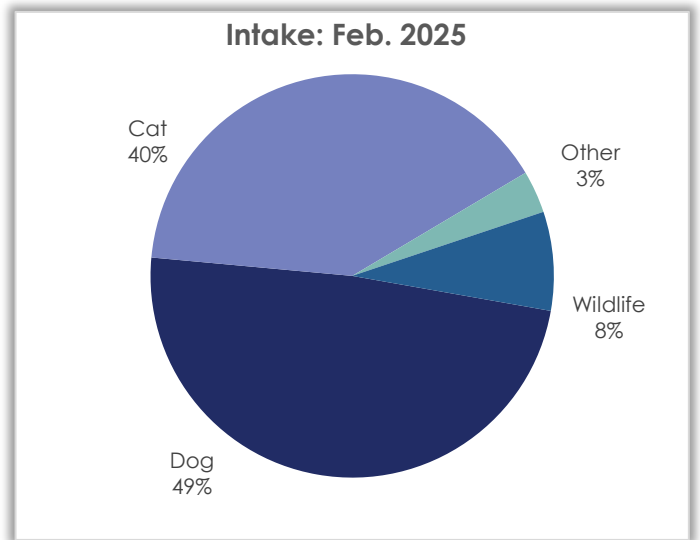


Monthly Operations Report – February 2025

Intake Statistics – Feb. 2025

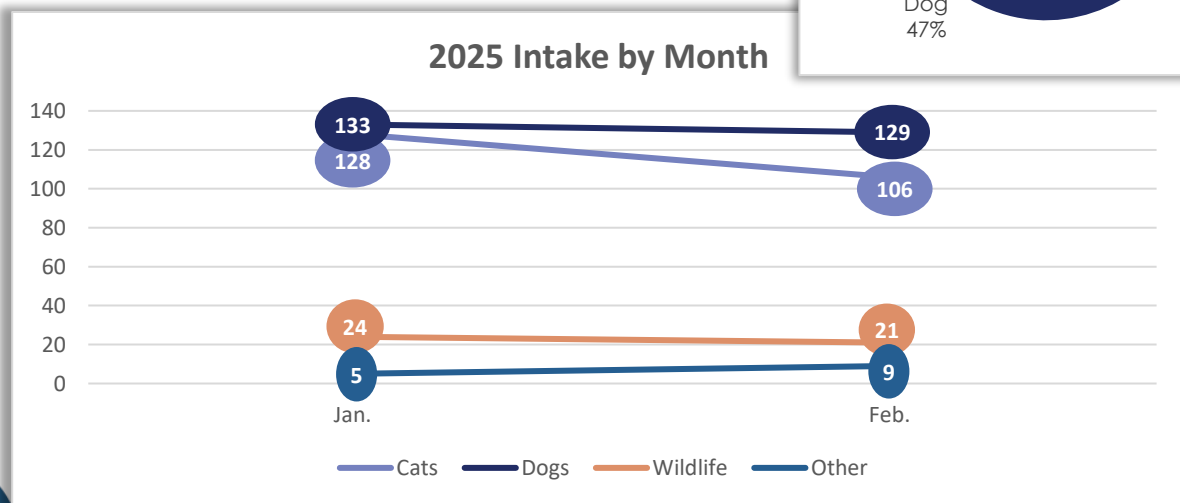
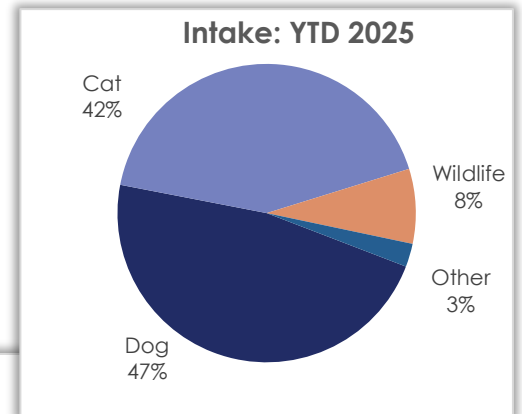
Intake by Species – Month/Year Comparison

Species	Feb. 2025	Feb. 2024	Feb. 2023
Dog	129	167	97
Cat	106	108	93
Bearded Dragon	2	0	0
Domestic Rabbit	1	3	3
Domestic Bird	0	0	1
Guinea Pig	6	0	3
Fish	0	0	3
Wildlife	21	5	17
Total	265	283	217



Intake by Species – YTD/Year Comparison

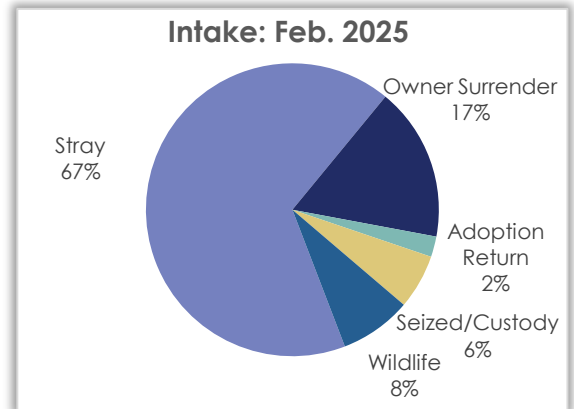
Species	YTD 2025	YTD 2024	YTD 2023
Dog	262	334	247
Cat	234	239	217
Wildlife	45	14	57
Other	14	9	17
Total	555	596	538



Monthly Operations Report – February 2025

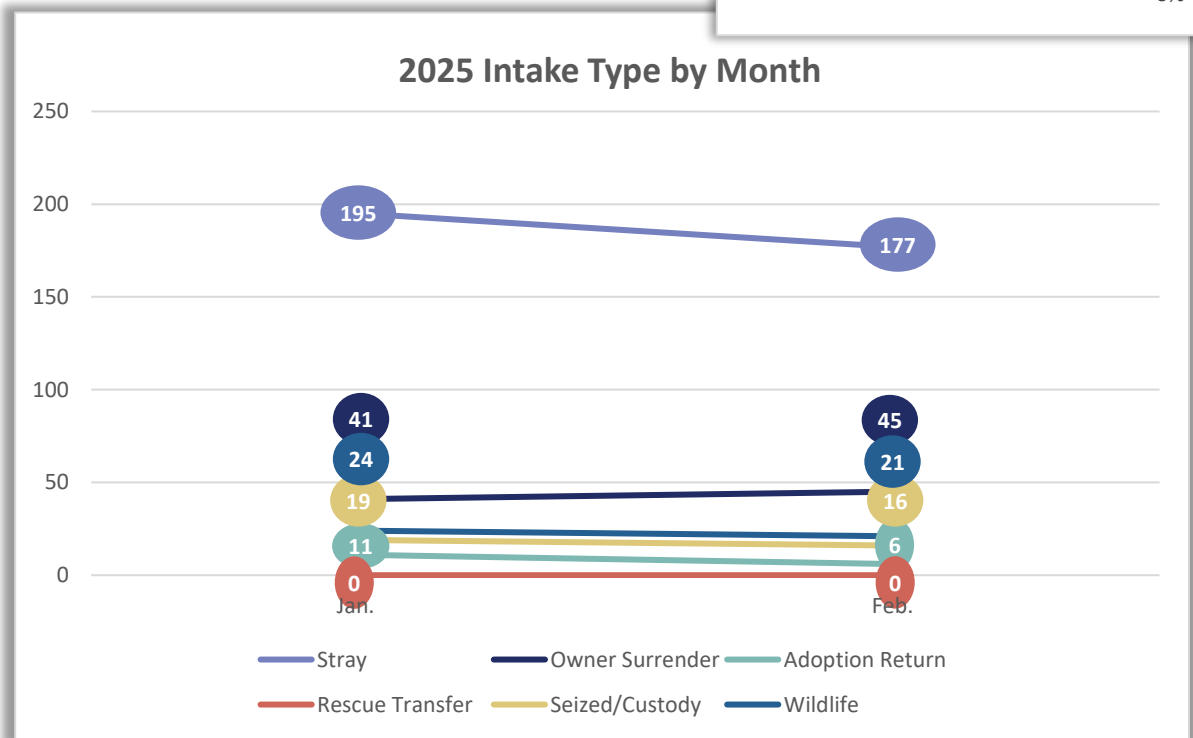
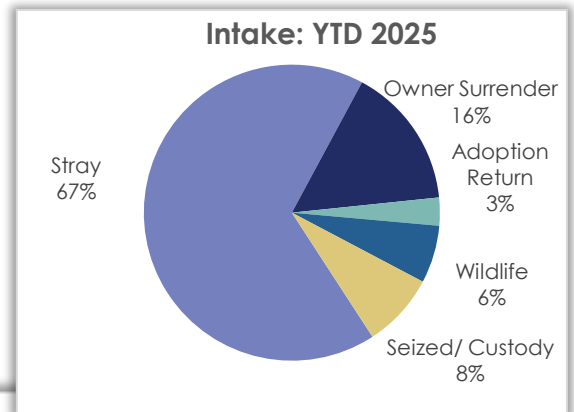
Intake by Type – Month/Year Comparison

Intake Type	Feb. 2025	Feb. 2024	Feb. 2023
Stray	177	188	136
Owner Surrender	45	51	37
Adoption Return	6	15	14
Rescue Transfer	0	2	0
Seized/Custody	16	22	13
Wildlife	21	5	17
Total	265	283	217



Intake by Type – YTD/Year Comparison

Intake Type	YTD 2025	YTD 2024	YTD 2023
Stray	372	389	316
Owner Surrender	86	103	100
Adoption Return	17	31	27
Rescue Transfer	0	5	2
Seized/Custody	35	54	36
Wildlife	45	14	57
Total	555	596	538



Monthly Operations Report – February 2025

Stray Intake

Stray Intake by Species – Month/Year Comparison

Species	Feb. 2025	Feb. 2024	Feb. 2023
Dog	94	108	68
Cat	83	80	67
Other/Wildlife	0	0	1
Total	177	188	136

Owner Surrender

Owner Surrender by Species – Month/Year Comparison

Species	Feb. 2025	Feb. 2024	Feb. 2023
Dog	15	29	14
Cat	21	19	18
Other	9	3	5
Total	45	51	37

Adoption Return

Adoption Returns by Species – Month/Year Comparison

Species	Feb. 2025	Feb. 2024	Feb. 2023
Dog	5	11	10
Cat	1	4	4
Other	0	0	0
Total	6	15	14

Seized/Custody

Seized/Custody by Species – Month/Year Comparison

Species	Feb. 2025	Feb. 2024	Feb. 2023
Dog	15	17	5
Cat	1	5	4
Other	0	0	4
Total	16	22	13



Monthly Operations Report – February 2025

Outcome Statistics – Feb. 2025

Return to Owner

Return to Owner by Species – Month/Year Comparison

Species	Feb. 2025	Feb. 2024	Feb. 2023
Dog	37	40	25
Cat	7	4	3
Other	0	2	1
Total	44	46	29

Return to Owner by Species – YTD/Year Comparison

Species	YTD 2025	YTD 2024	YTD 2023
Dog	74	91	86
Cat	12	12	11
Other	0	3	1
Total	86	106	98

TNR and RTF

Trap-Neuter-Return and Return-to-Field Outcomes by Month

	Jan.	Feb.	
TNR	0	0	0
RTF	0	0	0
	0	0	

Wildlife

Wildlife Rehabilitation Month/Year and Year Comparisons

Feb. 2025

Feb. 2025	Feb. 2024	Feb. 2023
0	0	0

YTD 2025

YTD 2025	YTD 2024	YTD 2023
0	0	3

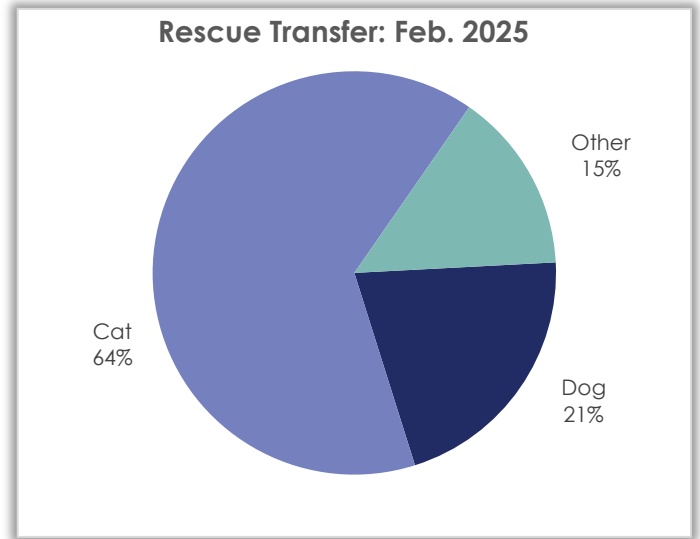


Monthly Operations Report – February 2025

Rescue Transfer

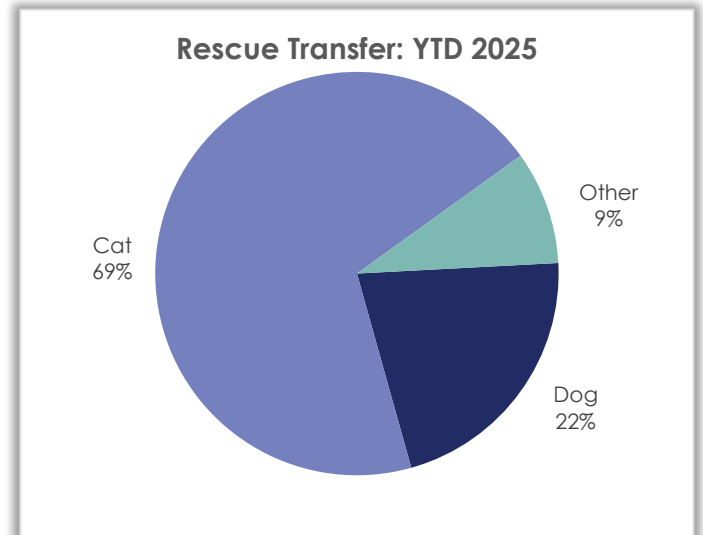
Rescue Transfer by Species – Month/Year Comparison

Species	Feb. 2025	Feb. 2024	Feb. 2023
Dog	13	17	16
Cat	40	15	32
Guinea Pig	6	0	3
Domestic Rabbit	1	2	1
Bearded Dragon	2	0	0
Total	62	34	52



Rescue Transfer by Species – YTD/Year Comparison

Species	YTD 2025	YTD 2024	YTD 2023
Dog	26	42	30
Cat	84	44	110
Other	11	5	6
Total	121	91	146

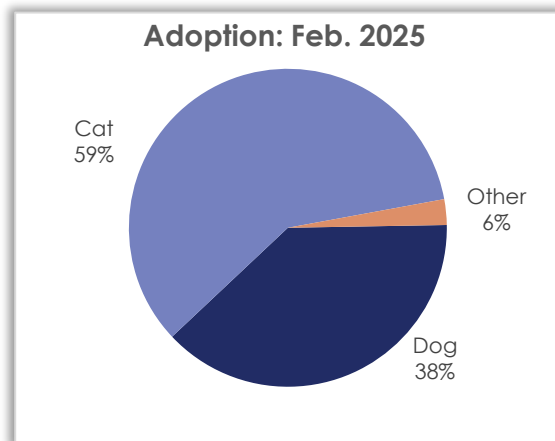


Monthly Operations Report – February 2025

Adoption

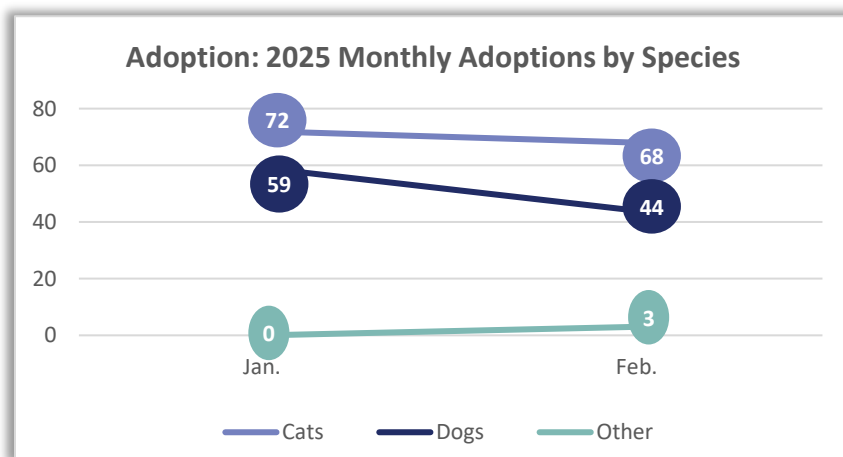
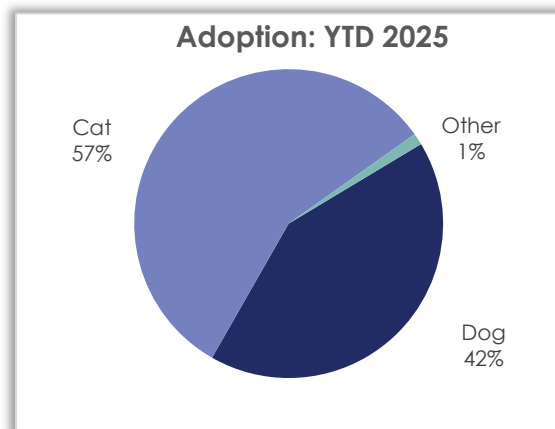
Adoption by Species – Month/Year Comparison

Species	Feb. 2025	Feb. 2024	Feb. 2023
Dog	44	76	48
Cat	68	70	29
Domestic Rabbit	0	0	1
Fish	3	0	4
Guinea Pig	0	2	0
Total	115	148	82



Adoption by Species – YTD/Year Comparison

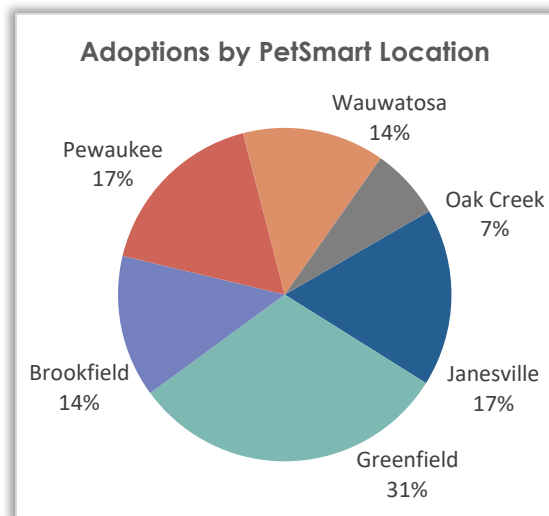
Species	YTD 2025	YTD 2024	YTD 2023
Dog	103	116	100
Cat	140	132	87
Other	3	2	6
Total	246	250	193



Monthly Operations Report – February 2025

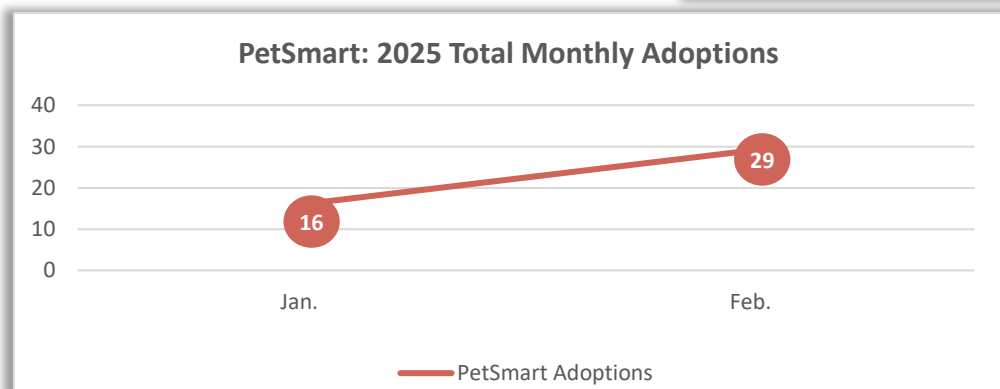
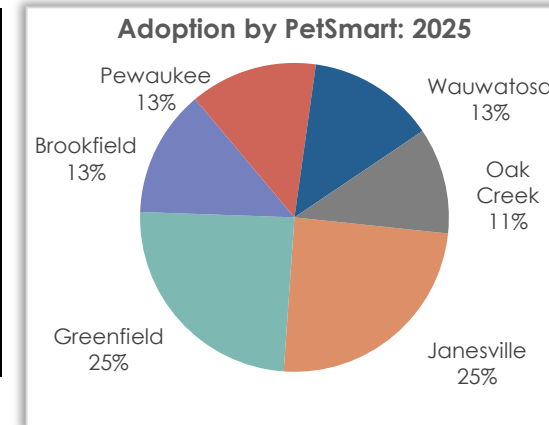
Off-site Adoptions by PetSmart Location – Month/Year Comparison

PetSmart Location	Feb. 2025	Feb. 2024	Feb. 2023
Machesney Park	-	-	0
Rockford	-	-	0
Janesville	5	4	0
Greenfield	9	4	2
Brookfield	4	1	2
Pewaukee	5	3	2
Wauwatosa	4	2	0
Oak Creek	2	4	-
Total	29	18	6



Off-site Adoptions by PetSmart Location – YTD/Year Comparison

PetSmart Location	YTD 2025	YTD 2024	YTD 2023
Machesney Park	-	-	0
Rockford	-	-	2
Janesville	11	11	3
Greenfield	11	11	5
Brookfield	6	4	2
Pewaukee	6	5	4
Wauwatosa	6	6	3
Oak Creek	5	6	-
Total	45	43	19

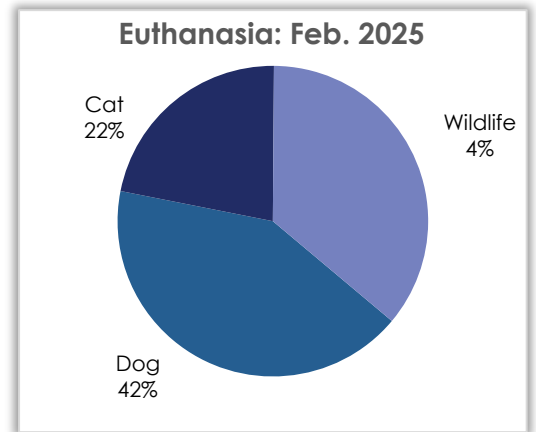


Monthly Operations Report – February 2025

Euthanasia

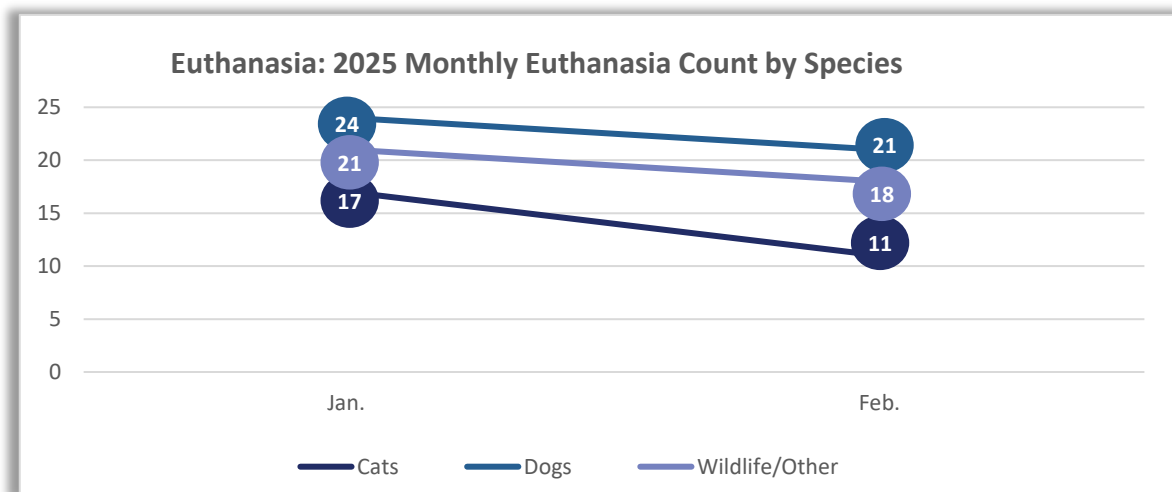
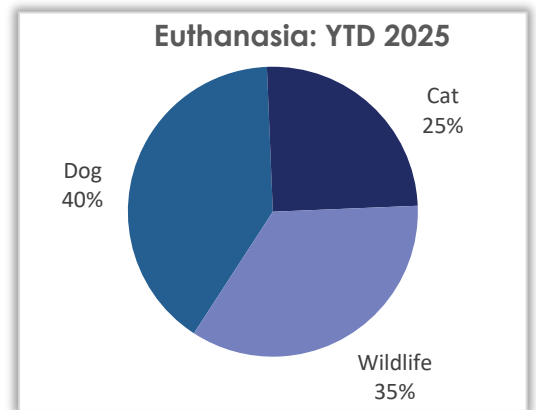
Euthanasia by Species – Month/Year Comparison

Species	Feb. 2025	Feb. 2024	Feb. 2023
Dog	21	17	19
Cat	11	17	15
Other	0	0	0
Wildlife	18	5	17
Total	50	39	51



Euthanasia by Species – YTD/Year Comparison

Species	YTD 2025	YTD 2024	YTD 2023
Dog	45	52	47
Cat	28	43	23
Other	0	0	0
Wildlife	39	14	50
Total	112	109	120



Monthly Operations Report – February 2025

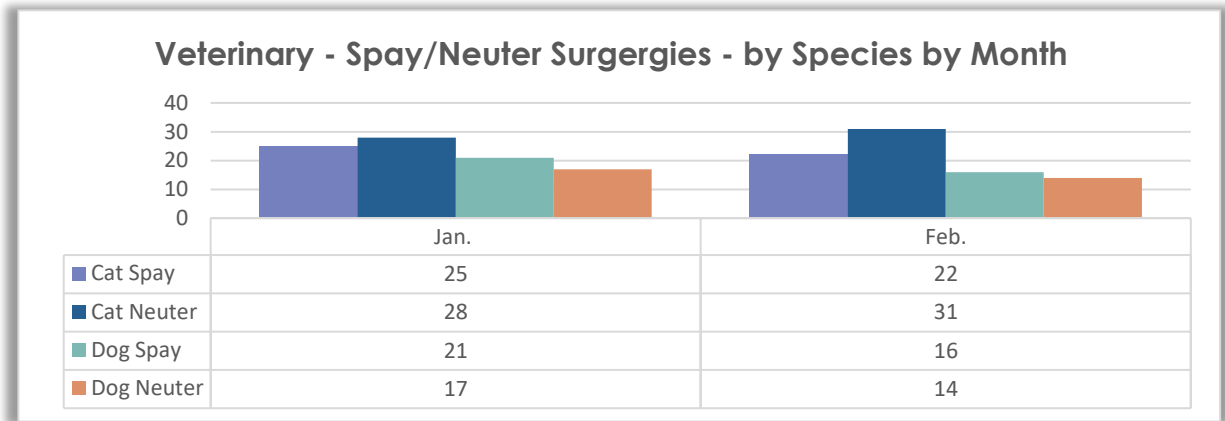
Veterinary Operations – Feb. 2025

Spay/Neuter Surgeries – Feb. Totals

	Dog	Cat	
Spay	16	22	38
Neuter	14	31	45
Total	30	53	83

Spay/Neuter Surgeries – YTD Totals

	Dog	Cat	
Spay	37	47	84
Neuter	31	59	90
Total	68	106	174



Veterinary – Other Procedures - 2025 by Month

Procedure	Jan	Feb	
Entropion	2	1	3
Repair Umbilical Hernia	1	0	1
Treat/Close Wound	4	6	10
Hematoma Repair	0	1	1
Leg Amputation	1	2	3
Ear Tip	2	0	2
	10	10	20

