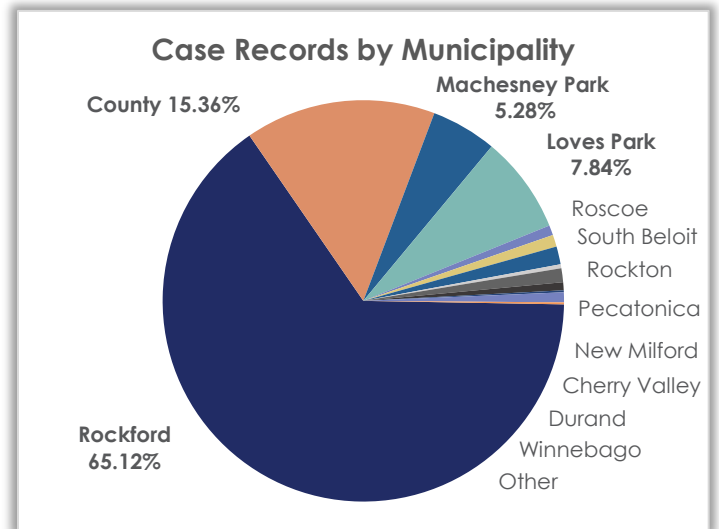


Monthly Operations Report – March 2025

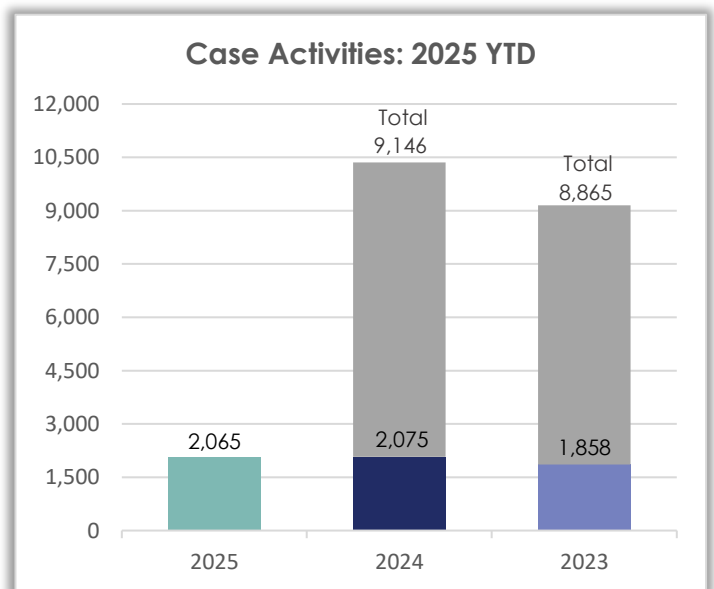
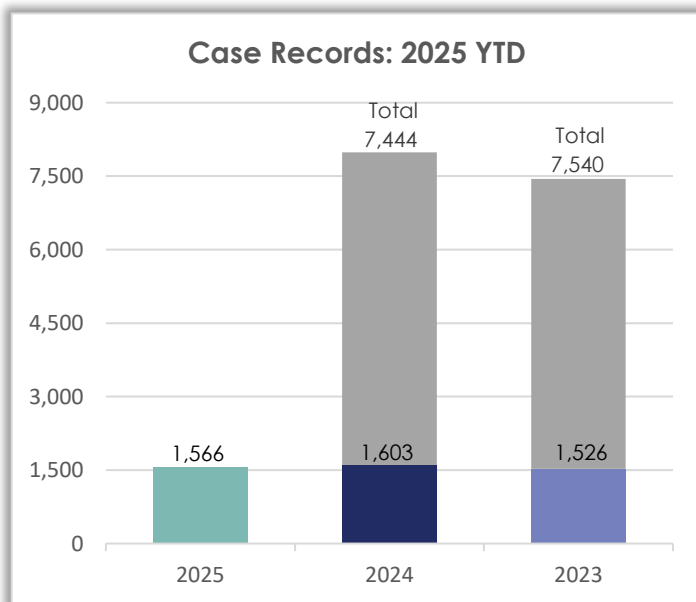
Field Services Case Records – March 2025

Case Records by Municipality – Month/Year Comparison

Municipality	Mar. 2025	Mar. 2024	Mar. 2023
Rockford	407	436	368
County	96	89	109
Machesney Park	33	31	49
Loves Park	49	47	20
Rockton	5	8	7
Roscoe	6	7	6
South Beloit	9	11	17
Durand	2	1	0
Pecatonica	7	3	0
Winnebago	4	5	2
New Milford	1	0	2
Cherry Valley	5	7	2
Boone County	0	0	0
Other	1	0	0
Total	625	645	582



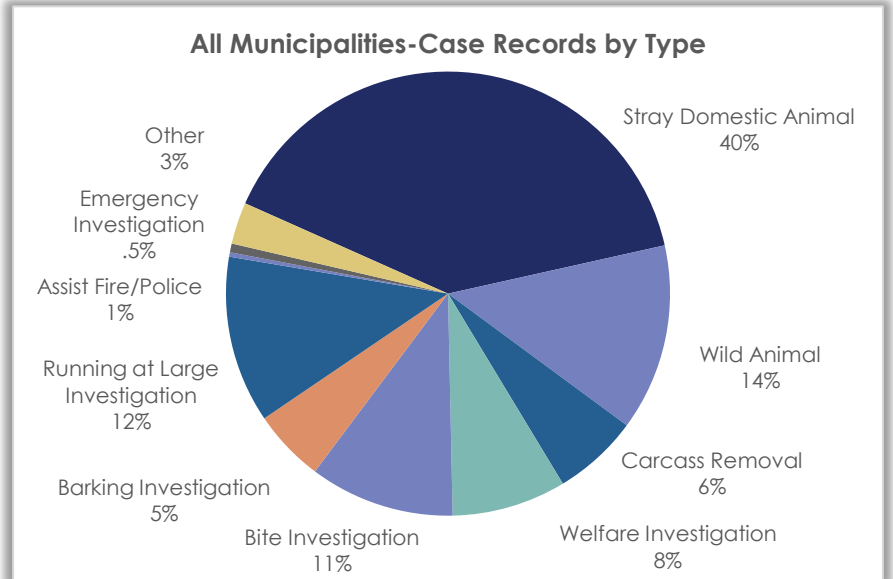
All Municipalities – Case Records & Activities: Year Comparison



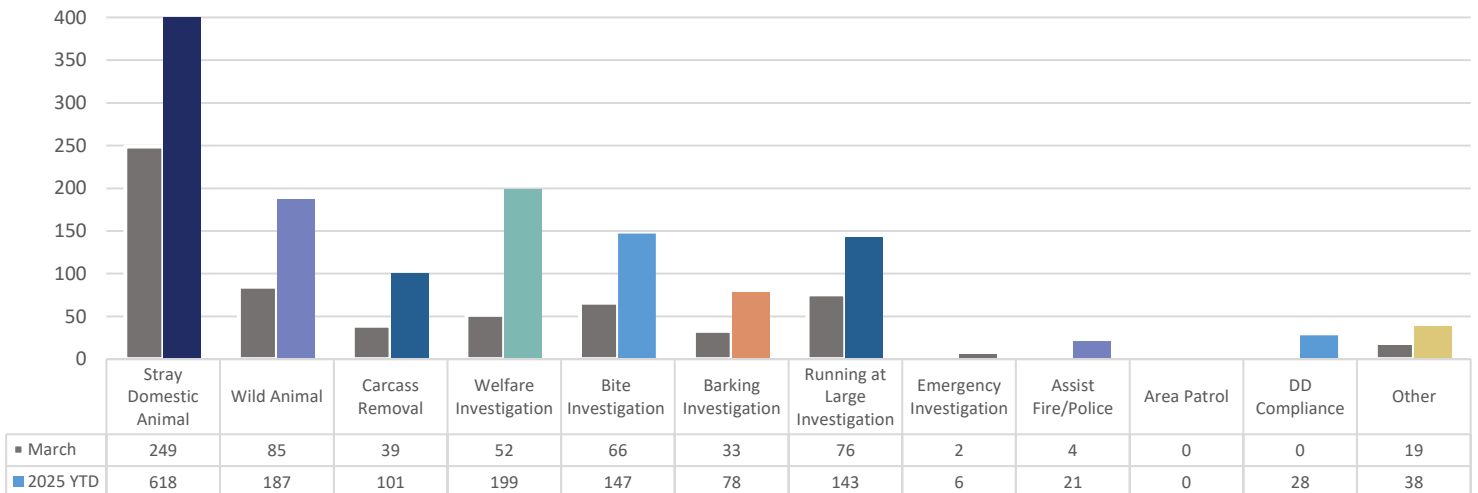
Monthly Operations Report – March 2025

Case Records for All Municipalities by Case Record Type

Case Record Types	Mar. 2025
Stray Domestic Animal	249
Wild Animal	85
Carcass Removal	39
Welfare Investigation	52
Bite Investigation	66
Barking Investigation	33
Running at Large Investigation	76
Emergency Investigation	2
Assist Fire/Police Dept.	4
Area Patrol	0
Dangerous Dog Compliance	0
Other	19
	625



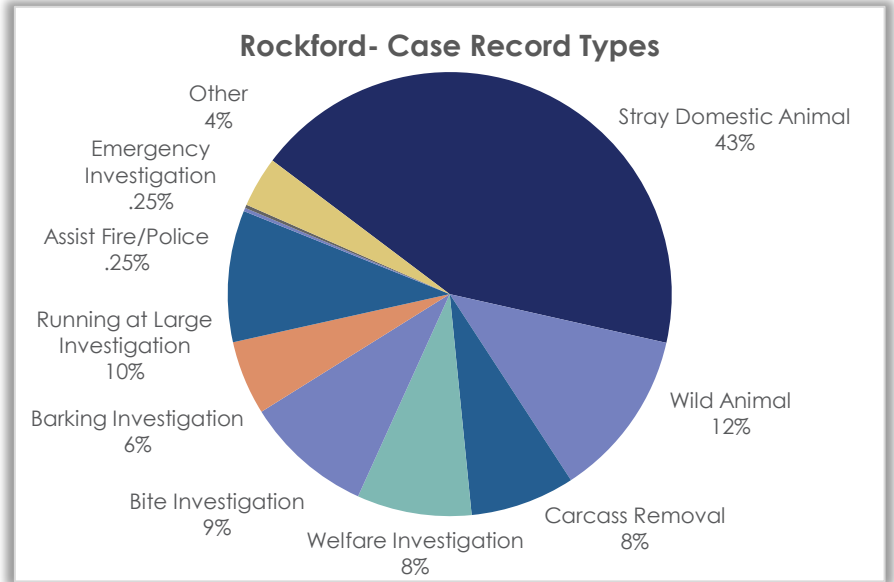
Case Records by Type: Month/Year Comparison



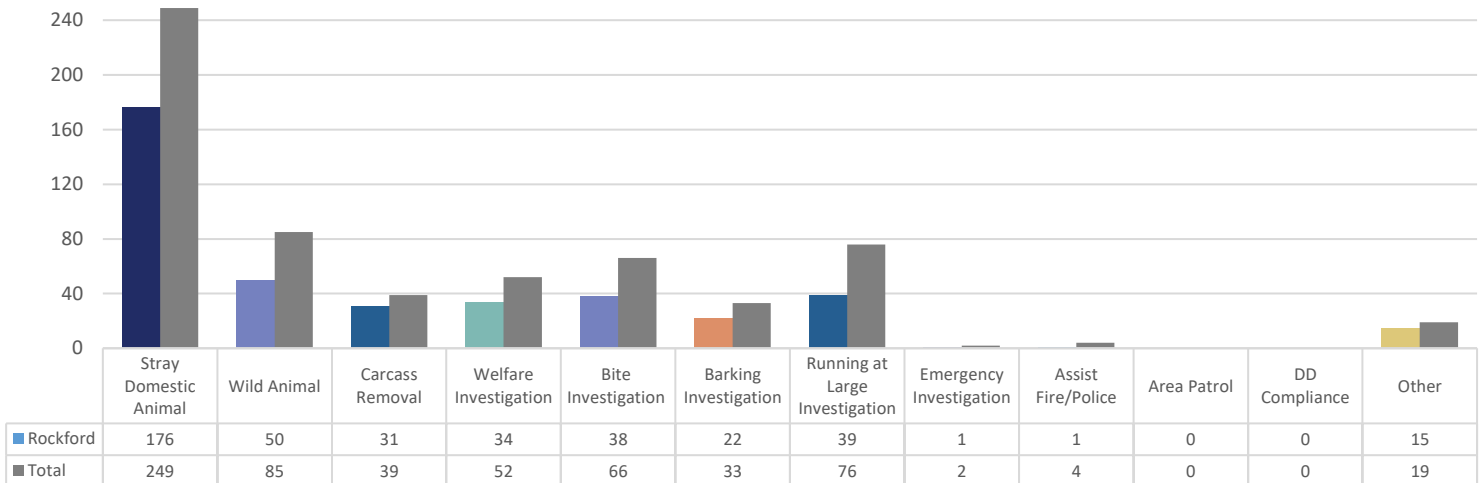
Monthly Operations Report – March 2025

Case Records for Rockford by Case Record Type

Case Record Types	Mar. 2025
Stray Domestic Animal	176
Wild Animal	50
Carcass Removal	31
Welfare Investigation	34
Bite Investigation	38
Barking Investigation	22
Running at Large Investigation	39
Emergency Investigation	1
Assist Fire/Police Dept.	1
Area Patrol	0
Dangerous Dog Compliance	0
Other	15
	407



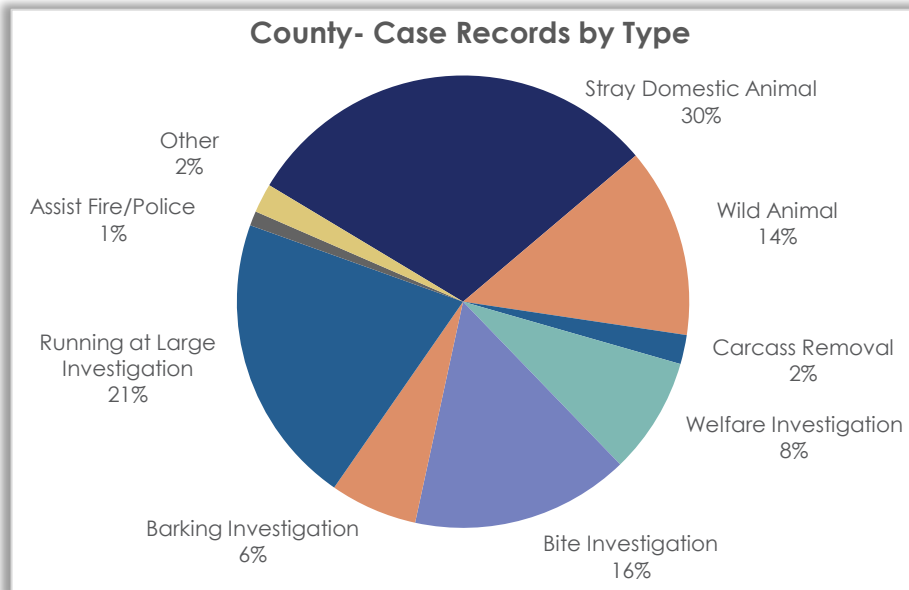
Case Records by Type: Rockford vs. Total Comparison



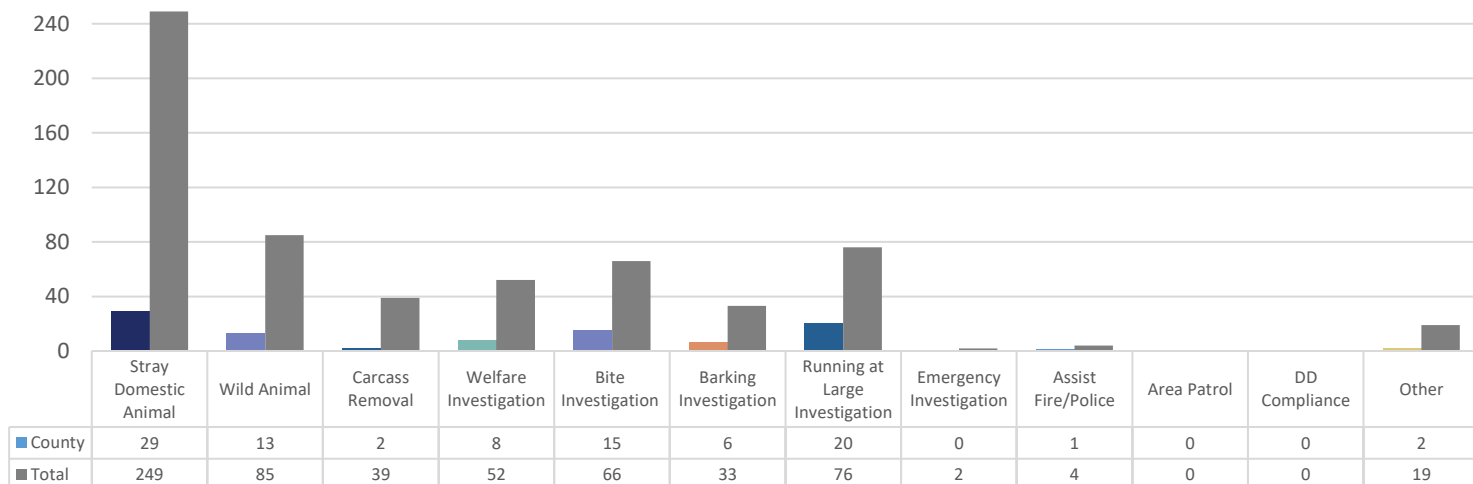
Monthly Operations Report – March 2025

Case Records for the County by Case Record Type

Case Record Types	Mar. 2025
Stray Domestic Animal	29
Wild Animal	13
Carcass Removal	2
Welfare Investigation	8
Bite Investigation	15
Barking Investigation	6
Running at Large Investigation	20
Emergency Investigation	0
Assist Fire/Police Dept.	1
Area Patrol	0
Dangerous Dog Compliance	0
Other	2
	96



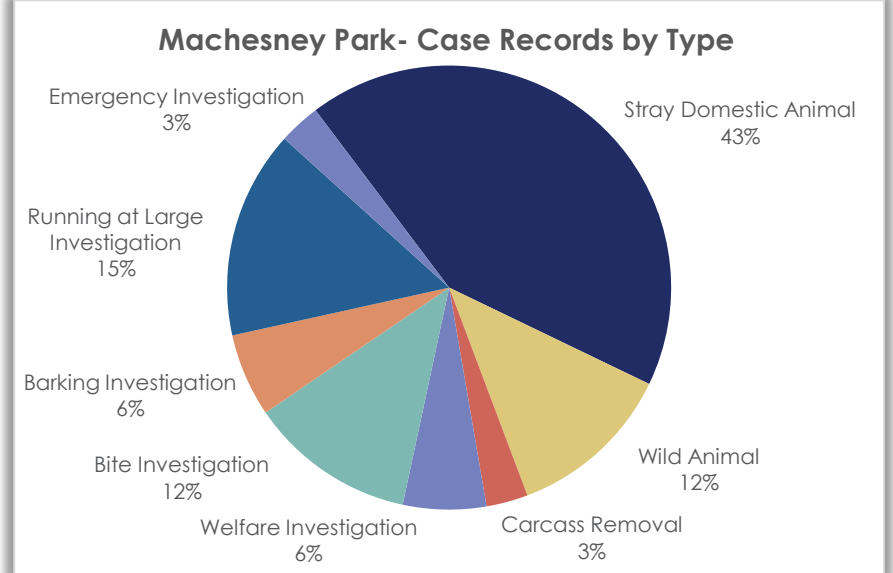
Case Records by Type: Comparison- County vs. Total



Monthly Operations Report – March 2025

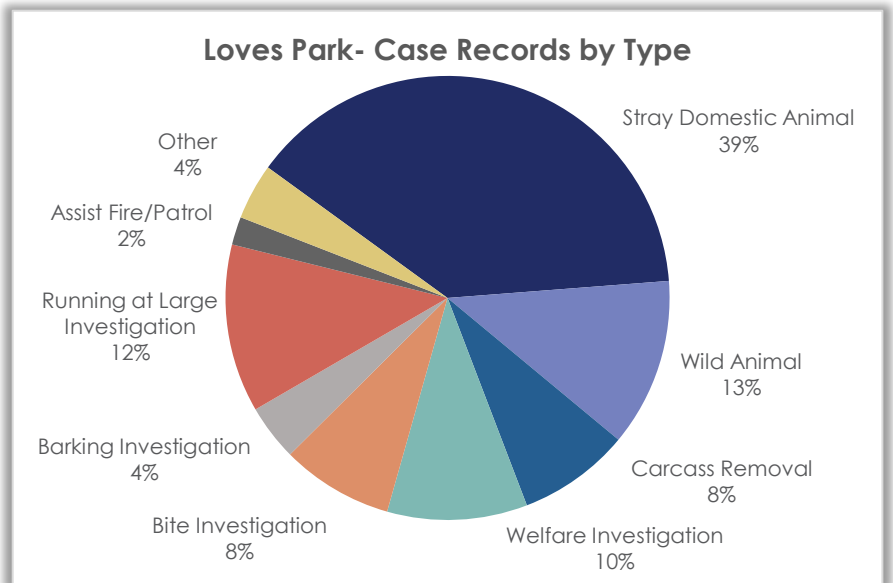
Case Records for Machesney Park by Case Record Type

Case Record Types	Mar. 2025
Stray Domestic Animal	14
Wild Animal	4
Carcass Removal	1
Welfare Investigation	2
Bite Investigation	4
Barking Investigation	2
Running at Large Investigation	5
Emergency Investigation	1
Assist Fire/Police Dept.	0
Area Patrol	0
DD Compliance	0
Other	0
	33



Case Records for Loves Park by Case Record Type

Case Record Types	Mar. 2025
Stray Domestic Animal	19
Wild Animal	6
Carcass Removal	4
Welfare Investigation	5
Bite Investigation	4
Barking Investigation	2
Running at Large Investigation	6
Emergency Investigation	0
Assist Fire/Police Dept.	1
Area Patrol	0
DD Compliance	0
Other	2
	49

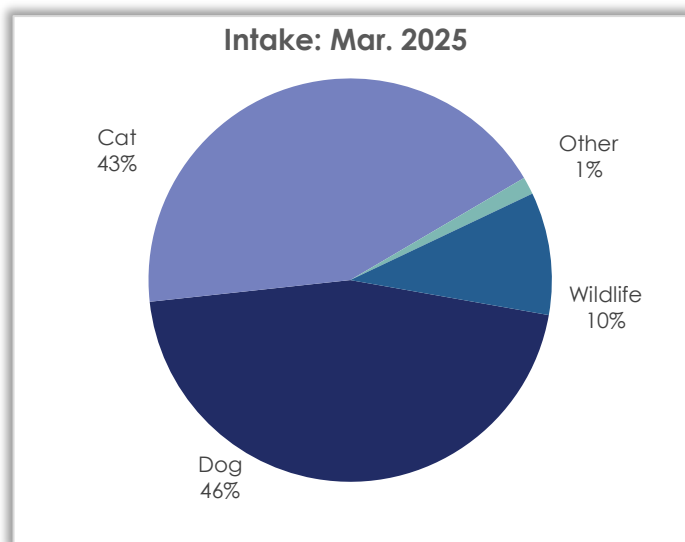


Monthly Operations Report – March 2025

Intake Statistics – Mar. 2025

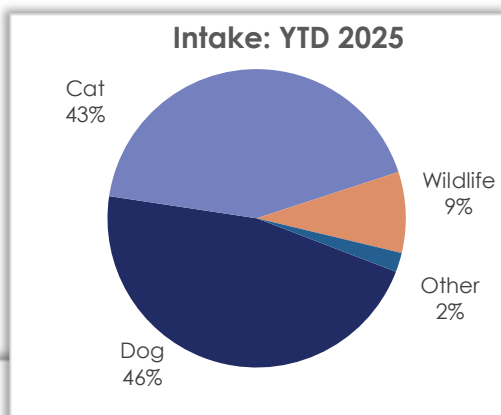
Intake by Species – Month/Year Comparison

Species	Mar. 2025	Mar. 2024	Mar. 2023
Dog	162	153	169
Cat	154	136	151
Chicken	2	5	1
Domestic Rabbit	1	3	1
Guinea Pig	2	0	4
Lizard/Iguana	0	1	1
Rat	0	4	0
Fish	0	1	0
Domestic Duck/Goose	0	2	0
Wildlife	35	25	25
Total	356	330	352

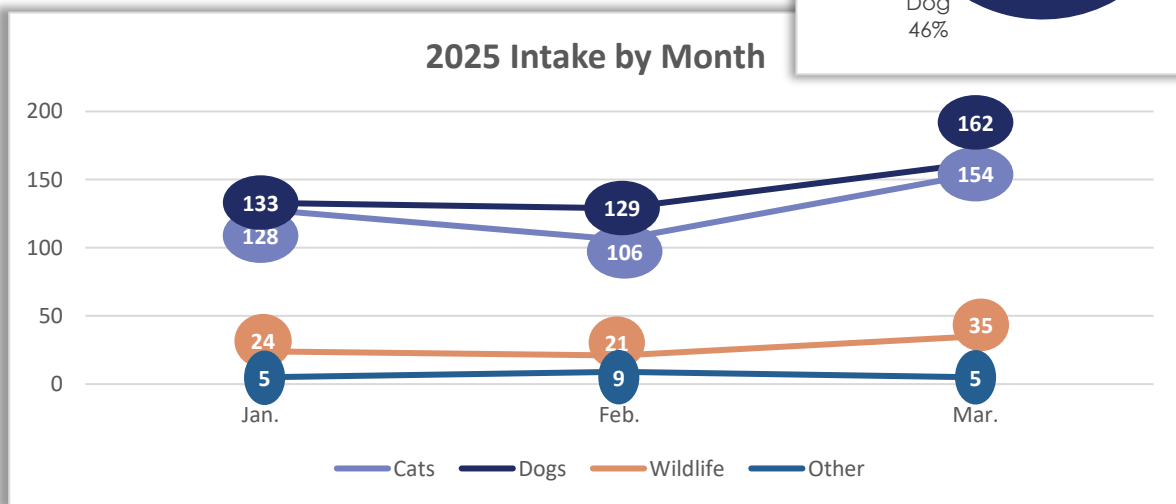


Intake by Species – YTD/Year Comparison

Species	YTD 2025	YTD 2024	YTD 2023
Dog	424	487	416
Cat	388	375	368
Wildlife	80	39	82
Other	19	25	24
Total	911	926	890



2025 Intake by Month

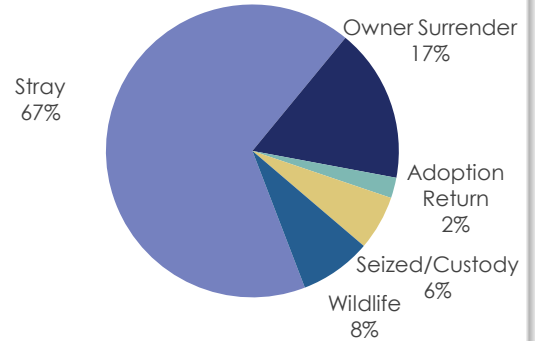


Monthly Operations Report – March 2025

Intake by Type – Month/Year Comparison

Intake Type	Mar. 2025	Mar. 2024	Mar. 2023
Stray	222	219	211
Owner Surrender	51	48	63
Adoption Return	22	8	22
Rescue Transfer	7	2	1
Seized/Custody	19	28	30
Wildlife	35	25	25
Total	356	330	352

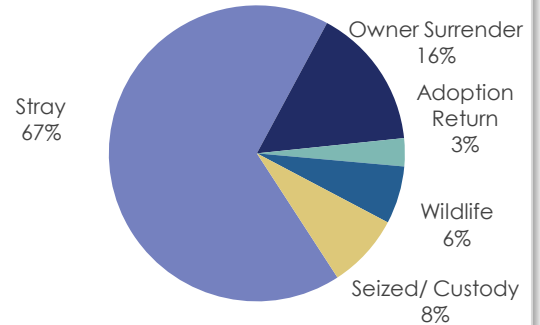
Intake: Mar. 2025



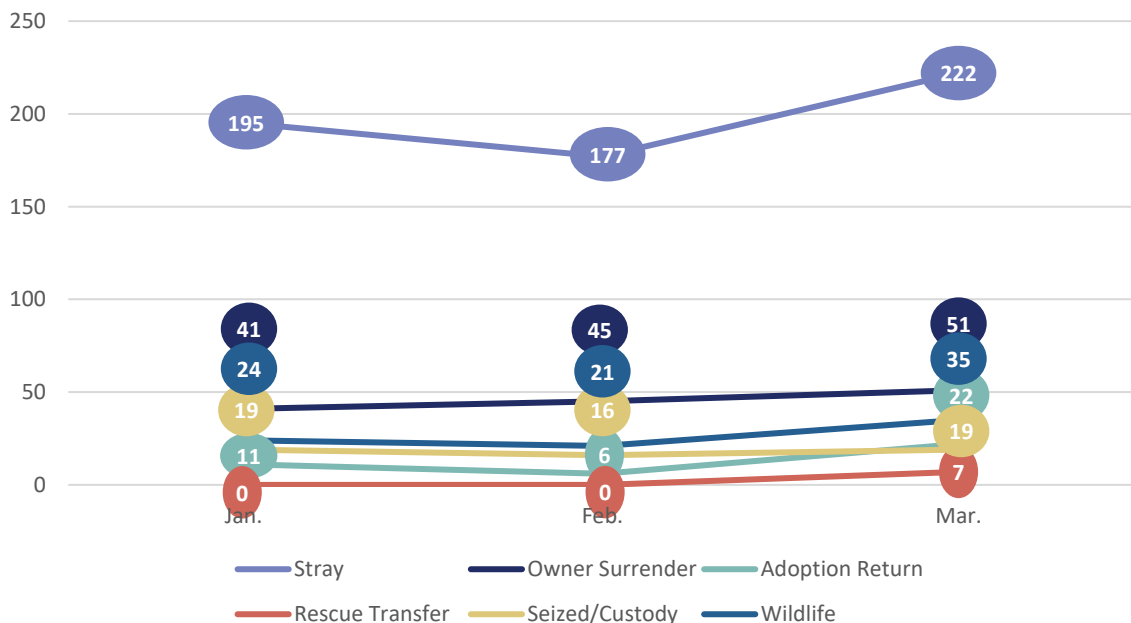
Intake by Type – YTD/Year Comparison

Intake Type	YTD 2025	YTD 2024	YTD 2023
Stray	594	608	527
Owner Surrender	137	151	163
Adoption Return	39	39	49
Rescue Transfer	7	7	3
Seized/Custody	54	82	66
Wildlife	80	39	82
Total	911	926	890

Intake: YTD 2025



2025 Intake Type by Month



Monthly Operations Report – March 2025

Stray Intake

Stray Intake by Species – Month/Year Comparison

Species	Mar. 2025	Mar. 2024	Mar. 2023
Dog	112	110	103
Cat	106	99	106
Other/Wildlife	4	10	2
Total	222	219	211

Owner Surrender

Owner Surrender by Species – Month/Year Comparison

Species	Mar. 2025	Mar. 2024	Mar. 2023
Dog	25	19	29
Cat	25	25	29
Other	1	4	5
Total	51	48	63

Adoption Return

Adoption Returns by Species – Month/Year Comparison

Species	Mar. 2025	Mar. 2024	Mar. 2023
Dog	14	5	16
Cat	8	3	6
Other	0	0	0
Total	22	8	22

Seized/Custody

Seized/Custody by Species – Month/Year Comparison

Species	Mar. 2025	Mar. 2024	Mar. 2023
Dog	11	18	20
Cat	8	8	10
Other	0	2	0
Total	19	28	30



Monthly Operations Report – March 2025

Outcome Statistics – Mar. 2025

Return to Owner

Return to Owner by Species – Month/Year Comparison

Species	Mar. 2025	Mar. 2024	Mar. 2023
Dog	58	55	58
Cat	2	5	4
Other	0	0	0
Total	60	60	62

Return to Owner by Species – YTD/Year Comparison

Species	YTD 2025	YTD 2024	YTD 2023
Dog	132	146	144
Cat	14	17	15
Other	0	3	1
Total	146	166	160

TNR and RTF

Trap-Neuter-Return and Return-to-Field Outcomes by Month

	Jan.	Feb.	Mar.	
TNR	0	0	0	0
RTF	0	0	0	0
	0	0	0	

Wildlife

Wildlife Rehabilitation Month/Year and Year Comparisons

Mar. 2025

Mar. 2025	Mar. 2024	Mar. 2023
0	2	2

YTD 2025

YTD 2025	YTD 2024	YTD 2023
4	2	5

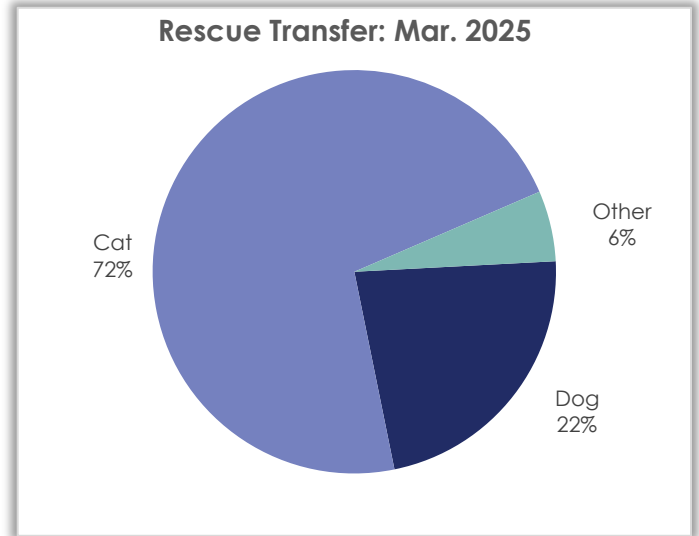


Monthly Operations Report – March 2025

Rescue Transfer

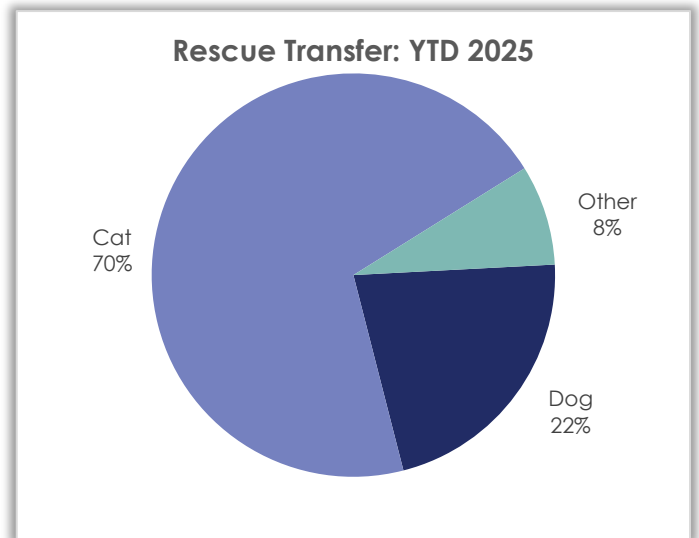
Rescue Transfer by Species – Month/Year Comparison

Species	Mar. 2025	Mar. 2024	Mar. 2023
Dog	12	15	24
Cat	38	18	21
Guinea Pig	2	0	0
Domestic Rabbit	1	2	0
Total	53	35	45



Rescue Transfer by Species – YTD/Year Comparison

Species	YTD 2025	YTD 2024	YTD 2023
Dog	38	57	54
Cat	122	62	131
Other	14	7	6
Total	174	126	191

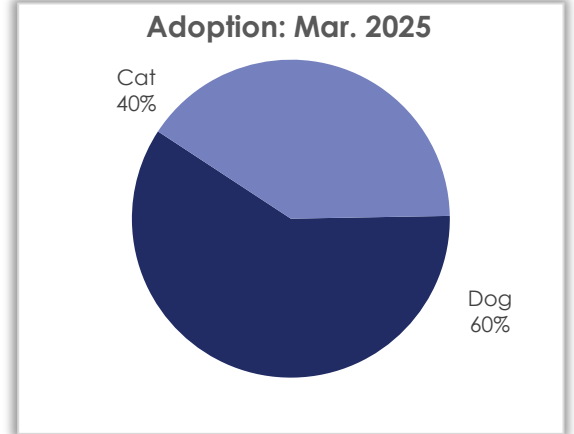


Monthly Operations Report – March 2025

Adoption

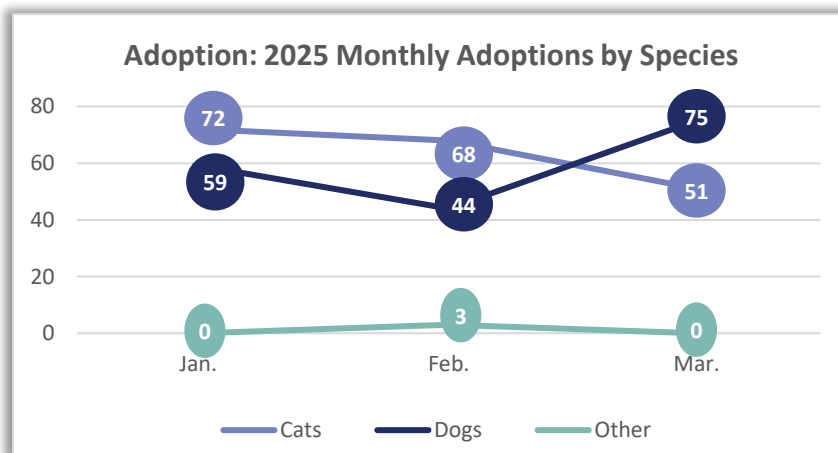
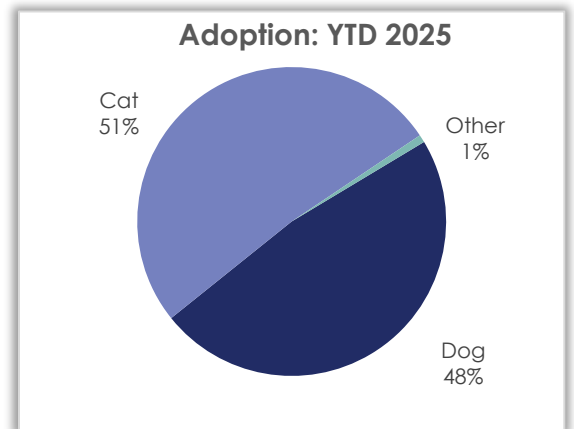
Adoption by Species – Month/Year Comparison

Species	Mar. 2025	Mar. 2024	Mar. 2023
Dog	75	66	55
Cat	51	79	69
Domestic Rabbit	0	1	1
Chicken	0	1	1
Duck	0	2	0
Guinea Pig	0	0	2
Fish	0	0	3
Lizard	0	0	1
Total	126	149	132



Adoption by Species – YTD/Year Comparison

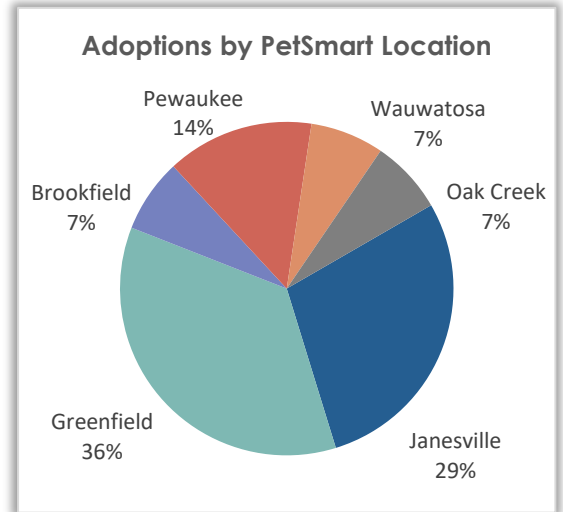
Species	YTD 2025	YTD 2024	YTD 2023
Dog	178	182	155
Cat	191	211	156
Other	3	6	14
Total	372	399	325



Monthly Operations Report – March 2025

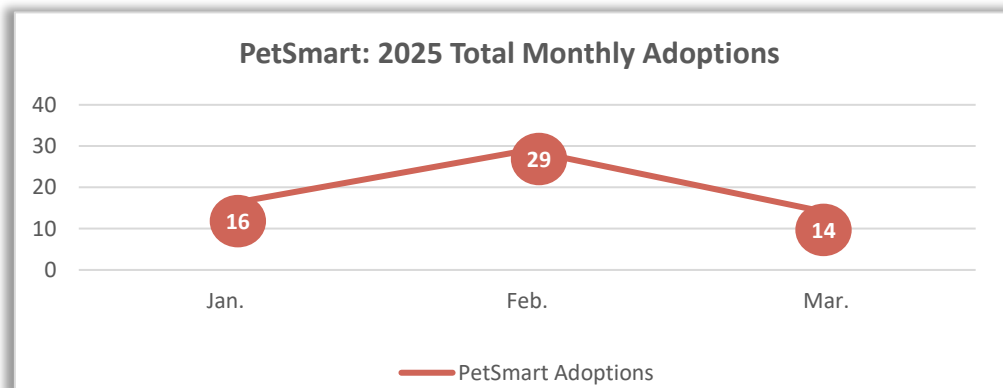
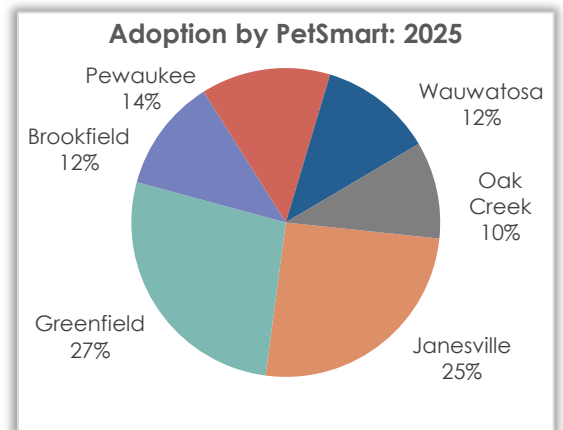
Off-site Adoptions by PetSmart Location – Month/Year Comparison

PetSmart Location	Mar. 2025	Mar. 2024	Mar. 2023
Machesney Park	-	-	0
Rockford	-	-	0
Janesville	4	4	3
Greenfield	5	6	7
Brookfield	1	3	3
Pewaukee	2	2	2
Wauwatosa	1	3	3
Oak Creek	1	2	-
Total	14	20	18



Off-site Adoptions by PetSmart Location – YTD/Year Comparison

PetSmart Location	YTD 2025	YTD 2024	YTD 2023
Machesney Park	-	-	0
Rockford	-	-	2
Janesville	15	15	6
Greenfield	16	17	12
Brookfield	7	7	5
Pewaukee	8	7	6
Wauwatosa	7	9	6
Oak Creek	6	8	-
Total	59	63	37

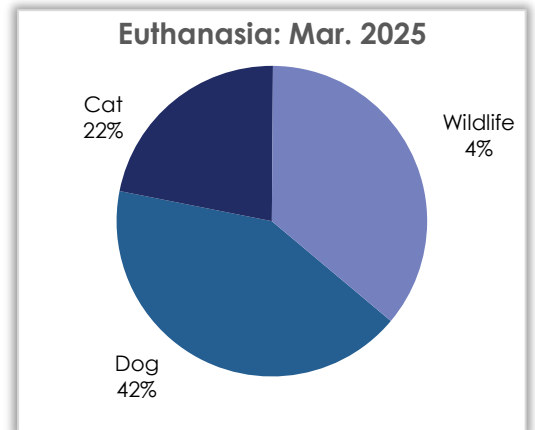


Monthly Operations Report – March 2025

Euthanasia

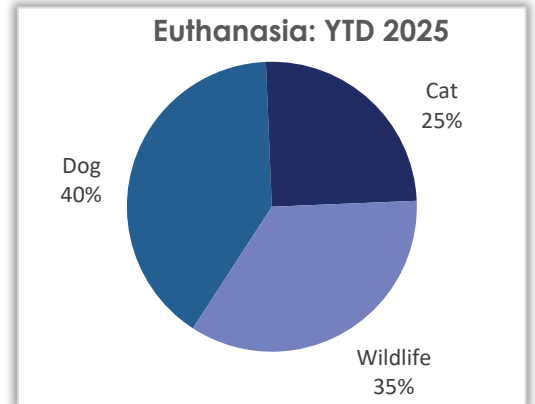
Euthanasia by Species – Month/Year Comparison

Species	Mar. 2025	Mar. 2024	Mar. 2023
Dog	35	24	24
Cat	24	24	16
Other	0	4	0
Wildlife	30	21	23
Total	89	73	63

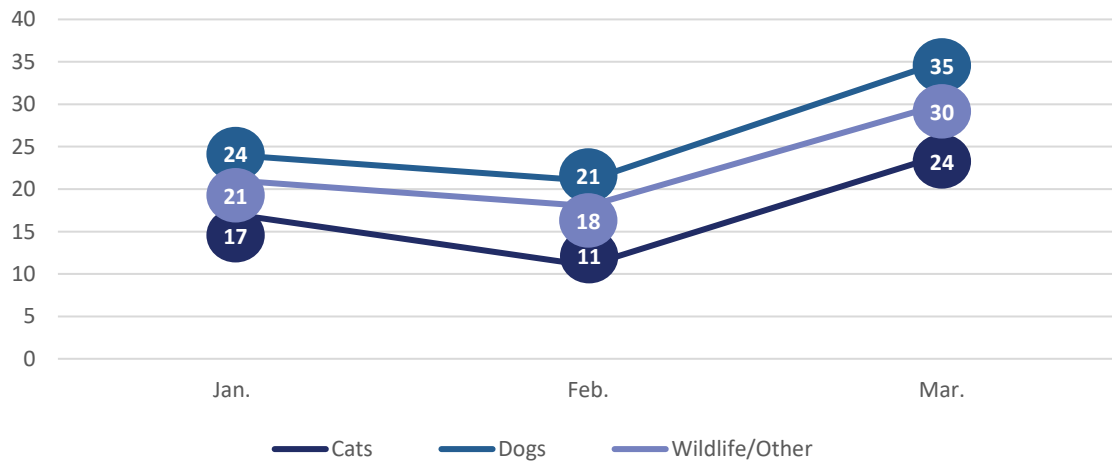


Euthanasia by Species – YTD/Year Comparison

Species	YTD 2025	YTD 2024	YTD 2023
Dog	80	76	71
Cat	52	67	39
Other	0	4	0
Wildlife	69	35	73
Total	201	182	183



Euthanasia: 2025 Monthly Euthanasia Count by Species



Monthly Operations Report – March 2025

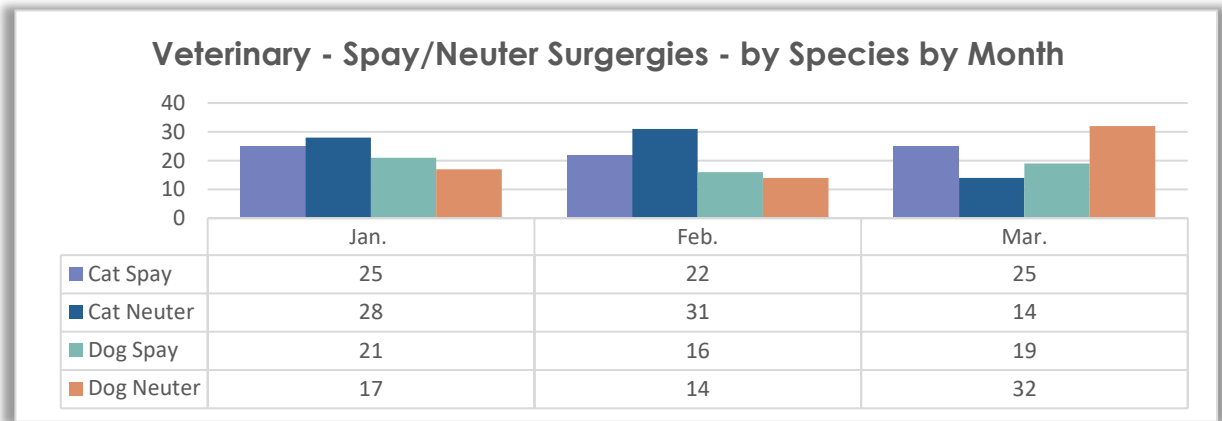
Veterinary Operations – Mar. 2025

Spay/Neuter Surgeries – Mar. Totals

	Dog	Cat	
Spay	19	25	44
Neuter	32	14	46
Total	51	39	90

Spay/Neuter Surgeries – YTD Totals

	Dog	Cat	
Spay	56	72	128
Neuter	63	73	136
Total	119	145	264



Veterinary – Other Procedures - 2025 by Month

Procedure	Jan	Feb	Mar	
Entropion	2	1	1	4
Repair Umbilical Hernia	1	0	0	1
Treat/Close Wound	4	6	3	13
Hematoma Repair	0	1	0	1
Leg Amputation	1	2	0	3
Ear Tip	2	0	0	2
Tail Amputation	0	0	1	1
	10	10	5	25

