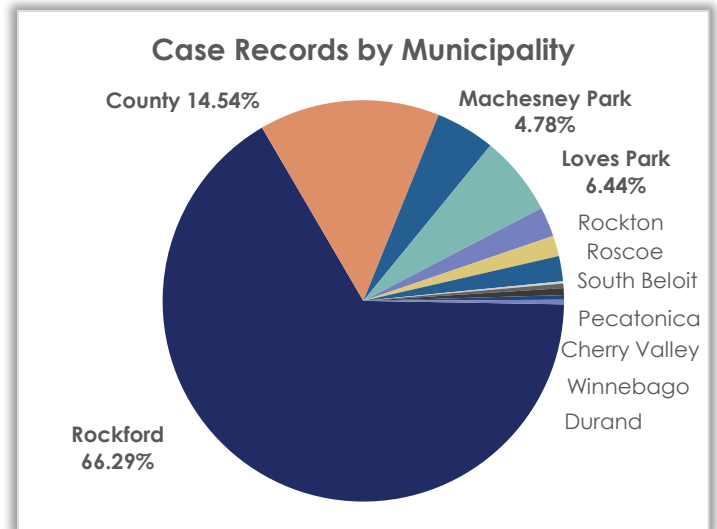


Monthly Operations Report – Nov. 2025

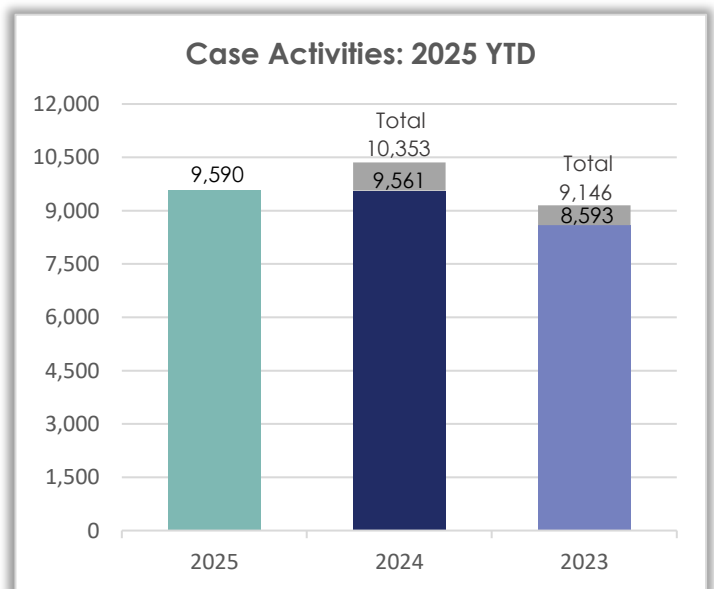
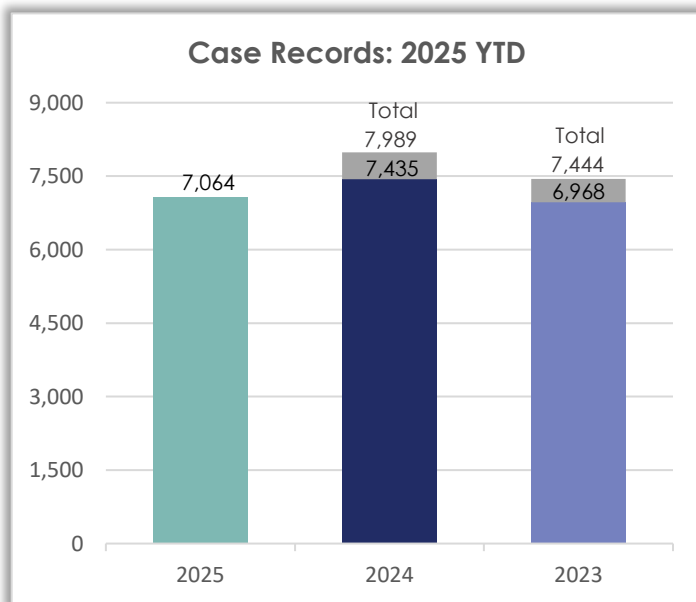
Field Services Case Records – Nov. 2025

Case Records by Municipality – Month/Year Comparison

Municipality	Nov. 2025	Nov. 2024	Nov. 2023
Rockford	360	400	331
County	79	79	75
Machesney Park	26	28	29
Loves Park	35	29	29
Rockton	13	14	7
Roscoe	9	8	5
South Beloit	11	14	8
Durand	1	2	5
Pecatonica	2	2	2
Winnebago	3	2	5
New Milford	2	0	1
Cherry Valley	2	4	2
Boone County	0	0	0
Other	0	0	0
Total	543	582	499



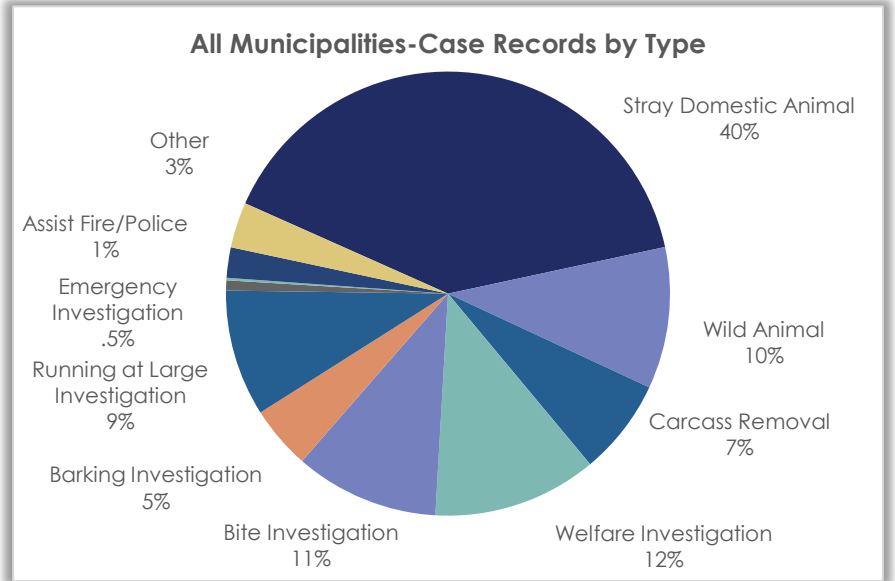
All Municipalities – Case Records & Activities: Year Comparison



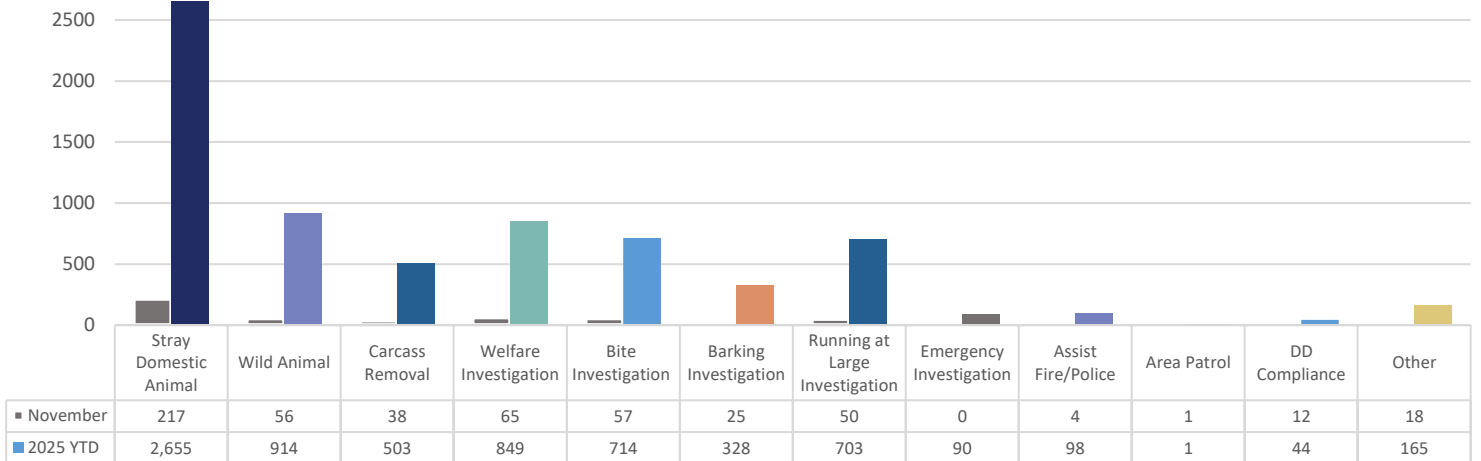
Monthly Operations Report – Nov. 2025

Case Records for All Municipalities by Case Record Type

Case Record Types	Nov. 2025
Stray Domestic Animal	217
Wild Animal	56
Carcass Removal	38
Welfare Investigation	65
Bite Investigation	57
Barking Investigation	25
Running at Large Investigation	50
Emergency Investigation	0
Assist Fire/Police Dept.	4
Area Patrol	1
Dangerous Dog Compliance	12
Other	18
	543



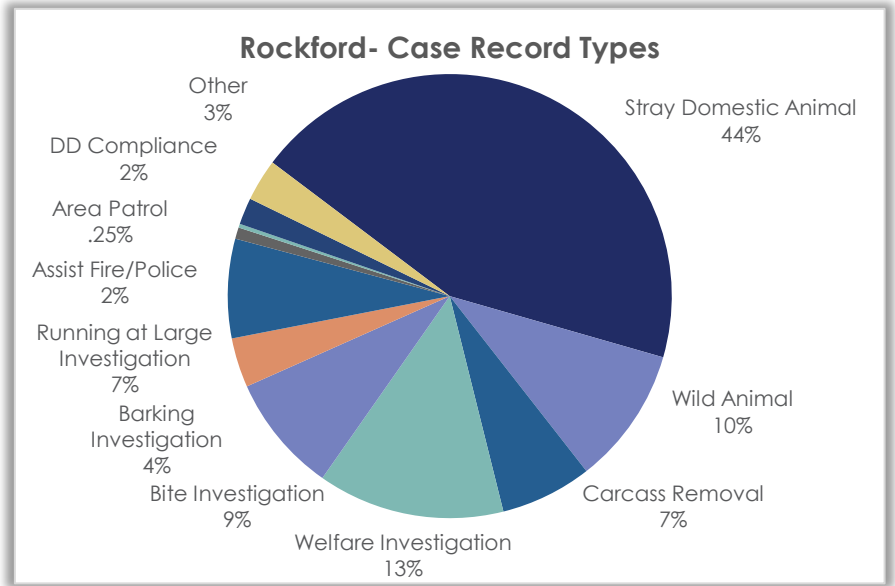
Case Records by Type: Month/Year Comparison



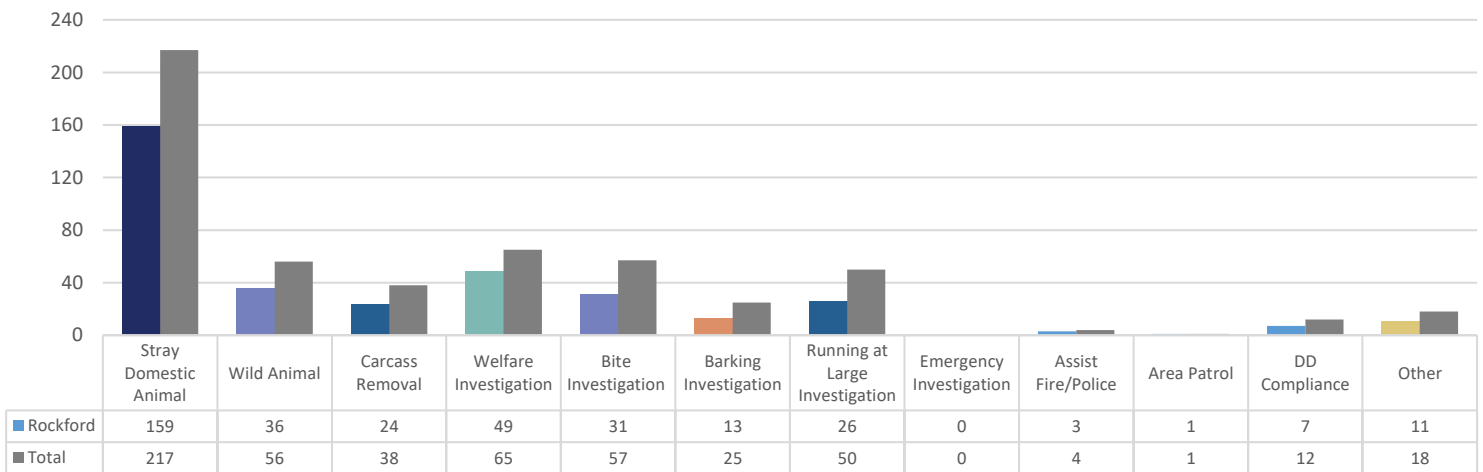
Monthly Operations Report – Nov. 2025

Case Records for Rockford by Case Record Type

Case Record Types	Nov. 2025
Stray Domestic Animal	159
Wild Animal	36
Carcass Removal	24
Welfare Investigation	49
Bite Investigation	31
Barking Investigation	13
Running at Large Investigation	26
Emergency Investigation	0
Assist Fire/Police Dept.	3
Area Patrol	1
Dangerous Dog Compliance	7
Other	11
	360



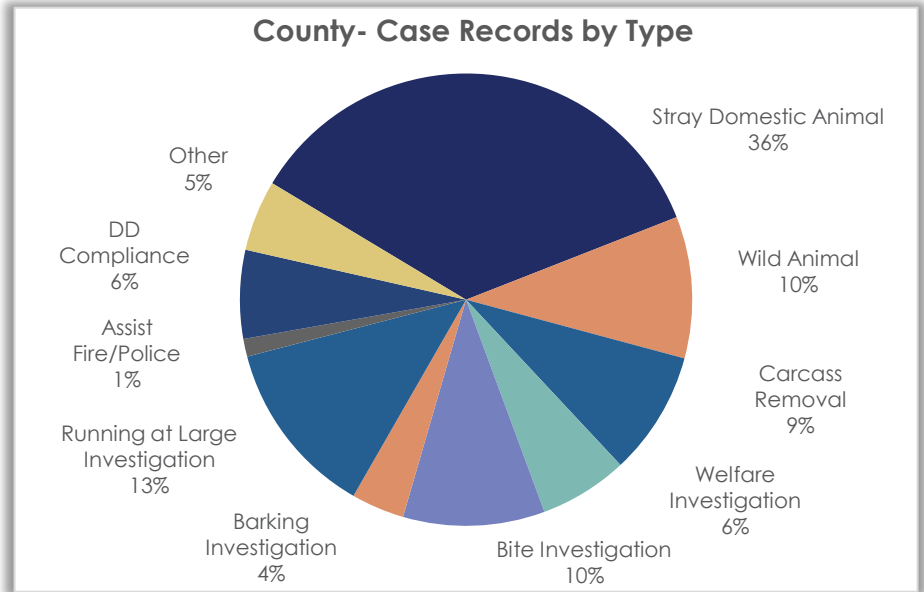
Case Records by Type: Rockford vs. Total Comparison



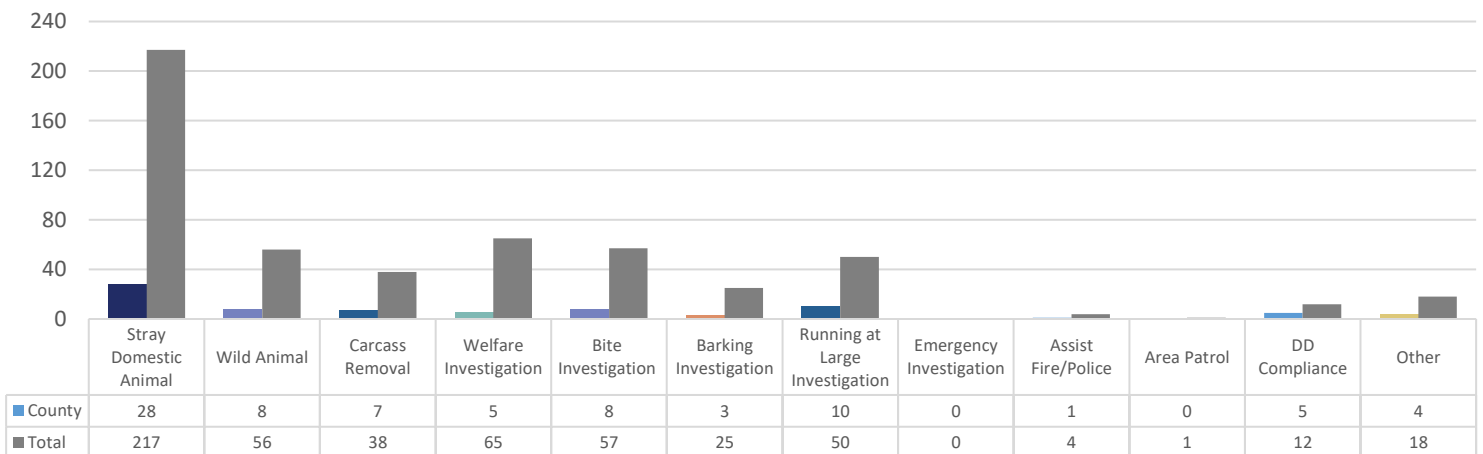
Monthly Operations Report – Nov. 2025

Case Records for the County by Case Record Type

Case Record Types	Nov. 2025
Stray Domestic Animal	28
Wild Animal	8
Carcass Removal	7
Welfare Investigation	5
Bite Investigation	8
Barking Investigation	3
Running at Large Investigation	10
Emergency Investigation	0
Assist Fire/Police Dept.	1
Area Patrol	0
Dangerous Dog Compliance	5
Other	4
	79



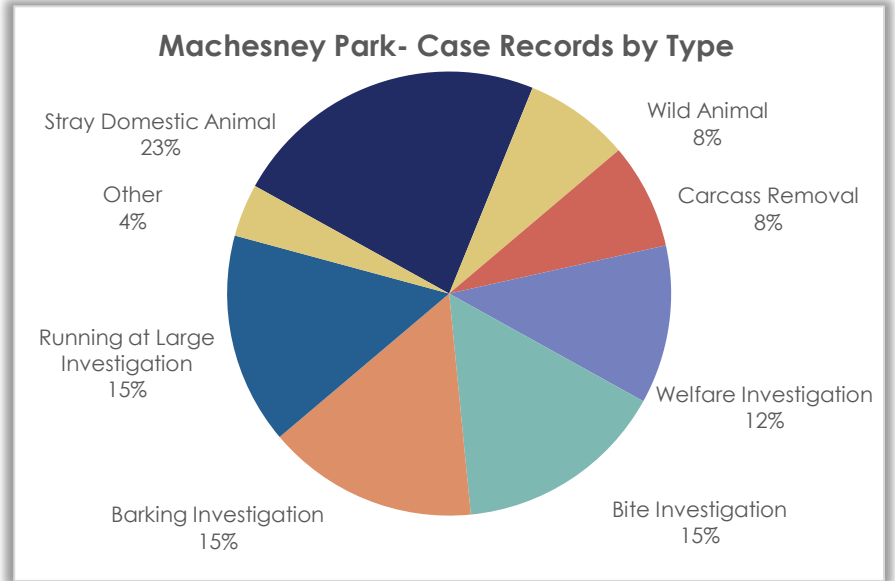
Case Records by Type: Comparison- County vs. Total



Monthly Operations Report – Nov. 2025

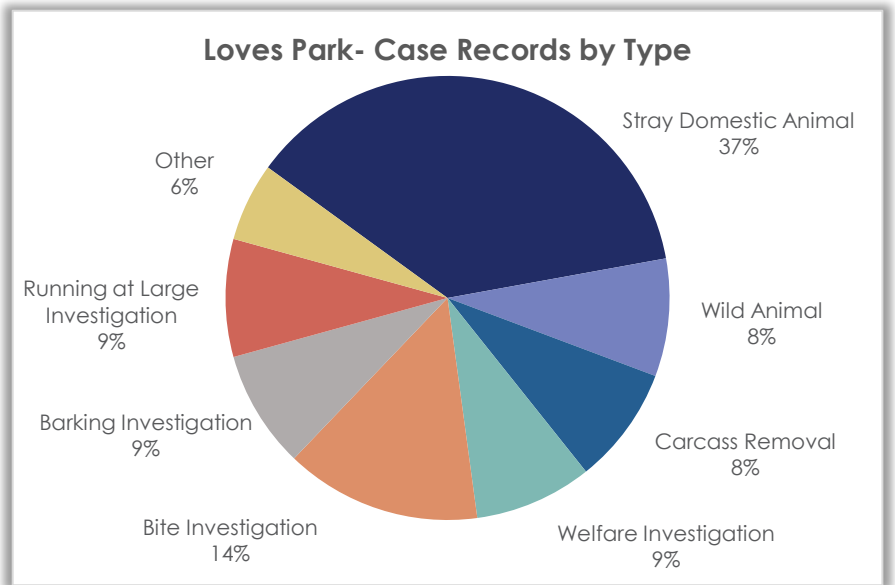
Case Records for Machesney Park by Case Record Type

Case Record Types	Nov. 2025
Stray Domestic Animal	6
Wild Animal	2
Carcass Removal	2
Welfare Investigation	3
Bite Investigation	4
Barking Investigation	4
Running at Large Investigation	4
Emergency Investigation	0
Assist Fire/Police Dept.	0
Area Patrol	0
DD Compliance	0
Other	1
	26



Case Records for Loves Park by Case Record Type

Case Record Types	Nov. 2025
Stray Domestic Animal	13
Wild Animal	3
Carcass Removal	3
Welfare Investigation	3
Bite Investigation	5
Barking Investigation	3
Running at Large Investigation	3
Emergency Investigation	0
Assist Fire/Police Dept.	0
Area Patrol	0
DD Compliance	0
Other	2
	35

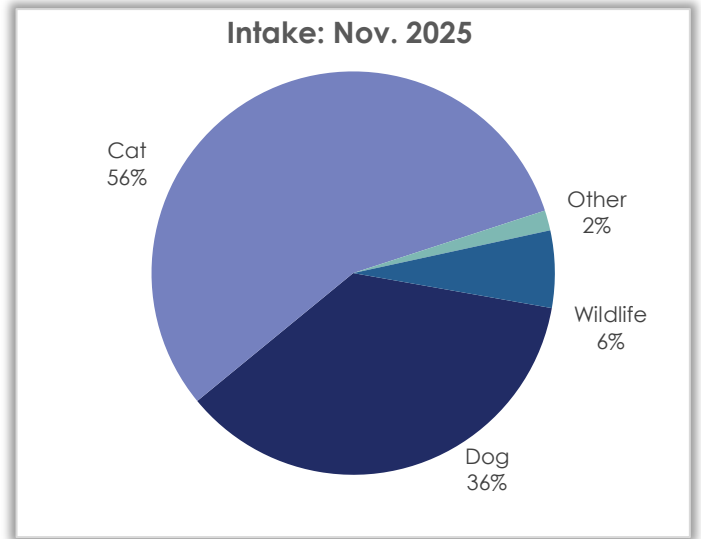


Monthly Operations Report – Nov. 2025

Intake Statistics – Nov. 2025

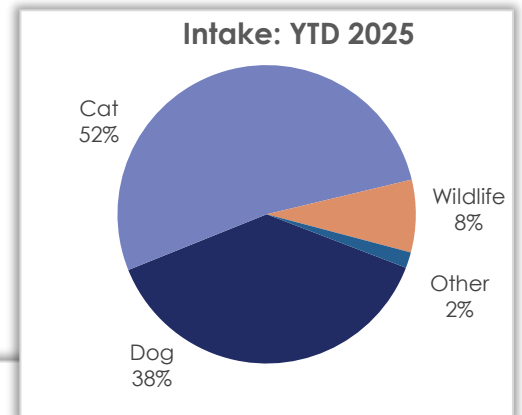
Intake by Species – Month/Year Comparison

Species	Nov. 2025	Nov. 2024	Nov. 2023
Dog	135	133	180
Cat	208	188	198
Chicken	1	2	2
Domestic Rabbit	2	0	1
Guinea Pig	2	1	0
Domestic Bird	1	0	0
Potbelly Pig	0	1	0
Tarantula	0	0	1
Wildlife	23	52	11
Total	372	377	393

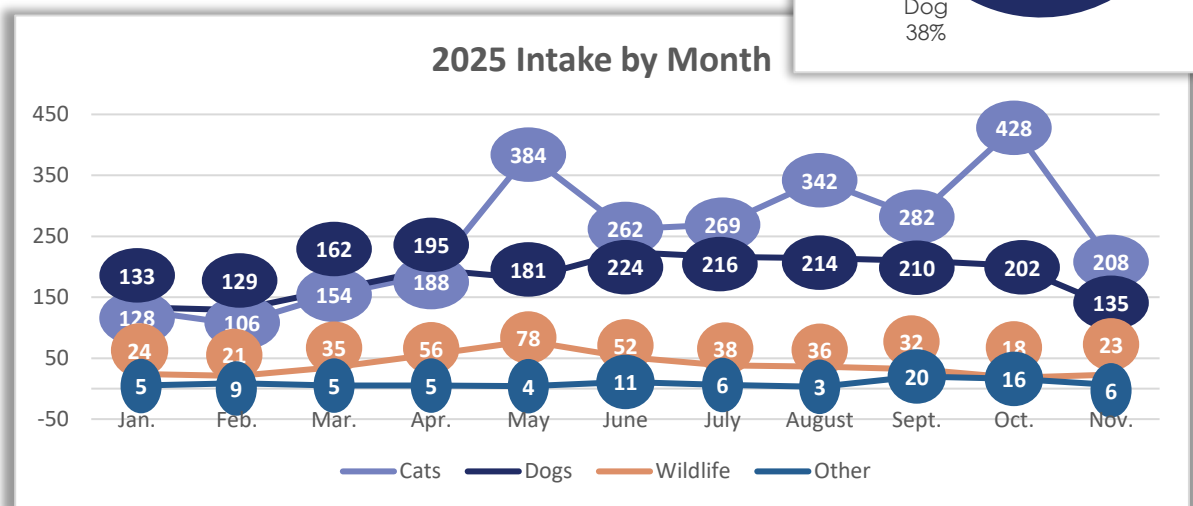


Intake by Species – YTD/Year Comparison

Species	YTD 2025	YTD 2024	YTD 2023
Dog	2,001	1,932	1,866
Cat	2,751	2,717	2,465
Wildlife	413	469	331
Other	90	207	132
Total	5,255	5,325	4,794



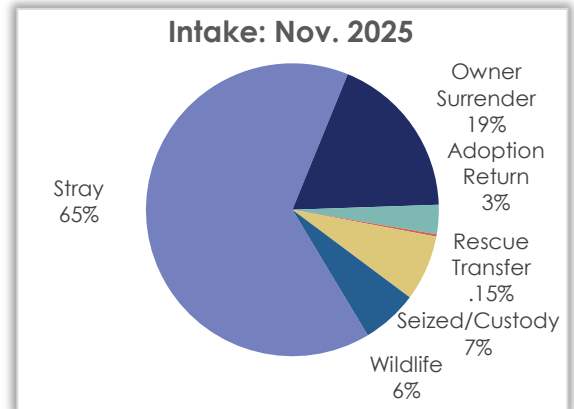
2025 Intake by Month



Monthly Operations Report – Nov. 2025

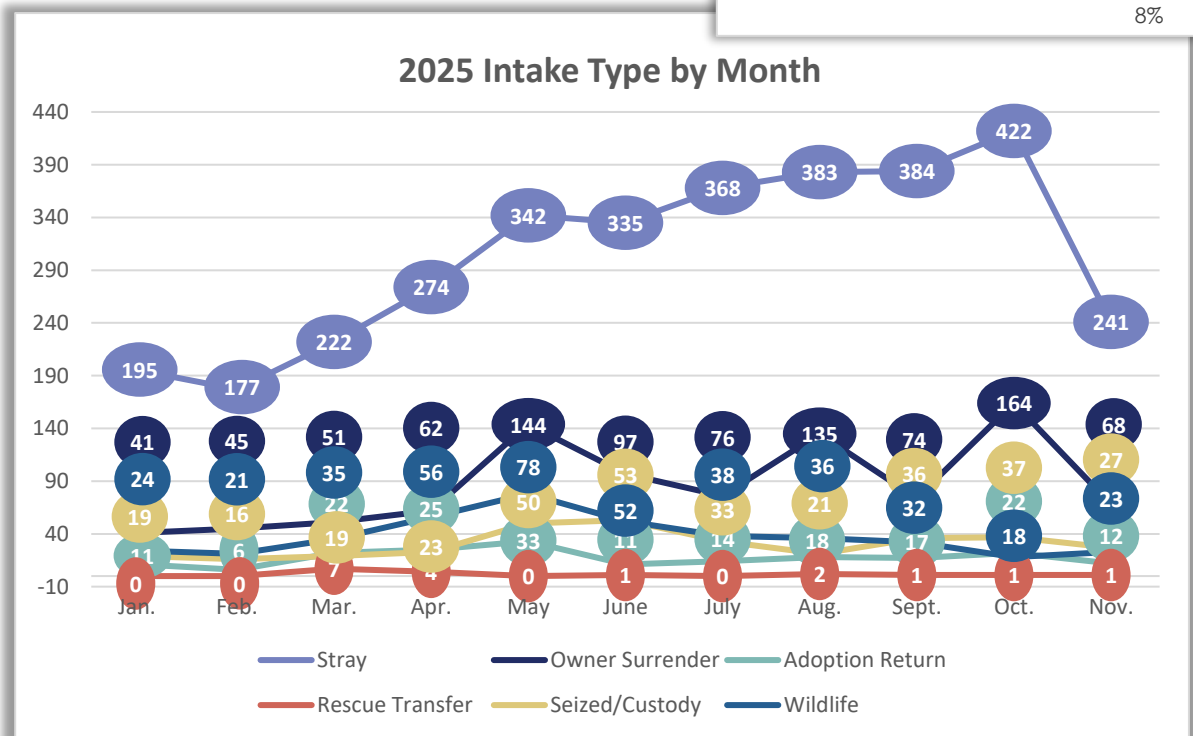
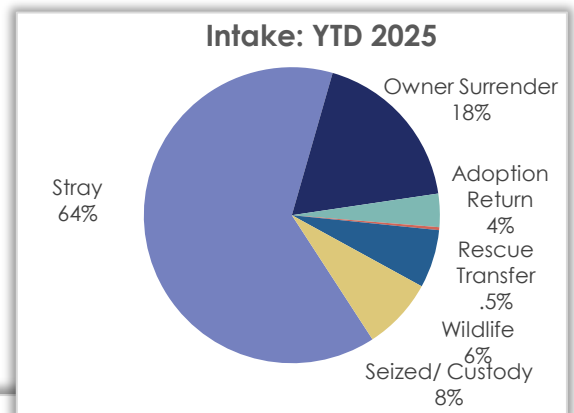
Intake by Type – Month/Year Comparison

Intake Type	Nov. 2025	Nov. 2024	Nov. 2023
Stray	241	267	296
Owner Surrender	68	43	46
Adoption Return	12	7	15
Rescue Transfer	1	0	0
Seized/Custody	27	8	25
Wildlife	23	52	11
Total	372	377	393



Intake by Type – YTD/Year Comparison

Intake Type	YTD 2025	YTD 2024	YTD 2023
Stray	3,343	3,480	3,328
Owner Surrender	957	783	619
Adoption Return	191	144	183
Rescue Transfer	17	17	11
Seized/Custody	334	430	322
Wildlife	413	469	331
Total	5,255	5,323	4,794



Monthly Operations Report – Nov. 2025

Stray Intake

Stray Intake by Species – Month/Year Comparison

Species	Nov. 2025	Nov. 2024	Nov. 2023
Dog	78	98	127
Cat	159	167	167
Other/Wildlife	4	2	2
Total	241	267	296

Owner Surrender

Owner Surrender by Species – Month/Year Comparison

Species	Nov. 2025	Nov. 2024	Nov. 2023
Dog	26	25	26
Cat	40	16	19
Other	2	2	1
Total	68	43	46

Adoption Return

Adoption Returns by Species – Month/Year Comparison

Species	Nov. 2025	Nov. 2024	Nov. 2023
Dog	10	3	8
Cat	2	4	7
Other	0	0	0
Total	12	7	15

Seized/Custody

Seized/Custody by Species – Month/Year Comparison

Species	Nov. 2025	Nov. 2024	Nov. 2023
Dog	21	7	19
Cat	6	1	5
Other	0	0	1
Total	27	8	25



Monthly Operations Report – Nov. 2025

Outcome Statistics – Nov. 2025

Return to Owner

Return to Owner by Species – Month/Year Comparison

Species	Nov. 2025	Nov. 2024	Nov. 2023
Dog	39	45	62
Cat	8	2	7
Other	1	1	0
Total	48	48	69

Return to Owner by Species – YTD/Year Comparison

Species	YTD 2025	YTD 2024	YTD 2023
Dog	634	612	655
Cat	75	82	65
Other	6	11	15
Total	715	705	735

TNR and RTF

Trap-Neuter-Return and Return-to-Field Outcomes by Month

	Jan.	Feb.	Mar.	Apr.	May	June	July	Aug	Sept	Oct	Nov	
TNR	0	0	0	0	0	0	0	0	0	0	0	0
RTF	0	0	0	0	0	0	0	1	0	3	1	5
	0	0	0	0	0	0	0	1	0	3	1	

Wildlife

Wildlife Rehabilitation Month/Year and Year Comparisons

Nov. 2025

Nov. 2025	Nov. 2024	Nov. 2023
0	3	1

YTD 2025

YTD 2025	YTD 2024	YTD 2023
39	105	75

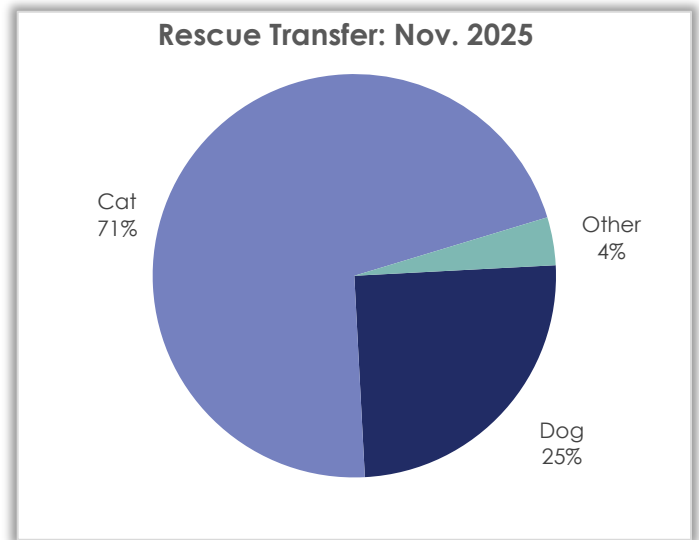


Monthly Operations Report – Nov. 2025

Rescue Transfer

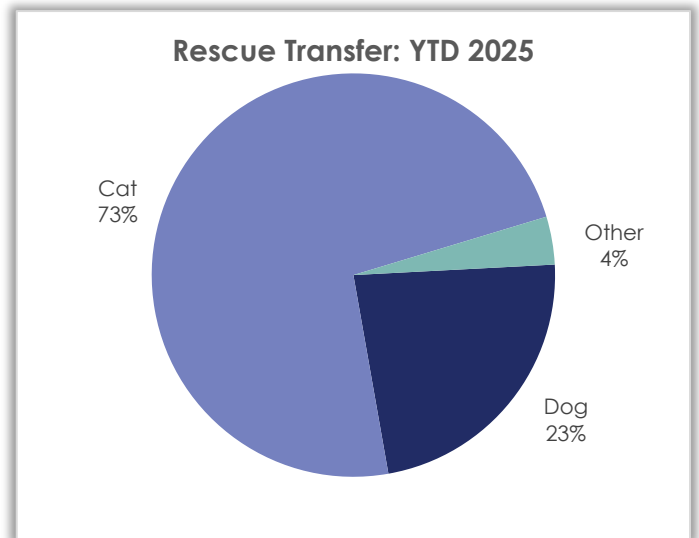
Rescue Transfer by Species – Month/Year Comparison

Species	Nov. 2025	Nov. 2024	Nov. 2023
Dog	13	9	18
Cat	37	35	63
Domestic Rabbit	1	2	0
Livestock	1	0	0
Total	52	46	81



Rescue Transfer by Species – YTD/Year Comparison

Species	YTD 2025	YTD 2024	YTD 2023
Dog	222	183	190
Cat	704	596	528
Other	37	130	14
Total	963	909	732

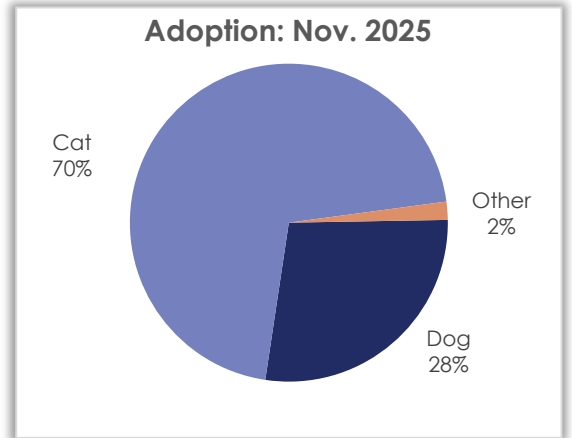


Monthly Operations Report – Nov. 2025

Adoption

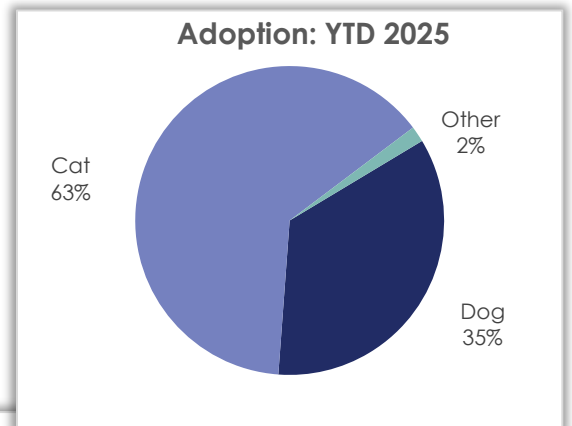
Adoption by Species – Month/Year Comparison

Species	Nov. 2025	Nov. 2024	Nov. 2023
Dog	60	41	52
Cat	153	191	169
Domestic Rabbit	1	0	0
Chicken	1	3	2
Guinea Pig	2	1	0
Fish	0	3	0
Goat	0	1	0
Total	217	240	223

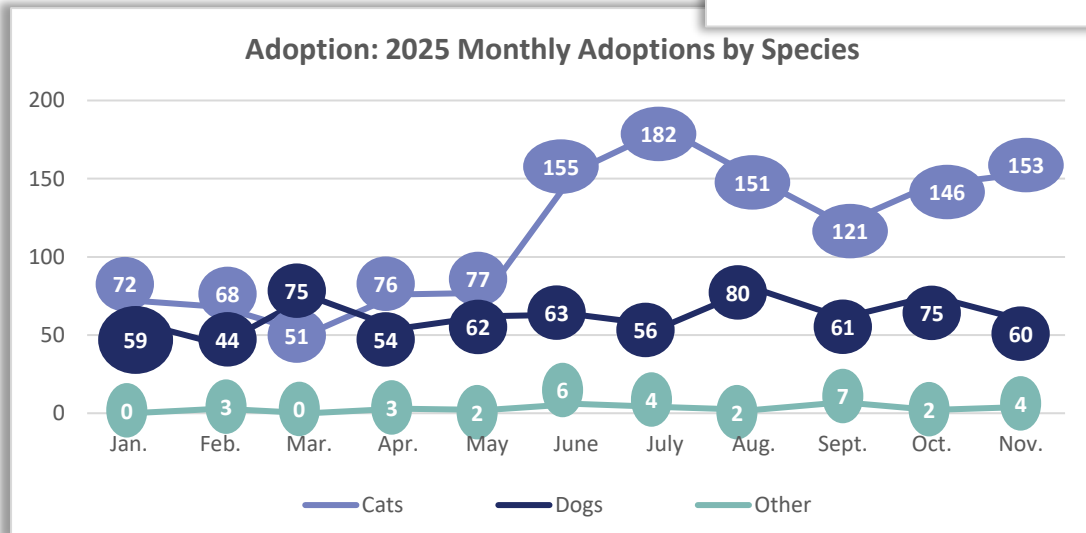


Adoption by Species – YTD/Year Comparison

Species	YTD 2025	YTD 2024	YTD 2023
Dog	689	704	616
Cat	1,259	1,369	1,351
Other	33	47	90
Total	1,981	2,120	2,057




Adoption: 2025 Monthly Adoptions by Species



Monthly Operations Report – Nov. 2025

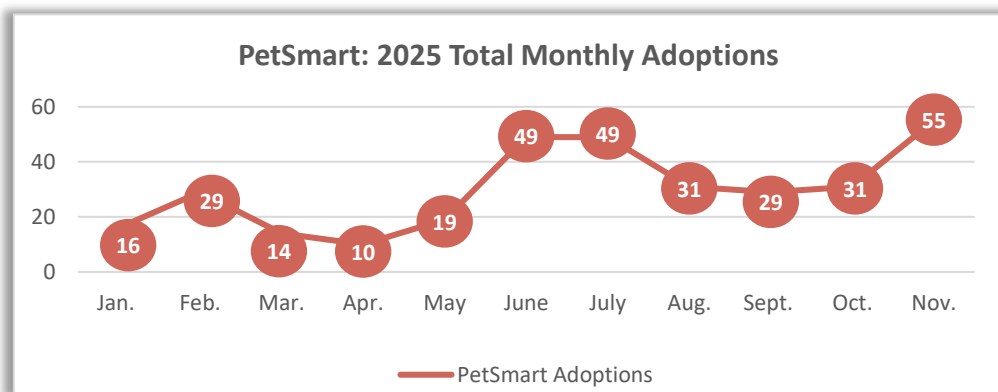
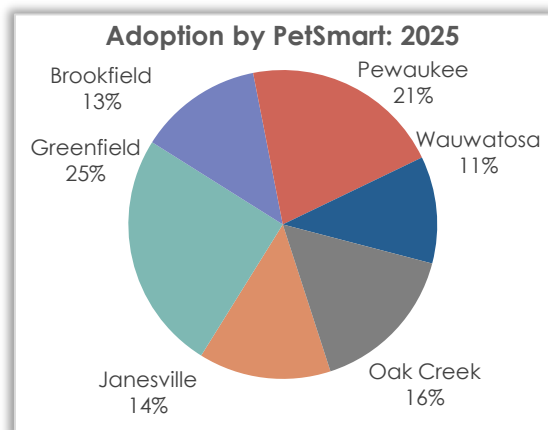
Off-site Adoptions by PetSmart Location – Month/Year Comparison

PetSmart Location	Nov. 2025	Nov. 2024	Nov. 2023
Machesney Park	-	-	0
Rockford	-	-	0
Janesville	0	9	8
Greenfield	10	16	10
Brookfield	10	5	6
Pewaukee	15	10	9
Wauwatosa	7	10	6
Oak Creek	13	12	13
Total	55	62	52



Off-site Adoptions by PetSmart Location – YTD/Year Comparison

PetSmart Location	YTD 2025	YTD 2024	YTD 2023
Machesney Park	-	-	0
Rockford	-	-	2
Janesville	47	78	92
Greenfield	85	104	129
Brookfield	44	37	66
Pewaukee	71	63	81
Wauwatosa	38	62	66
Oak Creek	54	70	71
Total	339	414	507

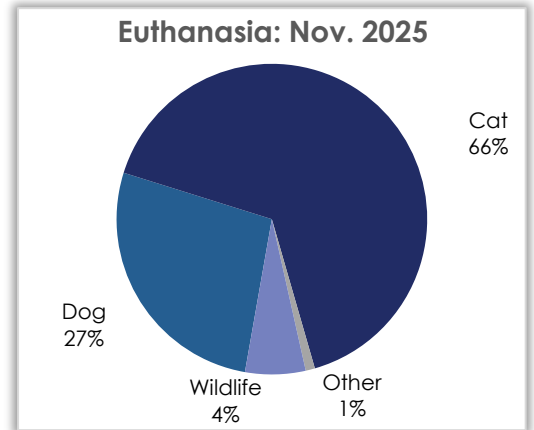


Monthly Operations Report – Nov. 2025

Euthanasia

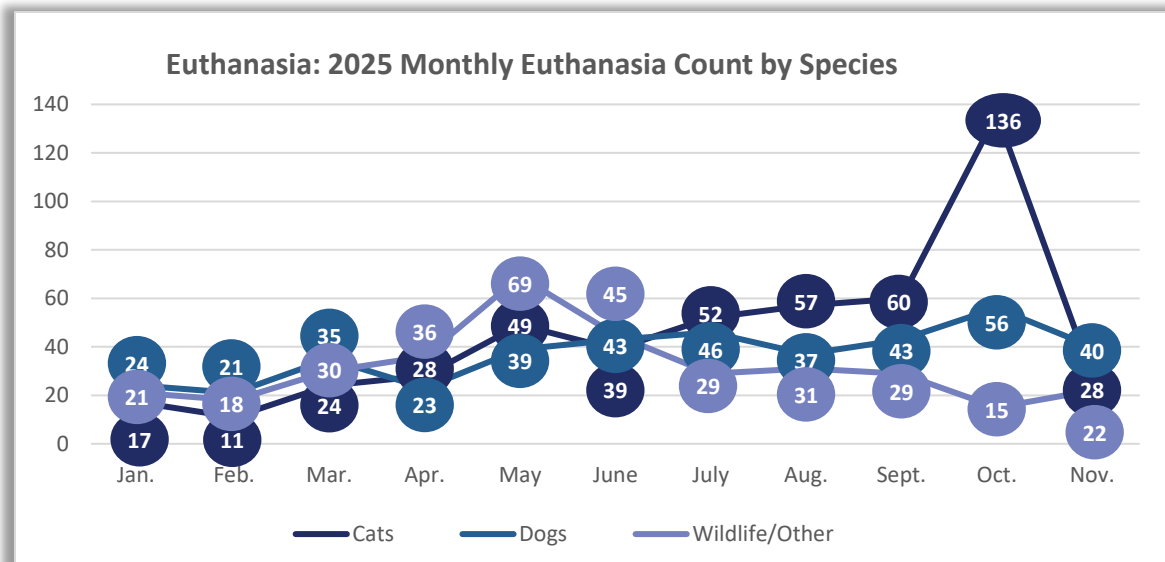
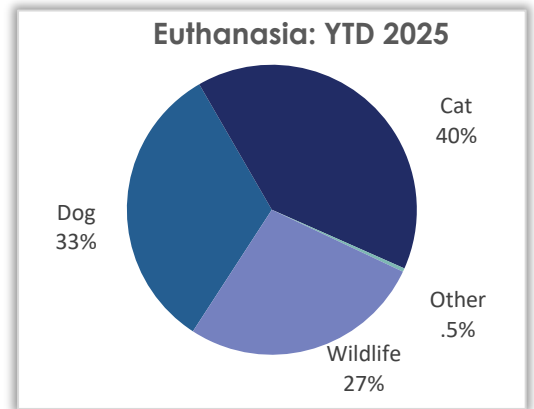
Euthanasia by Species – Month/Year Comparison

Species	Nov. 2025	Nov. 2024	Nov. 2023
Dog	40	28	37
Cat	28	33	27
Wildlife	22	40	9
Total	90	101	73



Euthanasia by Species – YTD/Year Comparison

Species	YTD 2025	YTD 2024	YTD 2023
Dog	407	348	339
Cat	501	461	339
Other	5	5	4
Wildlife	340	320	234
Total	1,253	1,134	916



Monthly Operations Report – Nov. 2025

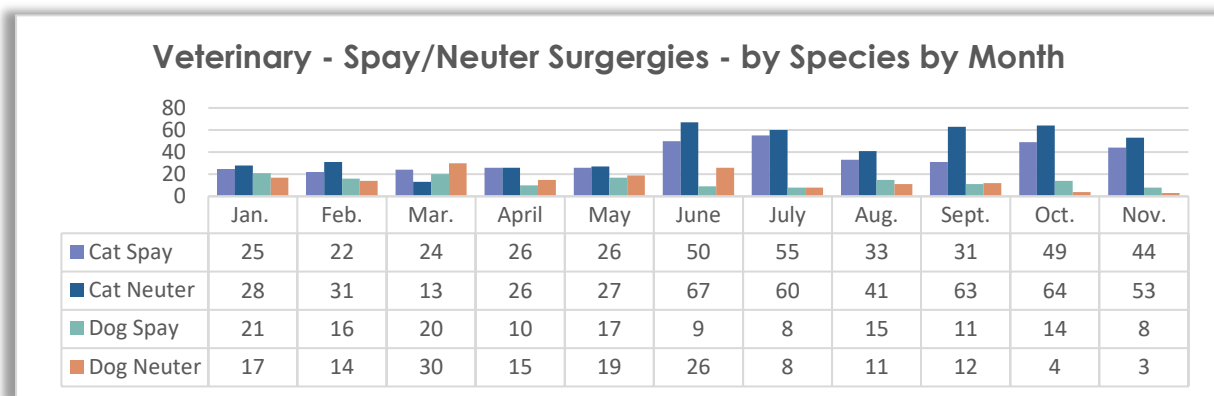
Veterinary Operations – Nov. 2025

Spay/Neuter Surgeries – Nov. Totals

	Dog	Cat	
Spay	8	44	52
Neuter	3	53	56
Total	11	97	108

Spay/Neuter Surgeries – YTD Totals

	Dog	Cat	
Spay	149	385	534
Neuter	159	473	632
Total	308	858	



Veterinary – Other Procedures - 2025 by Month

Procedure	Jan	Feb	Mar	Apr	May	June	July	Aug.	Sept.	Oct.	Nov.	
Entropion	2	1	0	0	0	2	0	0	2	0	2	9
Repair Umbilical Hernia	1	0	0	1	0	0	1	1	0	0	4	6
Treat/Close Wound	4	6	1	3	1	4	2	1	0	2	0	24
Hematoma Repair	0	1	0	0	0	0	1	0	0	0	0	2
Leg Amputation	1	2	0	0	1	0	1	1	2	1	1	10
Ear Tip	2	0	0	0	0	0	0	0	0	0	0	2
Tail Amputation	0	0	1	0	0	0	0	0	1	0	0	2
Enucleation	0	0	1	0	0	0	0	0	2	1	1	5
Growth Removal	0	0	0	2	1	0	0	0	5	0	0	8
Scrotal Ablation	0	0	0	1	1	0	0	0	0	0	0	2
Cherry Eye Repair	0	0	0	0	1	3	0	0	2	0	0	6
Grooming/Shave Down	0	0	0	0	0	1	2	0	2	0	0	5
FHO	0	0	0	0	0	0	0	1	0	0	1	2
Wire Removal (jaw closure)	0	0	0	0	0	0	0	1	0	0	0	1
Inguinal Hernia	0	0	0	0	0	0	0	0	1	0	0	1
Enucleation Repair	0	0	0	0	0	0	0	0	0	1	0	1
Cystotomy	0	0	0	0	0	0	0	0	0	0	10	1
	10	10	3	7	5	10	7	5	17	5	10	89

