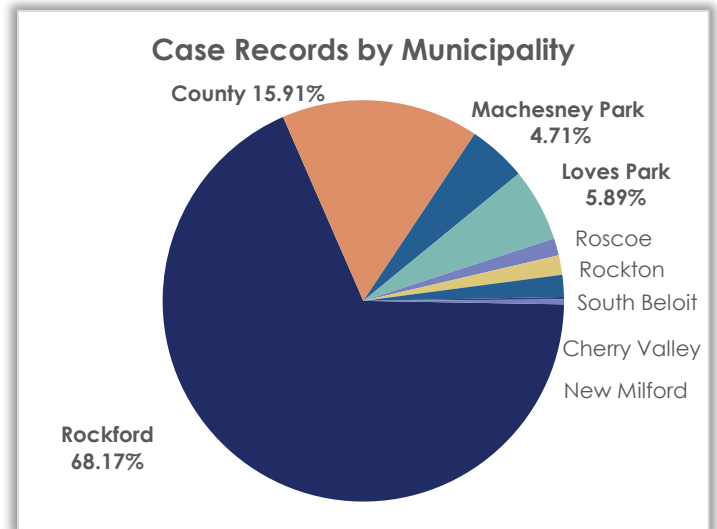


Monthly Operations Report – February 2026

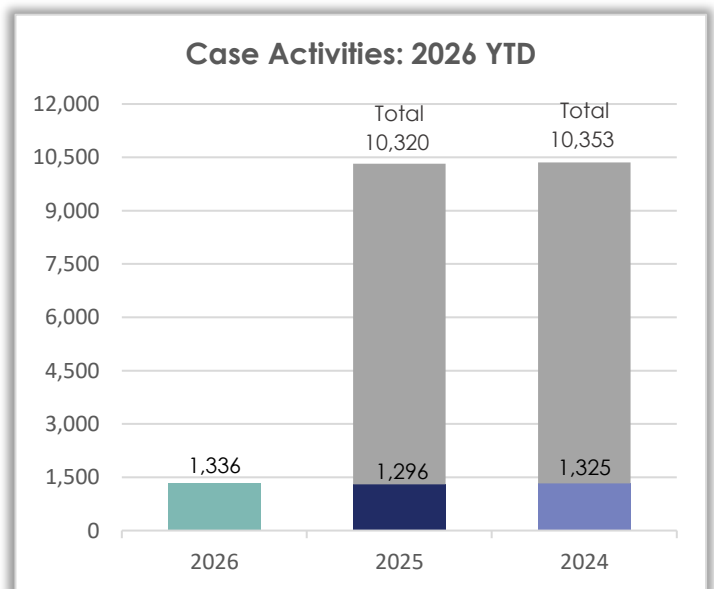
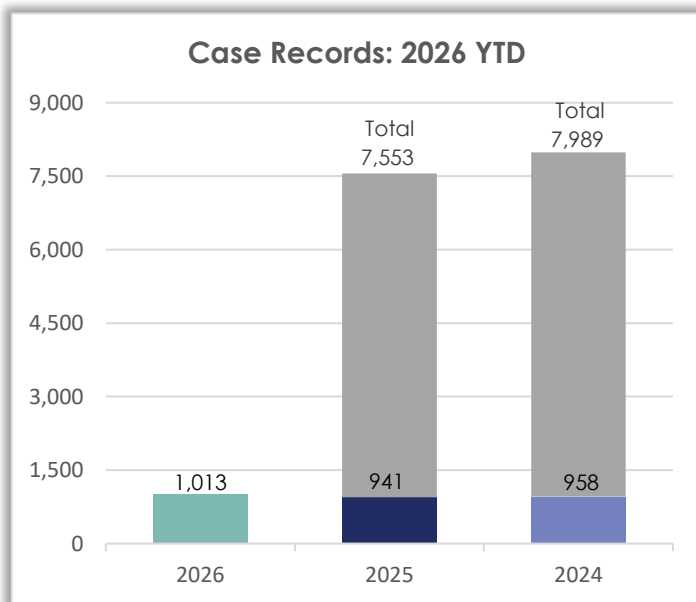
Field Services Case Records – February 2026

Case Records by Municipality – Month/Year Comparison

Municipality	Feb. 2026	Feb. 2025	Feb. 2024
Rockford	347	296	340
County	81	52	73
Machesney Park	24	24	36
Loves Park	30	24	38
Rockton	7	4	4
Roscoe	8	3	7
South Beloit	9	12	7
Durand	0	4	2
Pecatonica	0	3	0
Winnebago	0	3	1
New Milford	1	1	0
Cherry Valley	2	2	3
Boone County	0	0	0
Other	0	0	2
Total	509	428	513



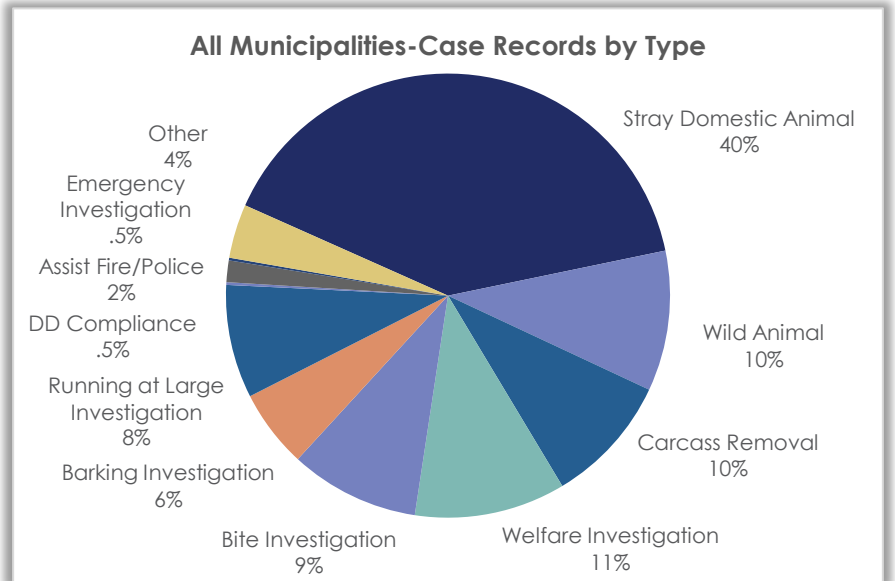
All Municipalities – Case Records & Activities: Year Comparison



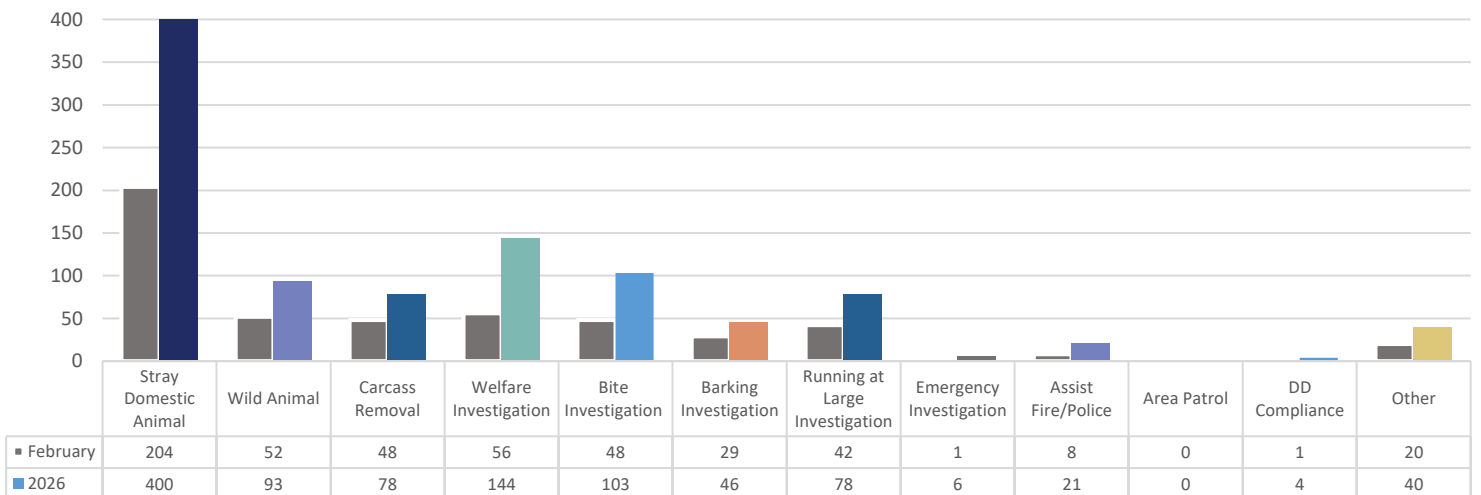
Monthly Operations Report – February 2026

Case Records for All Municipalities by Case Record Type

Case Record Types	Feb. 2026
Stray Domestic Animal	204
Wild Animal	52
Carcass Removal	48
Welfare Investigation	56
Bite Investigation	48
Barking Investigation	29
Running at Large Investigation	42
Emergency Investigation	1
Assist Fire/Police Dept.	8
Area Patrol	0
Dangerous Dog Compliance	1
Other	20
	509



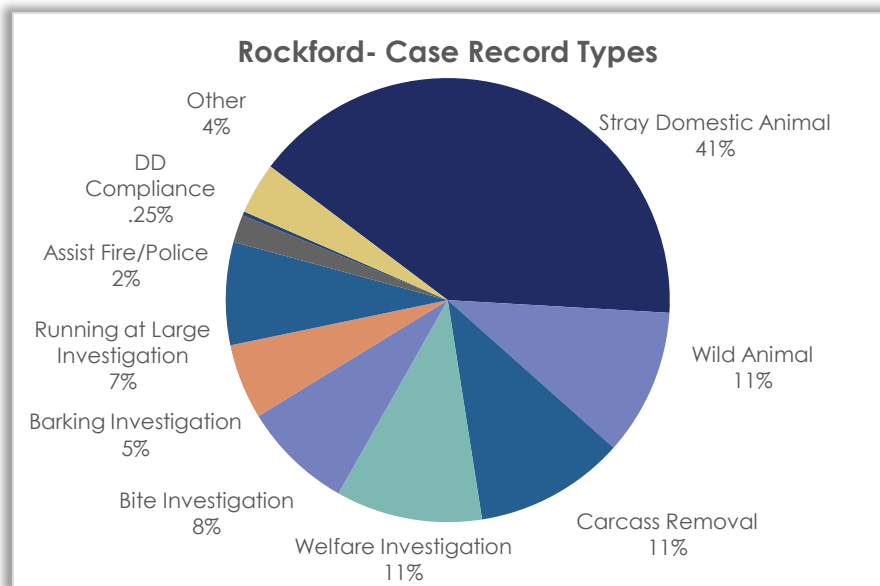
Case Records by Type: Month/Year Comparison



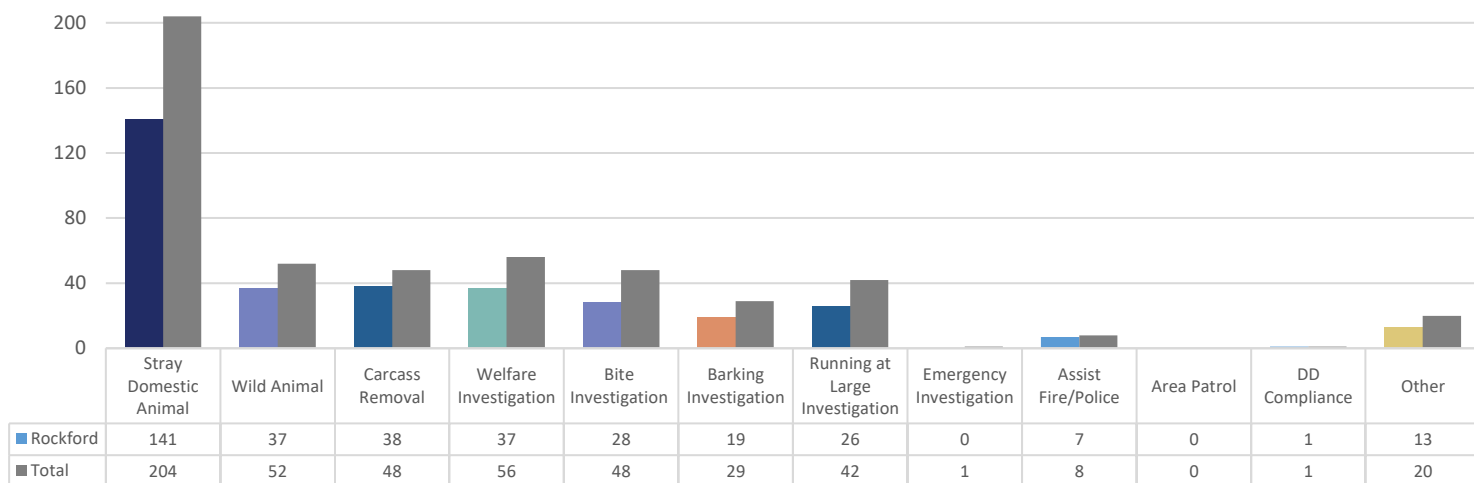
Monthly Operations Report – February 2026

Case Records for Rockford by Case Record Type

Case Record Types	Feb. 2026
Stray Domestic Animal	141
Wild Animal	37
Carcass Removal	38
Welfare Investigation	37
Bite Investigation	28
Barking Investigation	19
Running at Large Investigation	26
Emergency Investigation	0
Assist Fire/Police Dept.	7
Area Patrol	0
Dangerous Dog Compliance	1
Other	13
	347



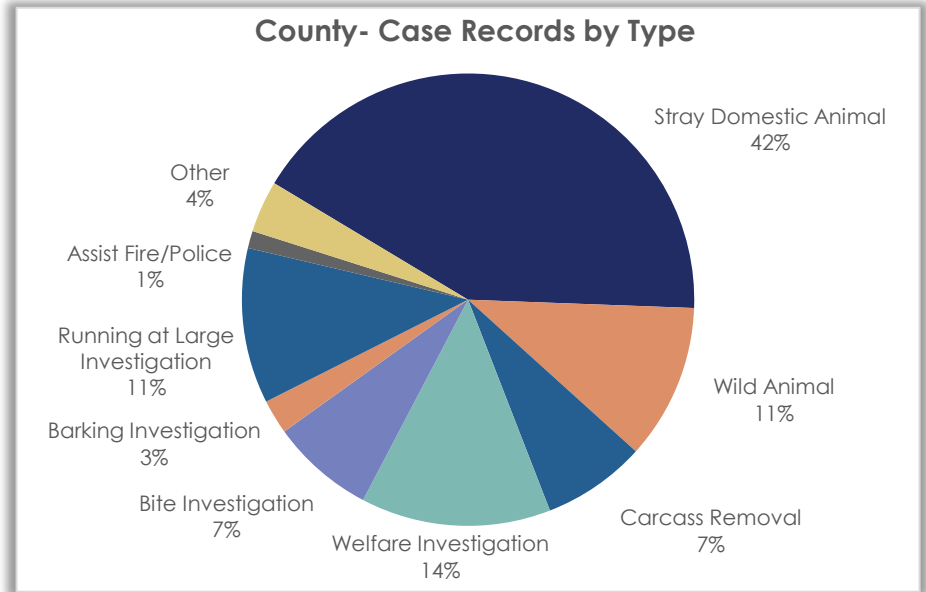
Case Records by Type: Rockford vs. Total Comparison



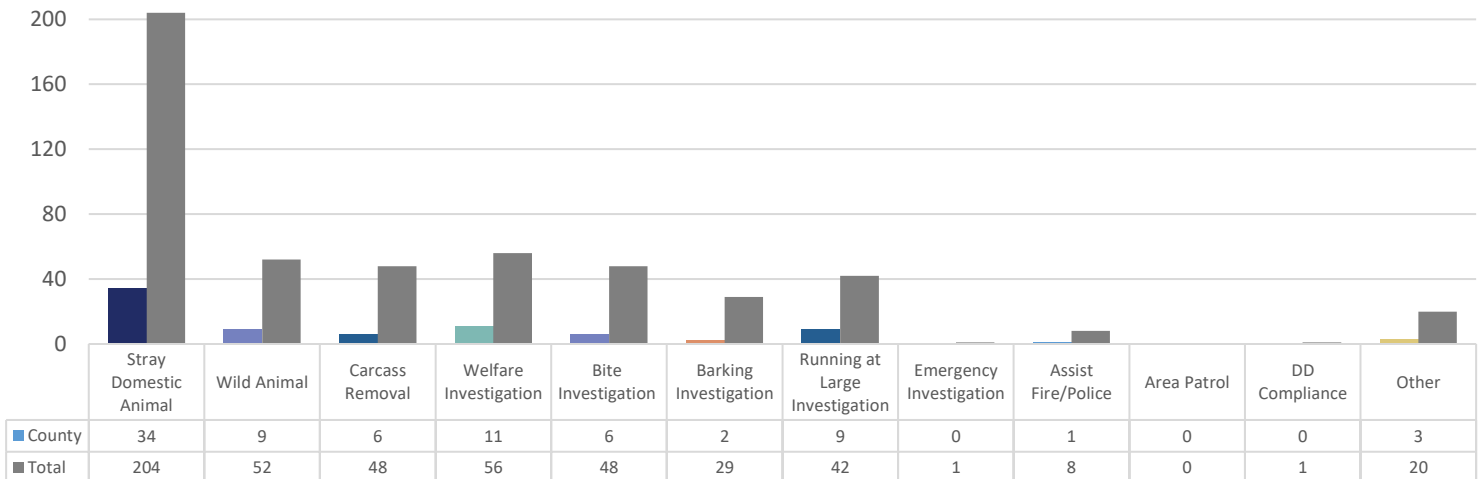
Monthly Operations Report – February 2026

Case Records for the County by Case Record Type

Case Record Types	Feb. 2026
Stray Domestic Animal	34
Wild Animal	9
Carcass Removal	6
Welfare Investigation	11
Bite Investigation	6
Barking Investigation	2
Running at Large Investigation	9
Emergency Investigation	0
Assist Fire/Police Dept.	1
Area Patrol	0
Dangerous Dog Compliance	0
Other	3
	81



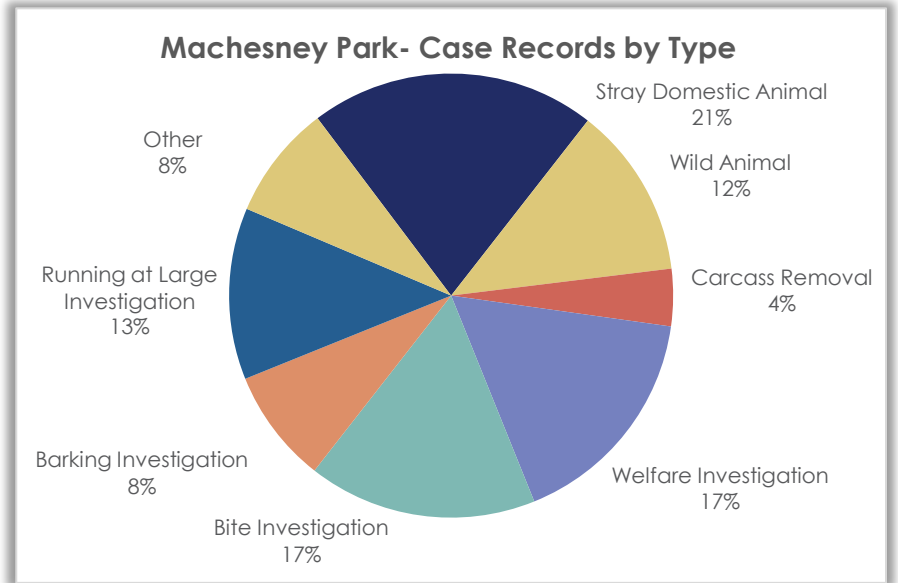
Case Records by Type: Comparison- County vs. Total



Monthly Operations Report – February 2026

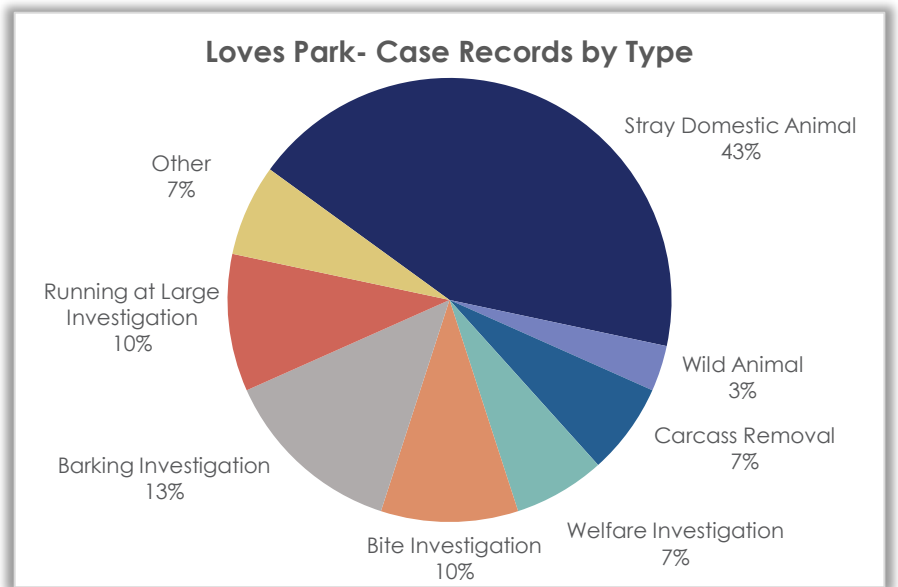
Case Records for Machesney Park by Case Record Type

Case Record Types	Feb. 2026
Stray Domestic Animal	5
Wild Animal	3
Carcass Removal	1
Welfare Investigation	4
Bite Investigation	4
Barking Investigation	2
Running at Large Investigation	3
Emergency Investigation	0
Assist Fire/Police Dept.	0
Area Patrol	0
DD Compliance	0
Other	2
	24



Case Records for Loves Park by Case Record Type

Case Record Types	Feb. 2026
Stray Domestic Animal	13
Wild Animal	1
Carcass Removal	2
Welfare Investigation	2
Bite Investigation	3
Barking Investigation	4
Running at Large Investigation	3
Emergency Investigation	0
Assist Fire/Police Dept.	0
Area Patrol	0
DD Compliance	0
Other	2
	30

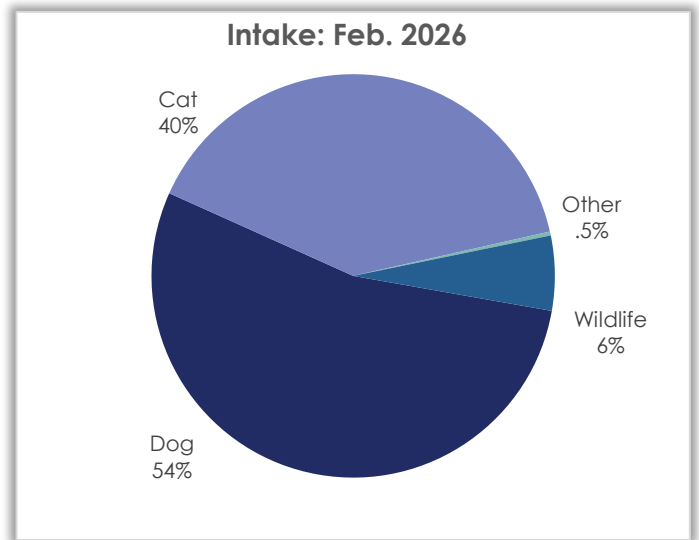


Monthly Operations Report – February 2026

Intake Statistics – Feb. 2026

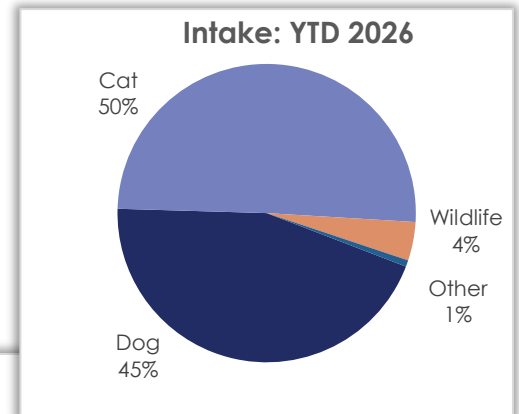
Intake by Species – Month/Year Comparison

Species	Feb. 2026	Feb. 2025	Feb. 2024
Dog	171	129	167
Cat	126	106	108
Bearded Dragon	0	2	0
Domestic Rabbit	1	1	3
Guinea Pig	0	6	0
Wildlife	19	21	5
Total	317	265	283

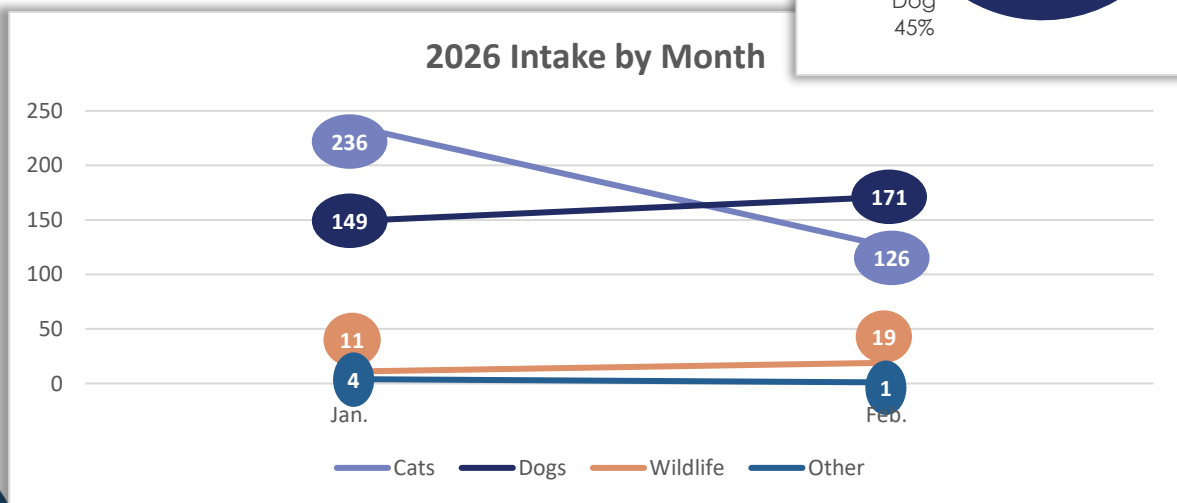


Intake by Species – YTD/Year Comparison

Species	YTD 2026	YTD 2025	YTD 2024
Dog	320	262	334
Cat	362	234	239
Wildlife	30	45	14
Other	5	14	9
Total	717	555	596



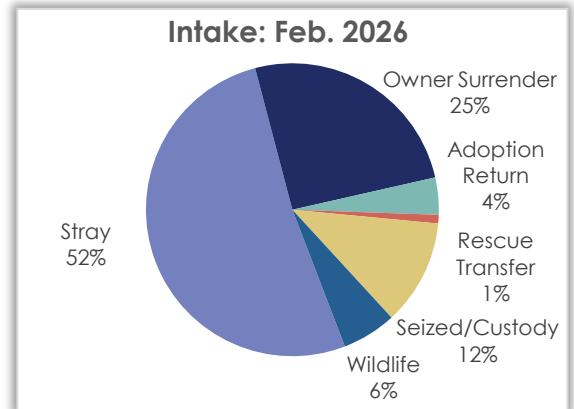
2026 Intake by Month



Monthly Operations Report – February 2026

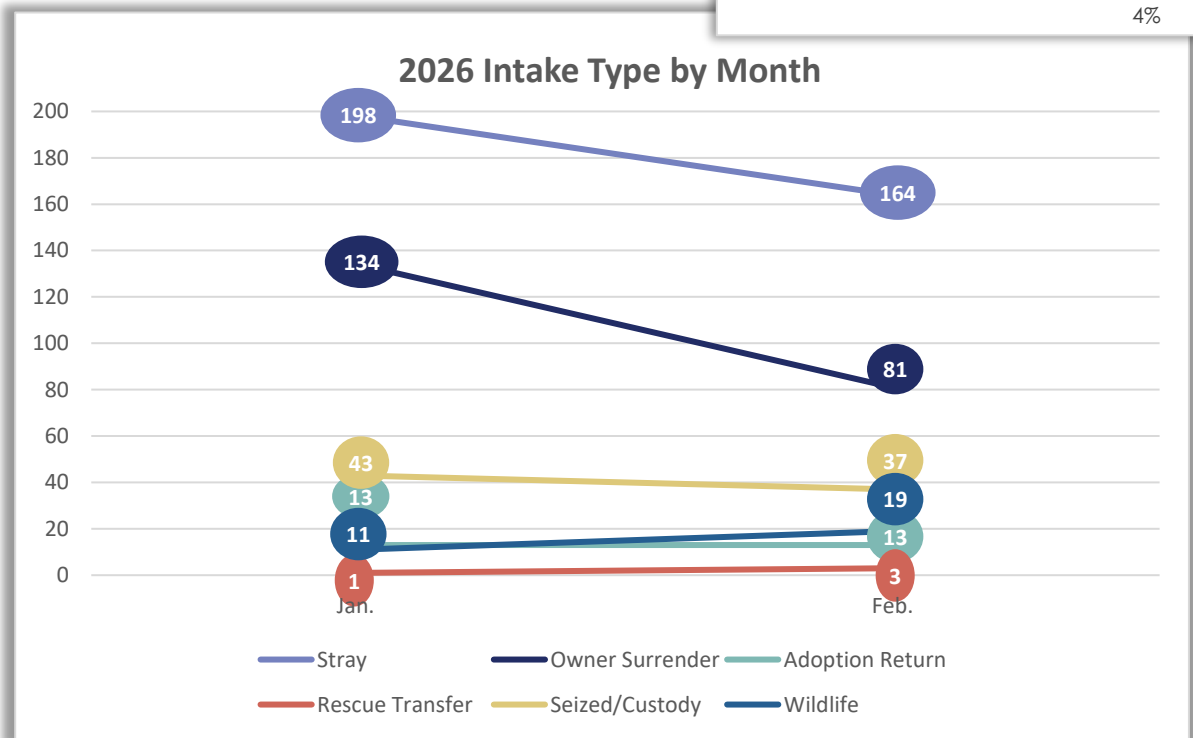
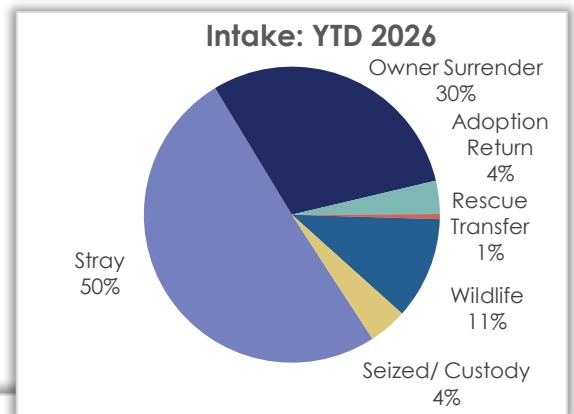
Intake by Type – Month/Year Comparison

Intake Type	Feb. 2026	Feb. 2025	Feb. 2024
Stray	164	177	187
Owner Surrender	81	45	50
Adoption Return	13	6	15
Rescue Transfer	3	0	2
Seized/Custody	37	16	22
Wildlife	19	21	5
Total	317	265	281



Intake by Type – YTD/Year Comparison

Intake Type	YTD 2026	YTD 2025	YTD 2024
Stray	362	372	388
Owner Surrender	215	86	102
Adoption Return	26	17	31
Rescue Transfer	4	0	5
Seized/Custody	80	35	54
Wildlife	30	45	14
Total	717	555	594



Monthly Operations Report – February 2026

Stray Intake

Stray Intake by Species – Month/Year Comparison

Species	Feb. 2026	Feb. 2025	Feb. 2024
Dog	86	94	108
Cat	78	83	79
Other/Wildlife	0	0	0
Total	164	177	187

Owner Surrender

Owner Surrender by Species – Month/Year Comparison

Species	Feb. 2026	Feb. 2025	Feb. 2024
Dog	38	15	28
Cat	42	21	19
Other	1	9	3
Total	81	45	50

Adoption Return

Adoption Returns by Species – Month/Year Comparison

Species	Feb. 2026	Feb. 2025	Feb. 2024
Dog	10	5	11
Cat	3	1	4
Other	0	0	0
Total	13	6	15

Seized/Custody

Seized/Custody by Species – Month/Year Comparison

Species	Feb. 2026	Feb. 2025	Feb. 2024
Dog	34	15	17
Cat	3	1	5
Other	0	0	0
Total	37	16	22



Monthly Operations Report – February 2026

Outcome Statistics – Feb. 2026

Return to Owner

Return to Owner by Species – Month/Year Comparison

Species	Feb. 2026	Feb. 2025	Feb. 2024
Dog	46	37	40
Cat	5	7	4
Other	0	0	2
Total	51	44	46

Return to Owner by Species – YTD/Year Comparison

Species	YTD 2026	YTD 2025	YTD 2024
Dog	84	74	91
Cat	12	12	12
Other	0	0	3
Total	96	86	106

TNR and RTF

Trap-Neuter-Return and Return-to-Field Outcomes by Month

	Jan.	Feb.	
TNR	0	0	0
RTF	1	0	1
	1	0	

Wildlife

Wildlife Rehabilitation Month/Year and Year Comparisons

Feb. 2026

Feb. 2026	Feb. 2025	Feb. 2024
5	2	0

YTD 2026

YTD 2026	YTD 2025	YTD 2024
6	4	0

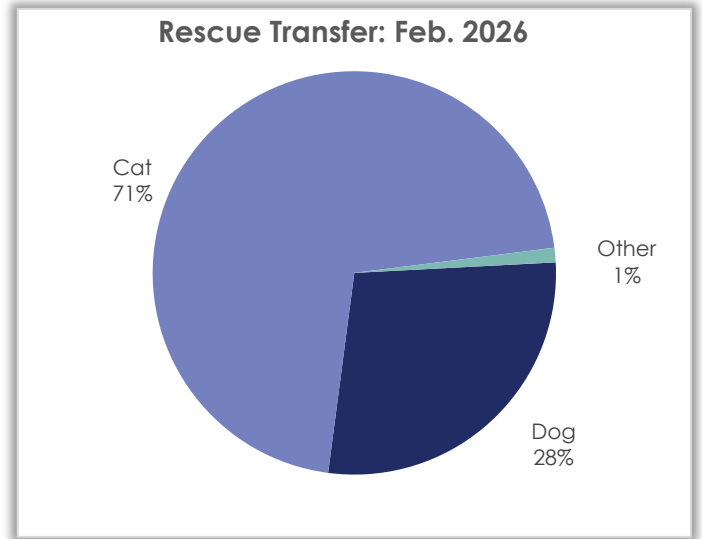


Monthly Operations Report – February 2026

Rescue Transfer

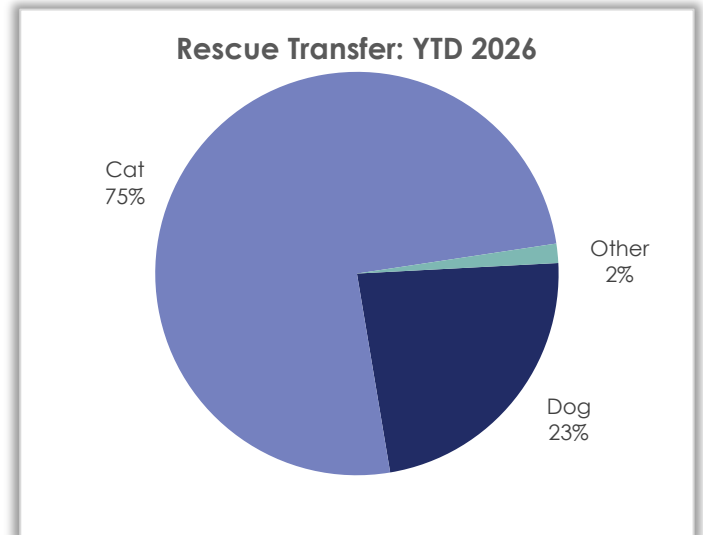
Rescue Transfer by Species – Month/Year Comparison

Species	Feb. 2026	Feb. 2025	Feb. 2024
Dog	24	13	17
Cat	61	40	15
Guinea Pig	0	6	0
Domestic Rabbit	1	1	2
Bearded Dragon	0	2	0
Total	86	62	34



Rescue Transfer by Species – YTD/Year Comparison

Species	YTD 2026	YTD 2025	YTD 2024
Dog	45	26	42
Cat	146	84	44
Other	3	11	5
Total	194	121	91

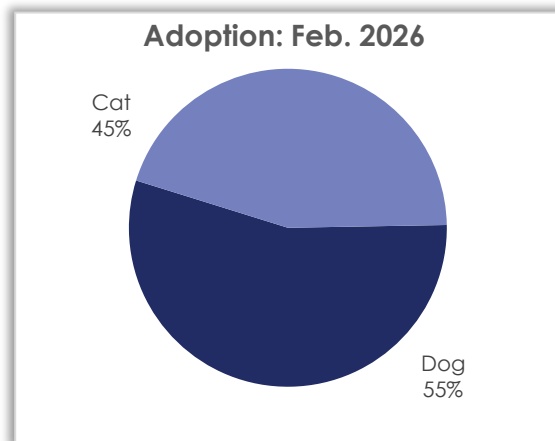


Monthly Operations Report – February 2026

Adoption

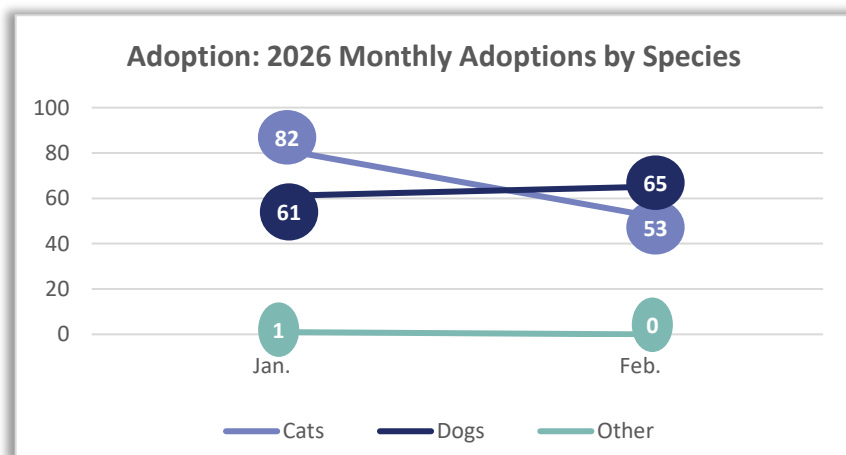
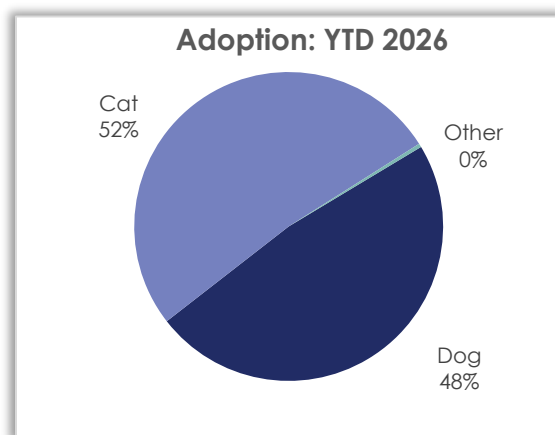
Adoption by Species – Month/Year Comparison

Species	Feb. 2026	Feb. 2025	Feb. 2024
Dog	65	44	76
Cat	53	68	70
Fish	0	3	0
Guinea Pig	0	0	2
Total	118	115	148



Adoption by Species – YTD/Year Comparison

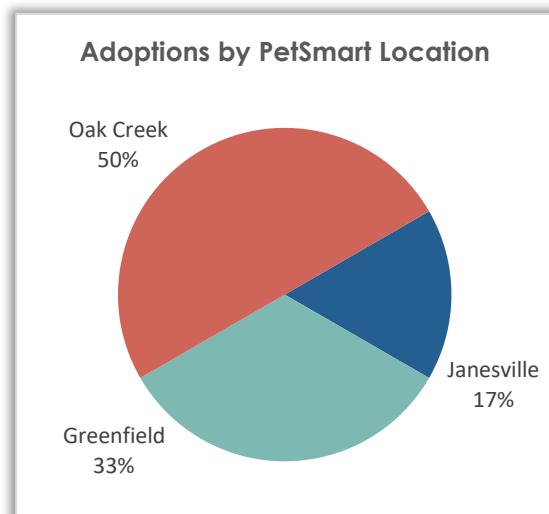
Species	YTD 2026	YTD 2025	YTD 2024
Dog	126	103	116
Cat	135	140	132
Other	1	3	2
Total	262	246	250



Monthly Operations Report – February 2026

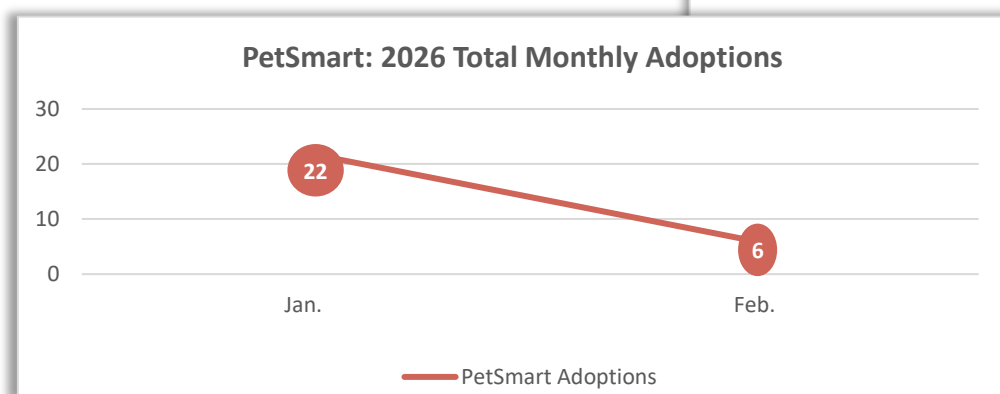
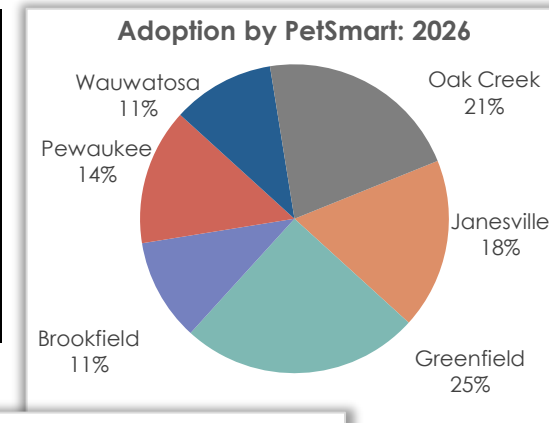
Off-site Adoptions by PetSmart Location – Month/Year Comparison

PetSmart Location	Feb. 2026	Feb. 2025	Feb. 2024
Rockford	-	-	-
Janesville	1	5	4
Greenfield	2	9	4
Brookfield	0	4	1
Pewaukee	0	5	3
Wauwatosa	0	4	2
Oak Creek	3	2	4
Total	6	29	18



Off-site Adoptions by PetSmart Location – YTD/Year Comparison

PetSmart Location	YTD 2026	YTD 2025	YTD 2024
Rockford	-	-	-
Janesville	5	11	11
Greenfield	7	11	11
Brookfield	3	6	4
Pewaukee	4	6	5
Wauwatosa	3	6	6
Oak Creek	6	5	6
Total	28	45	43

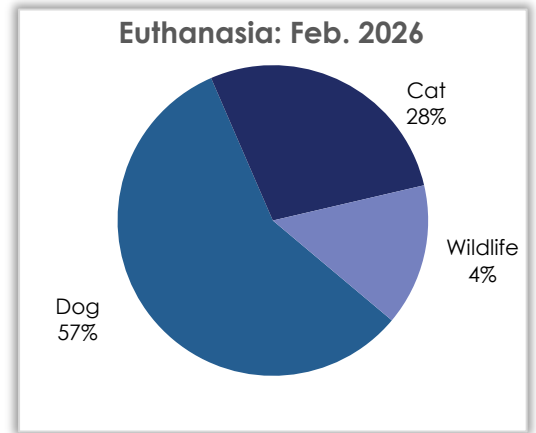


Monthly Operations Report – February 2026

Euthanasia

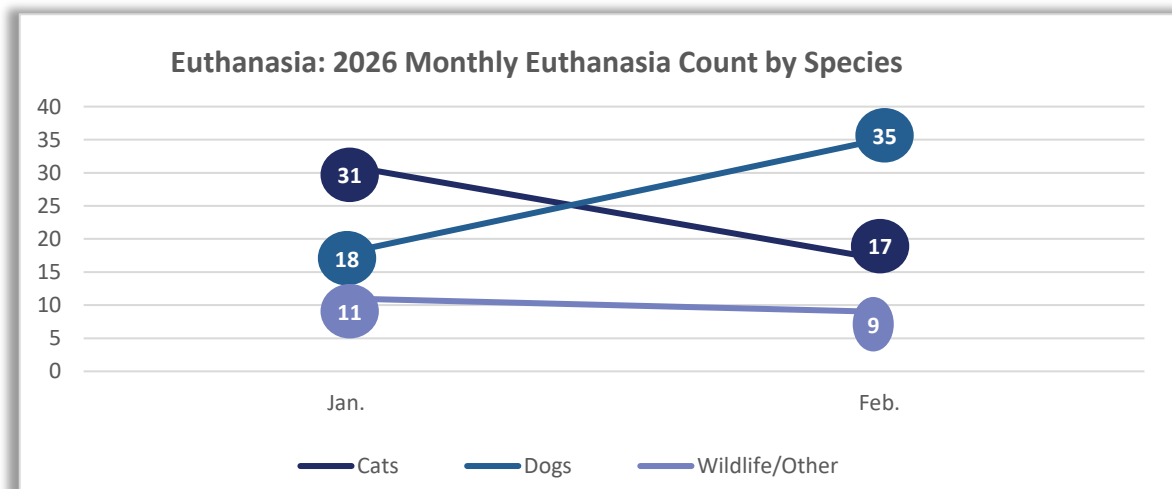
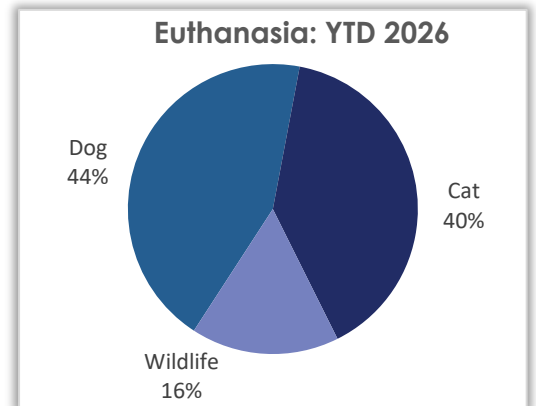
Euthanasia by Species – Month/Year Comparison

Species	Feb. 2026	Feb. 2025	Feb. 2024
Dog	35	21	17
Cat	17	11	17
Wildlife	9	18	5
Total	61	50	39



Euthanasia by Species – YTD/Year Comparison

Species	YTD 2026	YTD 2025	YTD 2024
Dog	53	45	52
Cat	48	28	43
Wildlife	20	39	14
Total	121	112	109



Monthly Operations Report – February 2026

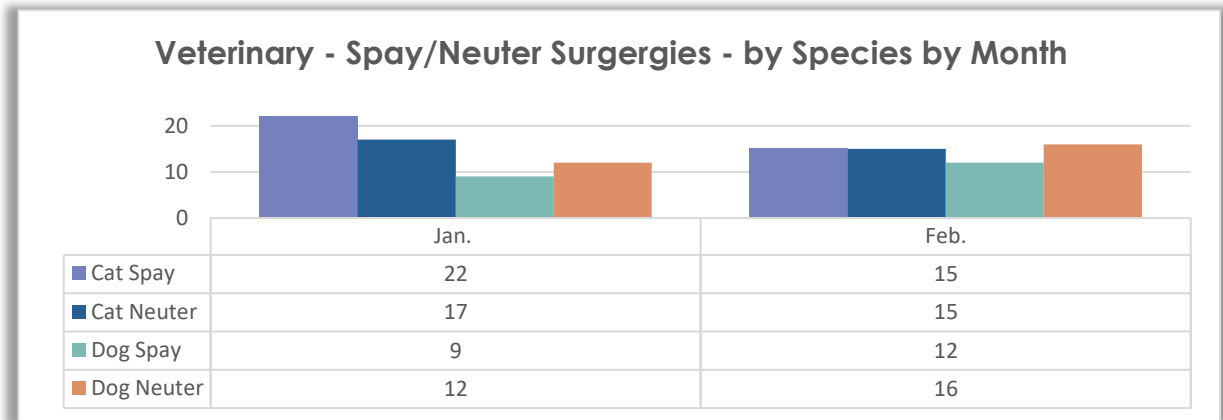
Veterinary Operations – Feb. 2026

Spay/Neuter Surgeries – Feb. Totals

	Dog	Cat	
Spay	12	15	27
Neuter	16	15	31
Total	28	30	58

Spay/Neuter Surgeries – YTD Totals

	Dog	Cat	
Spay	21	37	58
Neuter	28	32	60
Total	49	69	118



Veterinary – Other Procedures - 2026 by Month

Procedure	Jan	Feb	
Repair Umbilical Hernia	1	0	1
Enucleation	0	1	1
Growth Removal	1	1	2
Treat/Close Wound	1	1	2
FHO	0	1	1
Leg Amputation	0	2	2
Radiographs	0	1	1
Grooming/Shave Down	1	0	1
	4	7	11

