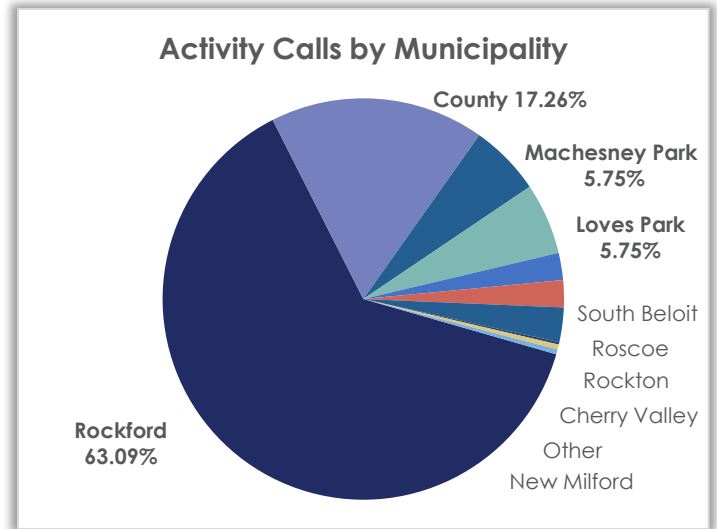


Monthly Operations Report – January 2026

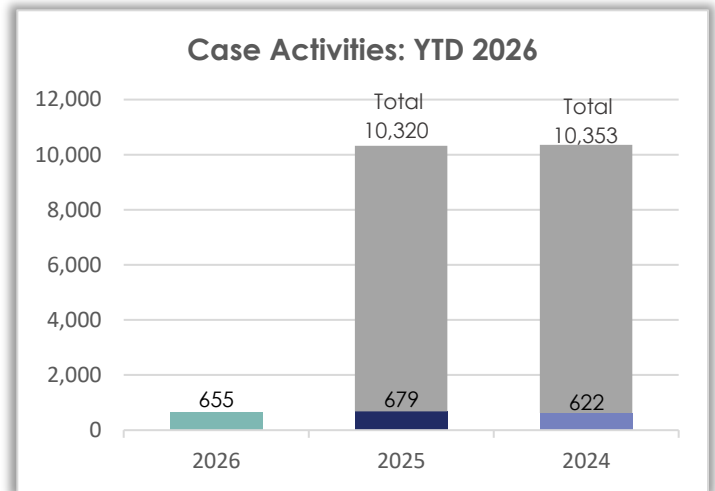
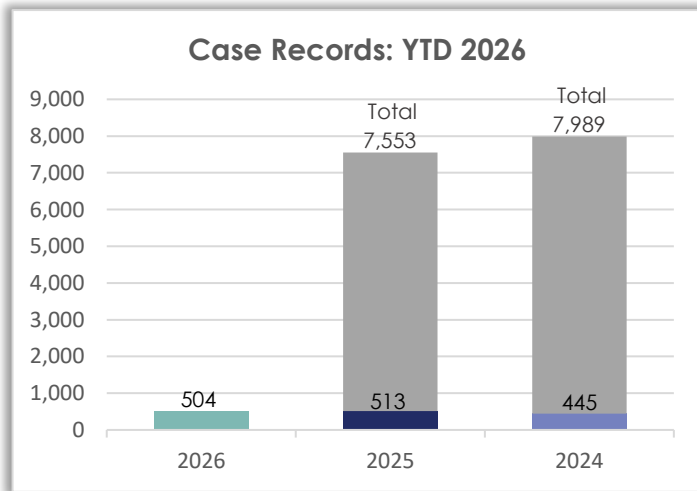
Field Services Case Records – January 2026

Case Records by Municipality – Month/Year Comparison

Municipality	Jan. 2026	Jan. 2025	Jan. 2024
Rockford	318	340	282
County	87	74	74
Machesney Park	29	34	21
Loves Park	29	25	33
Rockton	11	11	7
Roscoe	11	7	7
South Beloit	14	11	8
Durand	0	2	3
Pecatonica	0	1	1
Winnebago	0	3	5
New Milford	1	2	2
Cherry Valley	2	3	2
Boone County	0	0	0
Other	2	0	0
Total	504	513	445



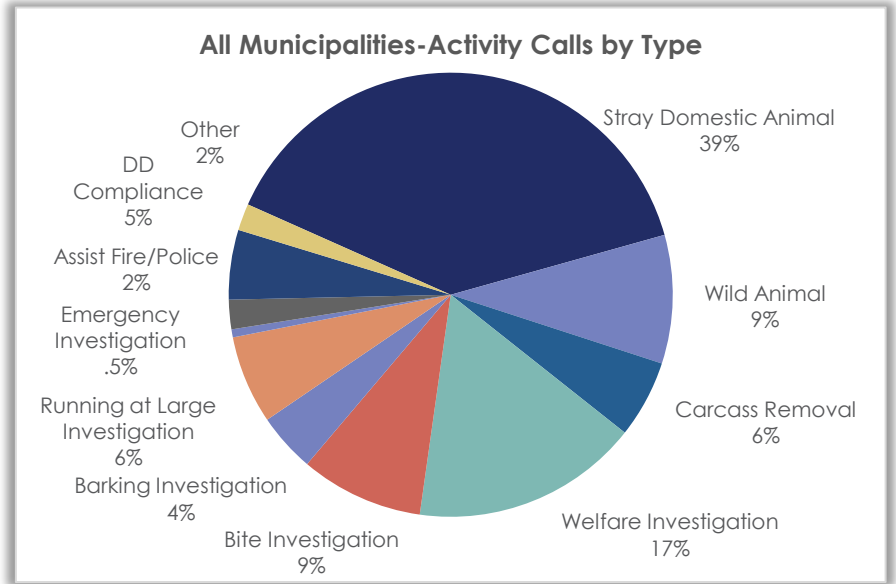
All Municipalities – Case Records & Case Activities: YTD/Year Comparison



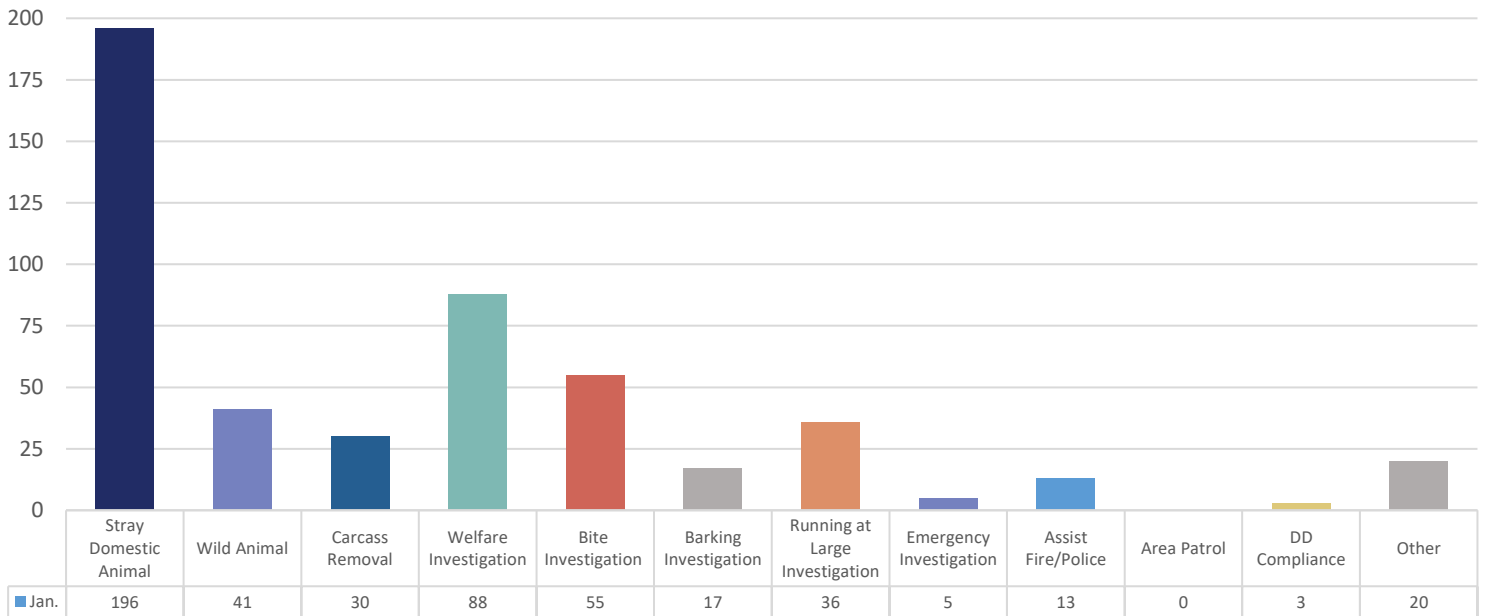
Monthly Operations Report – January 2026

Activity Calls for All Municipalities by Activity Call Type

Activity Call Types	Jan. 2026
Stray Domestic Animal	196
Wild Animal	41
Carcass Removal	30
Welfare Investigation	88
Bite Investigation	55
Barking Investigation	17
Running at Large Investigation	36
Emergency Investigation	5
Assist Fire/Police Dept.	13
Area Patrol	0
Dangerous Dog Compliance	3
Other	20
	504



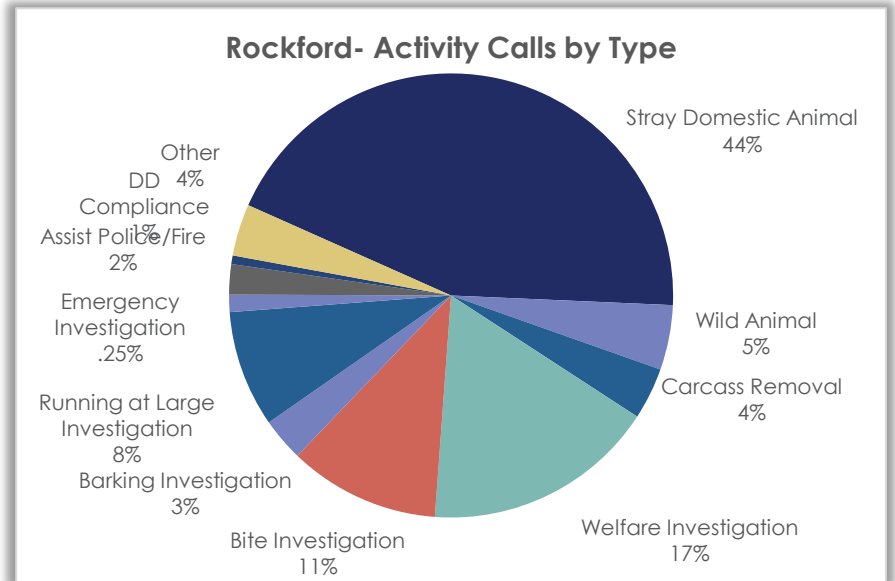
Activity Calls by Type: January 2026



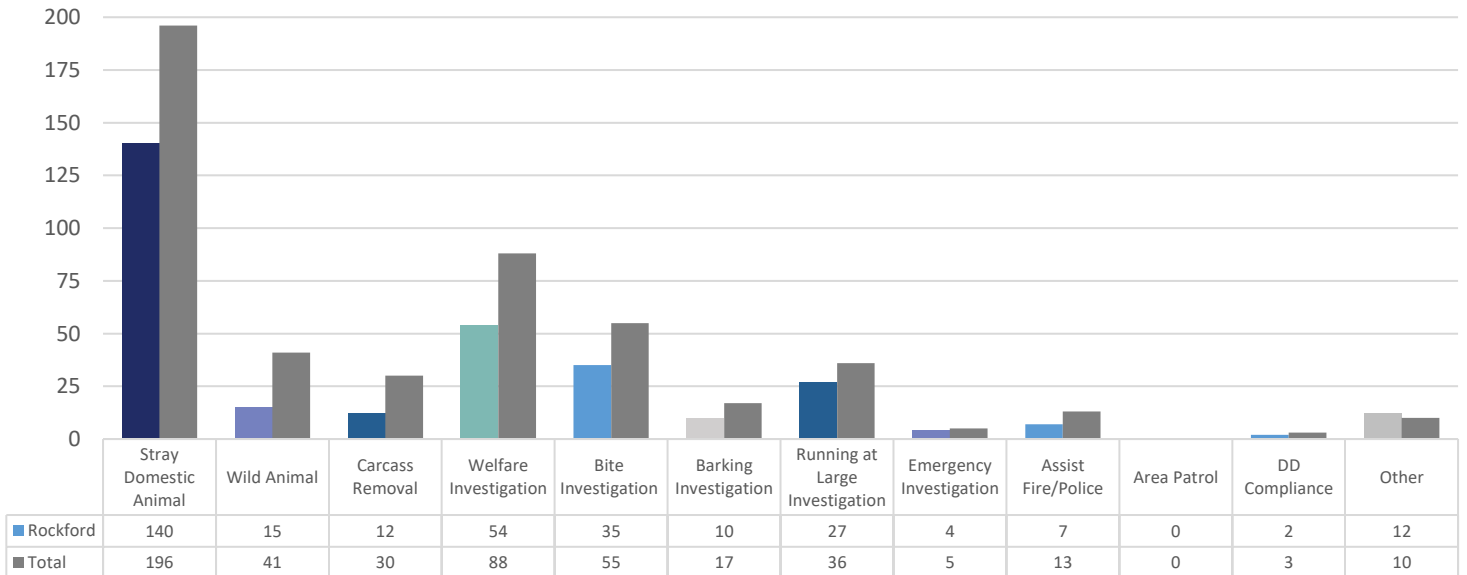
Monthly Operations Report – January 2026

Activity Calls for Rockford by Activity Call Type

Activity Call Types	Jan. 2026
Stray Domestic Animal	140
Wild Animal	15
Carcass Removal	12
Welfare Investigation	54
Bite Investigation	35
Barking Investigation	10
Running at Large Investigation	27
Emergency Investigation	4
Assist Fire/Police Dept.	7
Area Patrol	0
Dangerous Dog Compliance	2
Other	12
	318



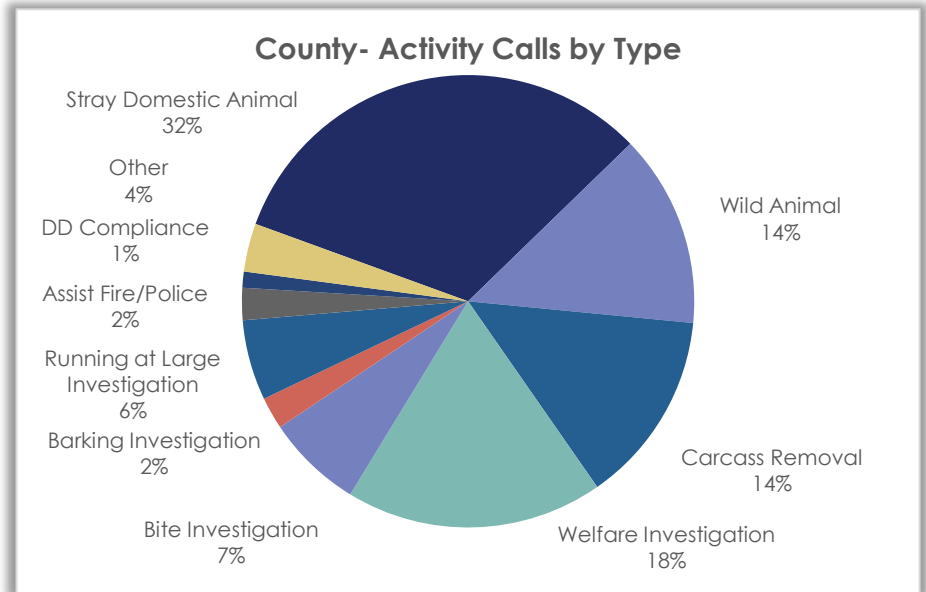
Activity Calls by Type: Rockford vs. Total Comparison



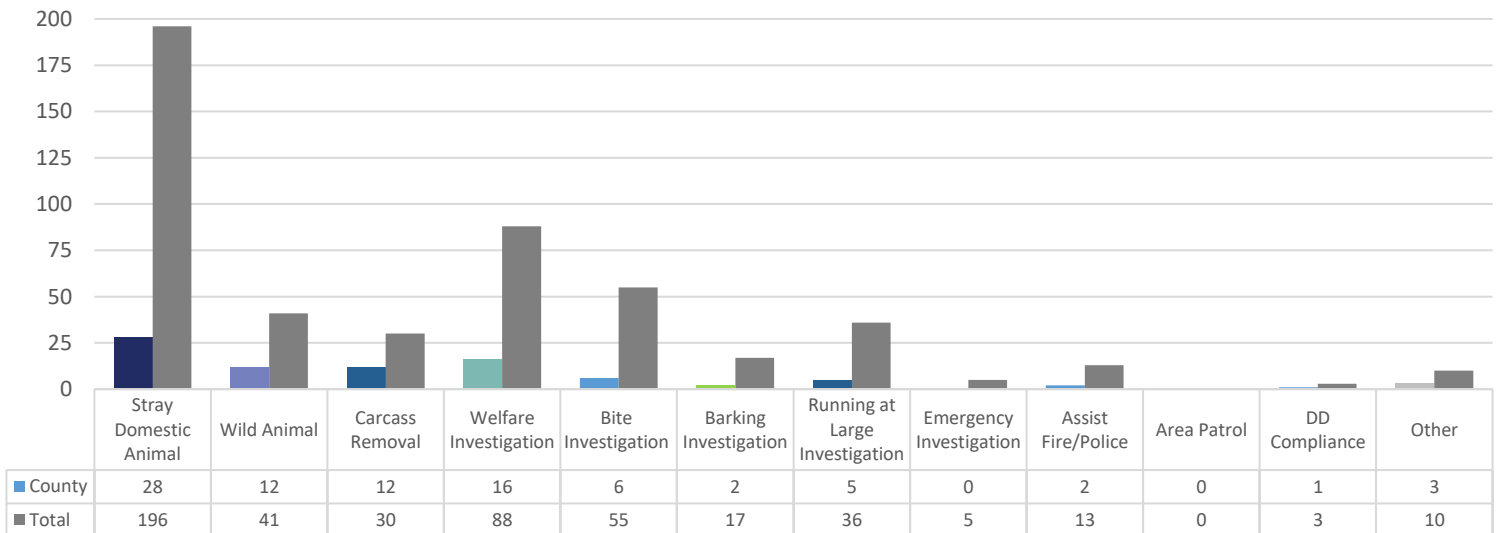
Monthly Operations Report – January 2026

Activity Calls for the County by Activity Call Type

Activity Call Types	Jan. 2026
Stray Domestic Animal	28
Wild Animal	12
Carcass Removal	12
Welfare Investigation	16
Bite Investigation	6
Barking Investigation	2
Running at Large Investigation	5
Emergency Investigation	0
Assist Fire/Police Dept.	2
Area Patrol	0
Dangerous Dog Compliance	1
Other	3
	87



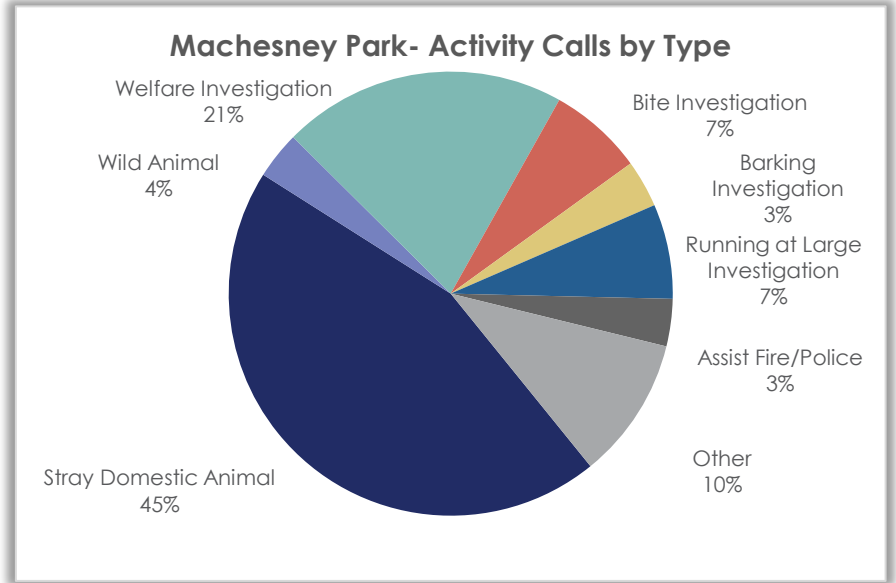
Activity Calls Type: Comparison- County vs. Total



Monthly Operations Report – January 2026

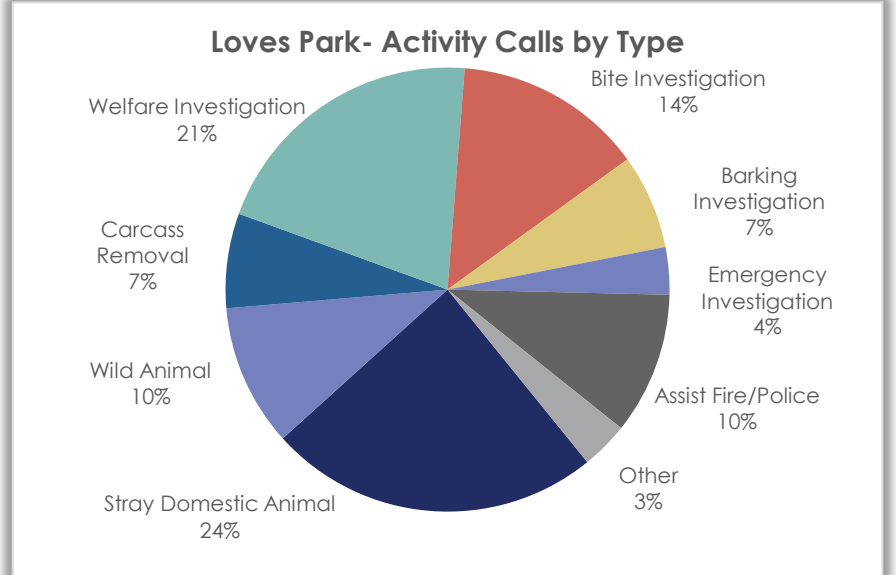
Activity Calls for Machesney Park by Activity Call Type

Activity Call Types	Jan. 2026
Stray Domestic Animal	13
Wild Animal	1
Carcass Removal	0
Welfare Investigation	6
Bite Investigation	2
Barking Investigation	1
Running at Large Investigation	2
Emergency Investigation	0
Assist Fire/Police Dept.	1
Area Patrol	0
Dangerous Dog Compliance	0
Other	3
	29



Activity Calls for Loves Park by Activity Call Type

Activity Call Types	Jan. 2026
Stray Domestic Animal	7
Wild Animal	3
Carcass Removal	2
Welfare Investigation	6
Bite Investigation	4
Barking Investigation	2
Running at Large Investigation	0
Emergency Investigation	1
Assist Fire/Police Dept.	3
Area Patrol	0
Dangerous Dog Compliance	0
Other	1
	29

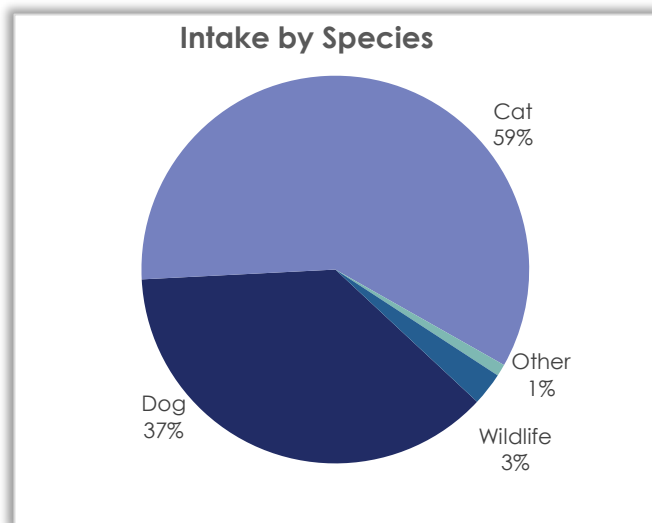


Monthly Operations Report – January 2026

Intake Statistics – January 2026

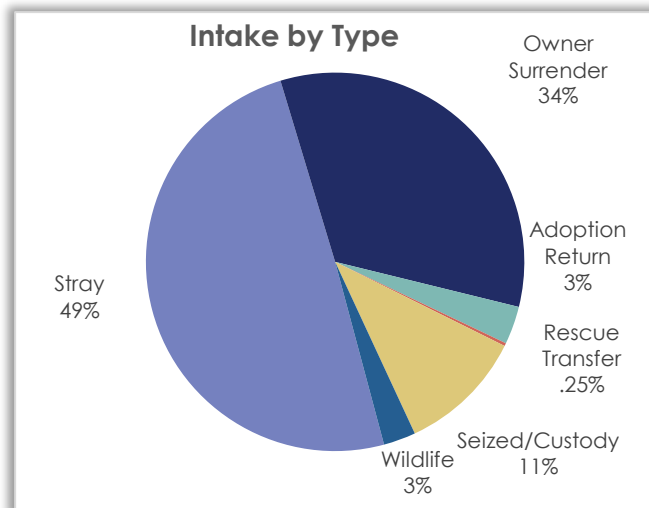
Intake by Species – Month/Year Comparison

Species	Jan. 2026	Jan. 2025	Jan. 2024
Dog	149	133	167
Cat	236	128	131
Turtle	1	0	0
Fish	0	3	2
Guinea Pig	2	2	2
Ferret	0	0	2
Domestic Rabbit	1	0	0
Wildlife	11	24	9
Total	400	290	313



Intake by Type – Month/Year Comparison

Intake Type	Jan. 2026	Jan. 2025	Jan. 2024
Stray	198	195	201
Owner Surrender	134	41	52
Adoption Return	13	11	16
Rescue Transfer	1	0	3
Seized/Custody	43	19	32
Wildlife	11	24	9
Total	400	290	313



Monthly Operations Report – January 2026

Stray Intake

Stray Intake by Species – Month/Year Comparison

Species	Jan. 2026	Jan. 2025	Jan. 2024
Dog	83	104	100
Cat	114	91	99
Other/Wildlife	1	0	2
Total	198	195	201

Owner Surrender

Owner Surrender by Species – Month/Year Comparison

Species	Jan. 2026	Jan. 2025	Jan. 2024
Dog	41	11	32
Cat	90	28	20
Other	3	2	0
Total	134	41	52

Adoption Return

Adoption Returns by Species – Month/Year Comparison

Species	Jan. 2026	Jan. 2025	Jan. 2024
Dog	7	6	8
Cat	6	5	6
Other	0	0	2
Total	13	11	16

Seized/Custody

Seized/Custody by Species – Month/Year Comparison

Species	Jan. 2026	Jan. 2025	Jan. 2024
Dog	17	12	25
Cat	26	4	5
Other	0	3	2
Total	43	19	32



Monthly Operations Report – January 2026

Outcome Statistics – January 2026

Return to Owner

Return to Owner by Species – Month/Year Comparison

Species	January 2026	January 2025	January 2024
Dog	38	37	51
Cat	7	5	8
Hamster	0	0	1
Total	45	42	60

Trap-Neuter-Return and Return-to-Field Outcomes

	January 2026	January 2025	January 2024
TNR	0	0	0
RTF	1	0	0
	1	0	0

Wildlife Rehabilitation

	January 2026	January 2025	January 2024
	1	2	0

Rescue Transfer

Rescue Transfer by Species – Month/Year Comparison

Species	Jan. 2026	Jan. 2025	Jan. 2024
Dog	21	13	25
Cat	85	44	29
Guinea Pig	2	2	0
Turtle	0	0	2
Ferret	0	0	1
Total	108	59	57

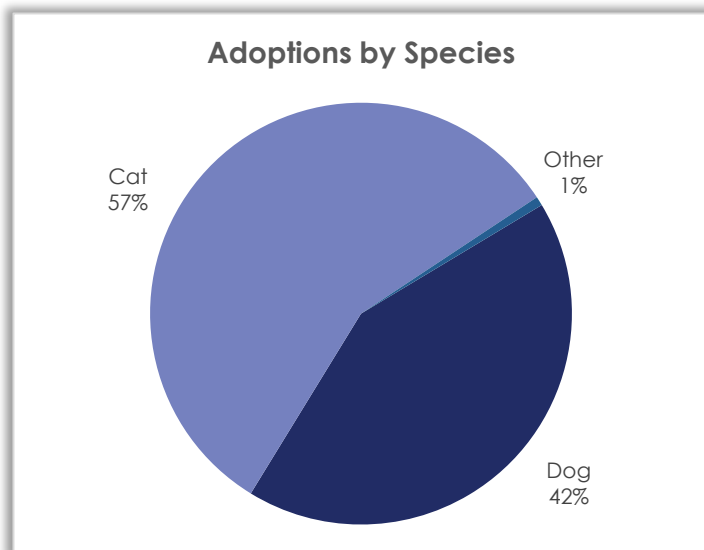


Monthly Operations Report – January 2026

Adoption

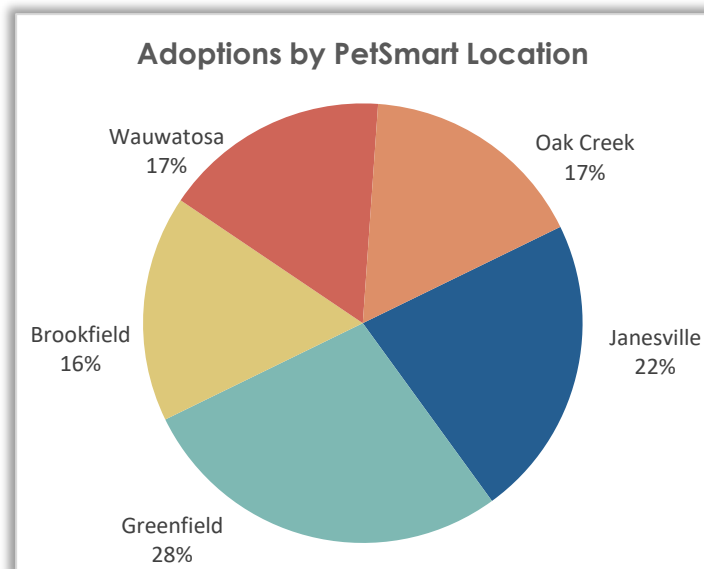
Adoption by Species – Month/Year Comparison

Species	Jan. 2026	Jan. 2025	Jan. 2024
Dog	61	59	40
Cat	82	72	62
Turtle	1	0	0
Total	144	131	102



Off-site Adoptions by PetSmart Location – Month/Year Comparison

PetSmart Location	Jan. 2026	Jan. 2025	Jan. 2024
Janesville	4	6	7
Greenfield	5	2	7
Brookfield	3	2	3
Pewaukee	0	1	2
Wauwatosa	3	2	4
Oak Creek	3	3	2
Total	18	16	25

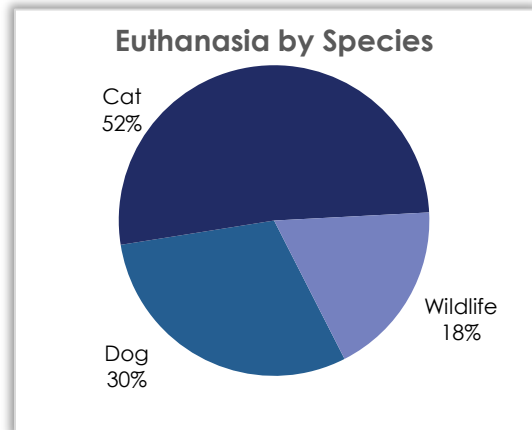


Monthly Operations Report – January 2026

Euthanasia

Euthanasia by Species – Month/Year Comparison

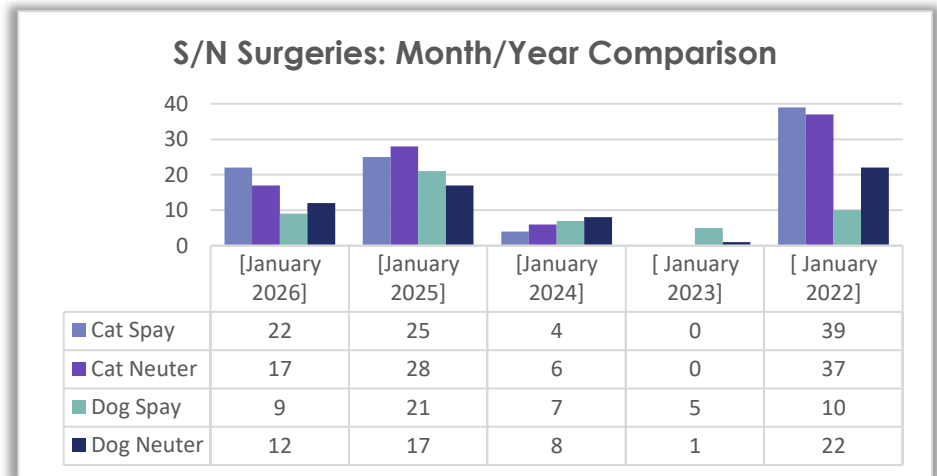
Species	Jan. 2026	Jan. 2025	Jan. 2024
Dog	18	24	35
Cat	31	17	26
Other	0	0	0
Wildlife	11	21	9
Total	60	62	70



Veterinary Operations – January 2026

Onsite Spay/Neuter Surgeries – January Totals

	Dog	Cat	
Spay	9	22	31
Neuter	12	17	29
Total	21	39	60



Veterinary – Other Procedures – January Totals

Procedure	Jan
Remove Growth	1
Repair Umbilical Hernia	1
Treat/Close Wound	1
Grooming/Shave Down	1
	4

