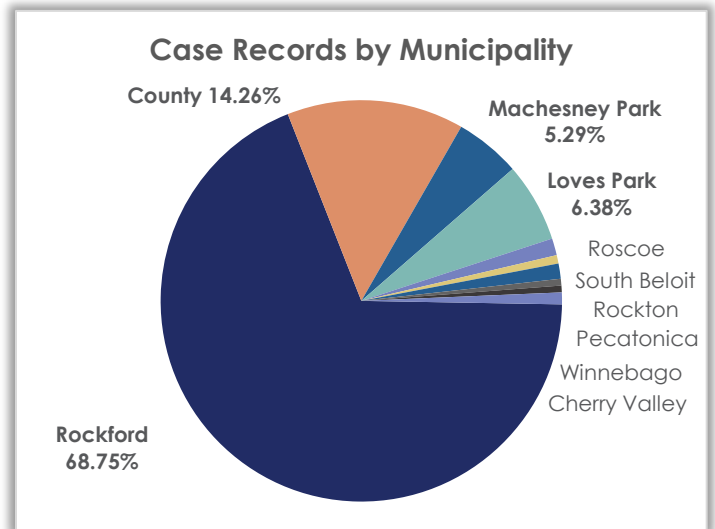


Monthly Operations Report – July 2025

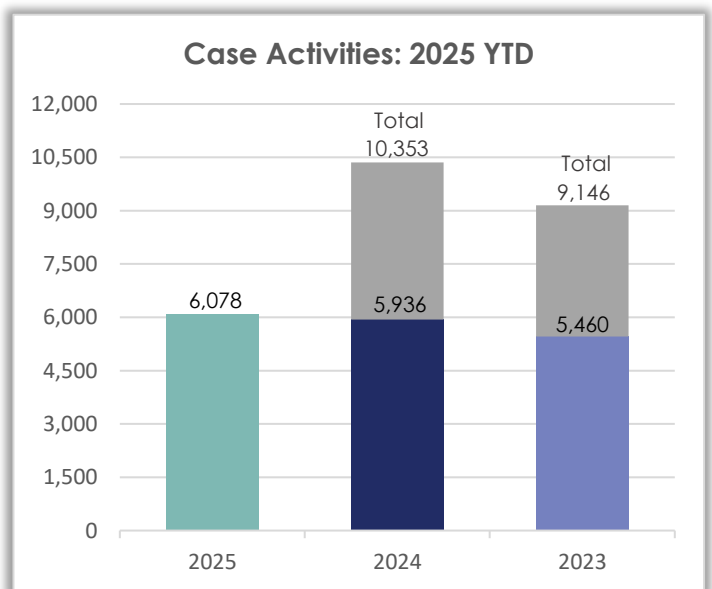
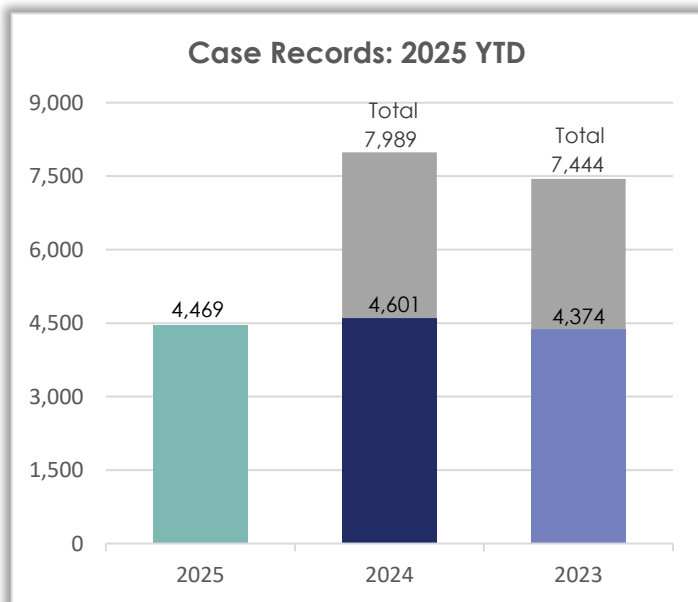
Field Services Case Records – July 2025

Case Records by Municipality – Month/Year Comparison

Municipality	July 2025	July 2024	July 2023
Rockford	506	540	443
County	105	108	135
Machesney Park	39	58	49
Loves Park	47	47	50
Rockton	10	14	7
Roscoe	5	8	17
South Beloit	9	19	13
Durand	0	2	2
Pecatonica	4	10	2
Winnebago	4	4	1
New Milford	0	0	0
Cherry Valley	7	16	2
Boone County	0	0	0
Other	0	1	0
Total	736	827	721



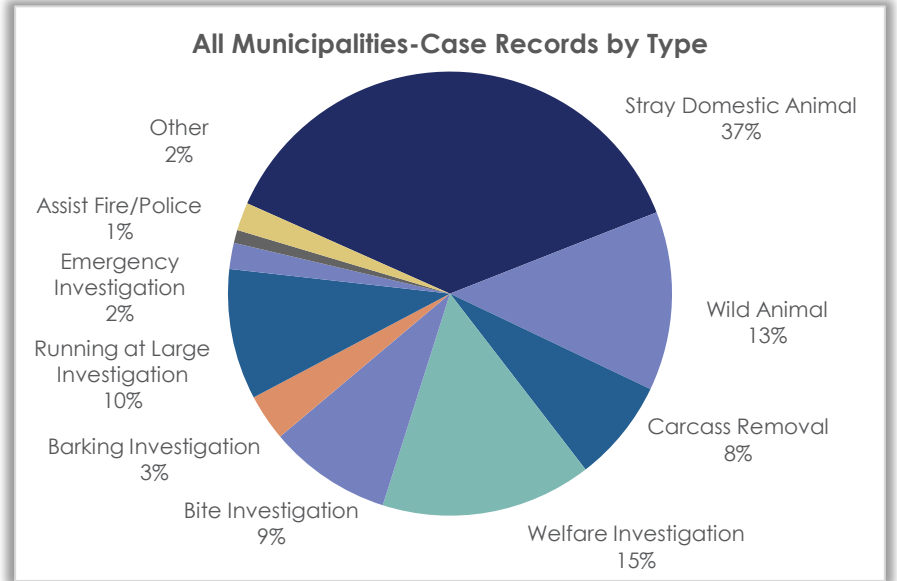
All Municipalities – Case Records & Activities: Year Comparison



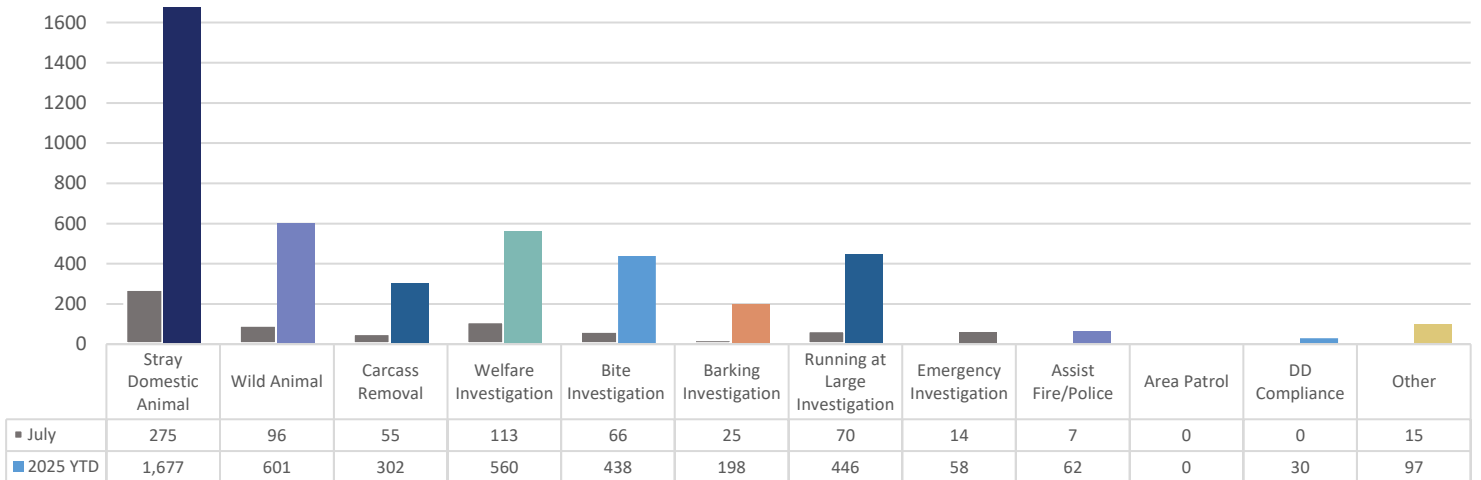
Monthly Operations Report – July 2025

Case Records for All Municipalities by Case Record Type

Case Record Types	July 2025
Stray Domestic Animal	275
Wild Animal	96
Carcass Removal	55
Welfare Investigation	113
Bite Investigation	66
Barking Investigation	25
Running at Large Investigation	70
Emergency Investigation	14
Assist Fire/Police Dept.	7
Area Patrol	0
Dangerous Dog Compliance	0
Other	15
	736



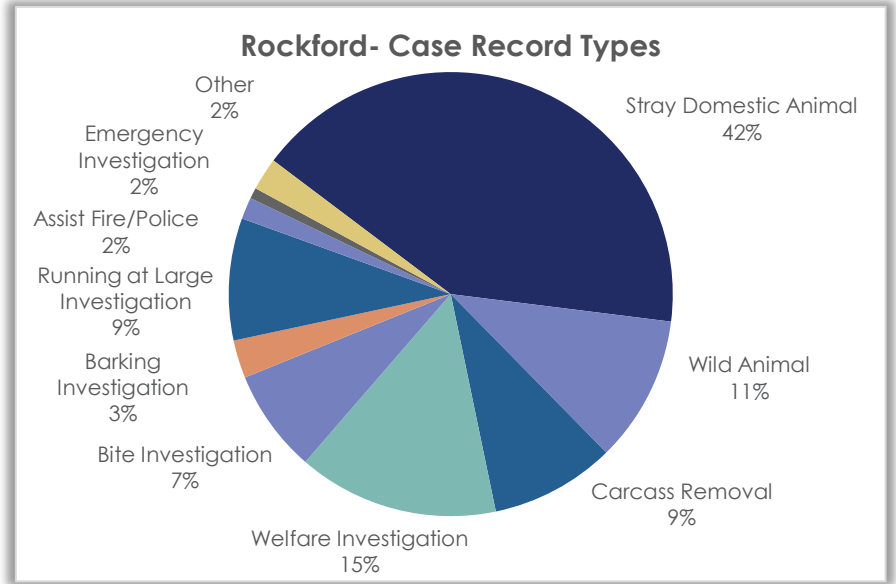
Case Records by Type: Month/Year Comparison



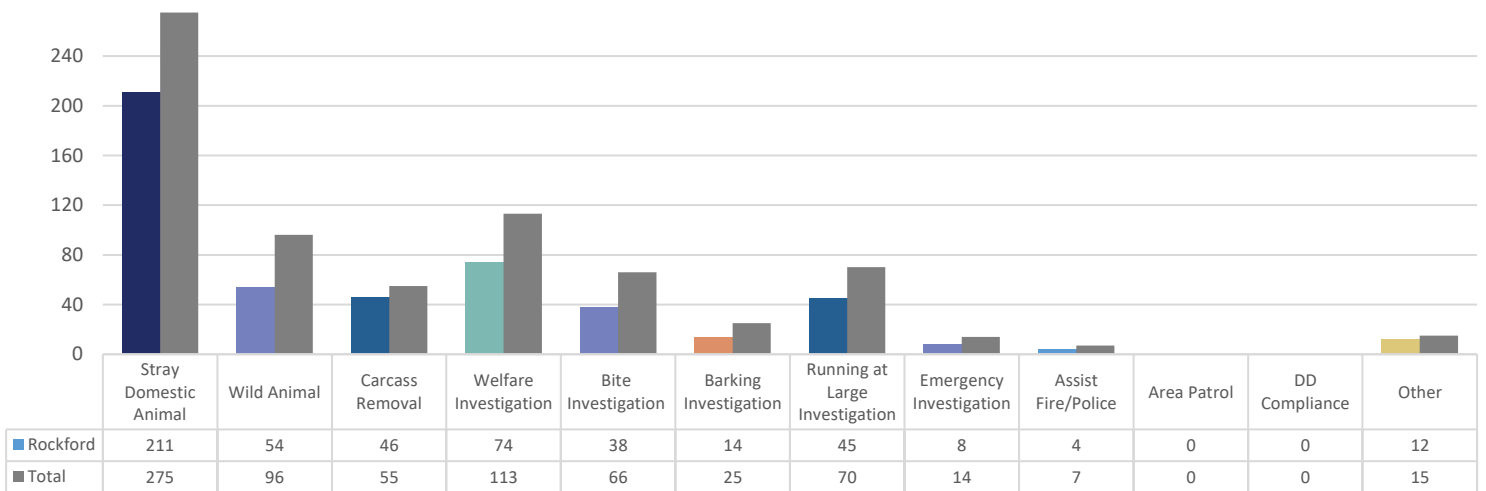
Monthly Operations Report – July 2025

Case Records for Rockford by Case Record Type

Case Record Types	July 2025
Stray Domestic Animal	211
Wild Animal	54
Carcass Removal	46
Welfare Investigation	74
Bite Investigation	38
Barking Investigation	14
Running at Large Investigation	45
Emergency Investigation	8
Assist Fire/Police Dept.	4
Area Patrol	0
Dangerous Dog Compliance	0
Other	12
	506



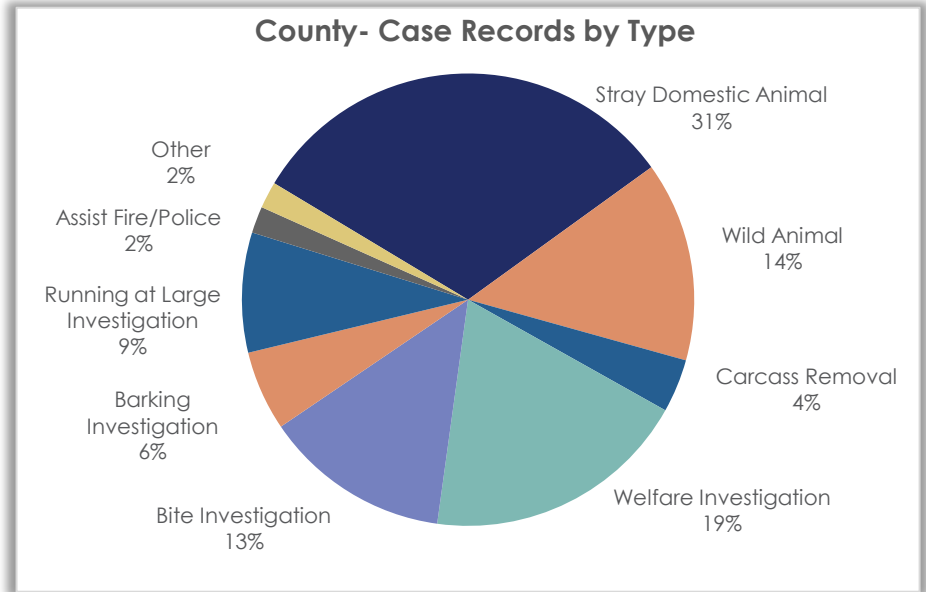
Case Records by Type: Rockford vs. Total Comparison



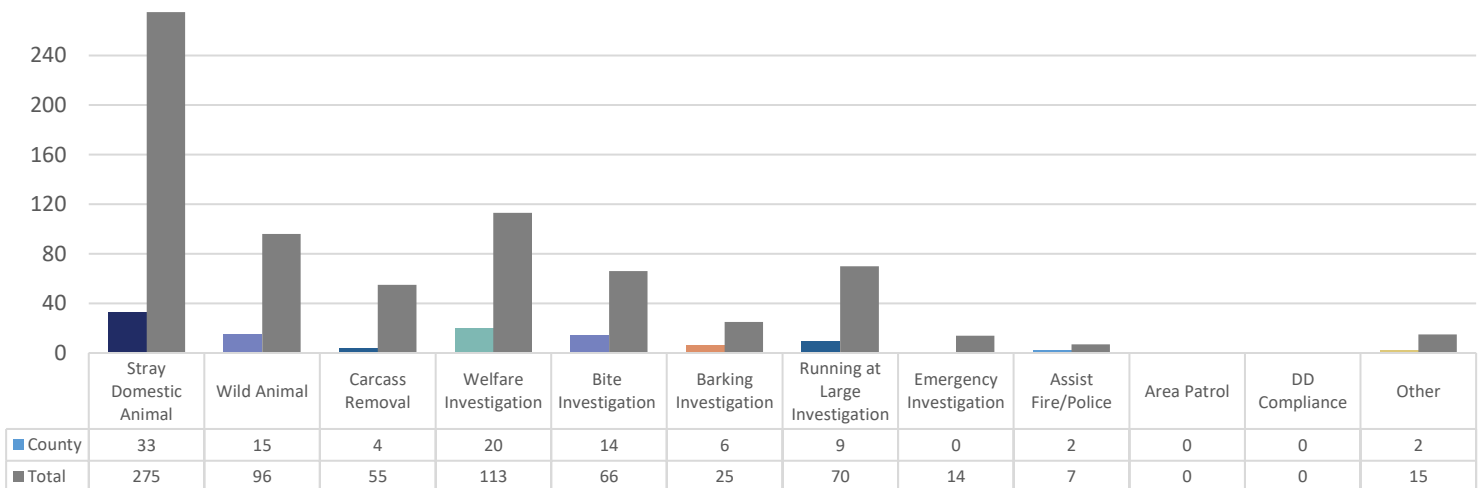
Monthly Operations Report – July 2025

Case Records for the County by Case Record Type

Case Record Types	July 2025
Stray Domestic Animal	33
Wild Animal	15
Carcass Removal	4
Welfare Investigation	20
Bite Investigation	14
Barking Investigation	6
Running at Large Investigation	9
Emergency Investigation	0
Assist Fire/Police Dept.	2
Area Patrol	0
Dangerous Dog Compliance	0
Other	2
	105



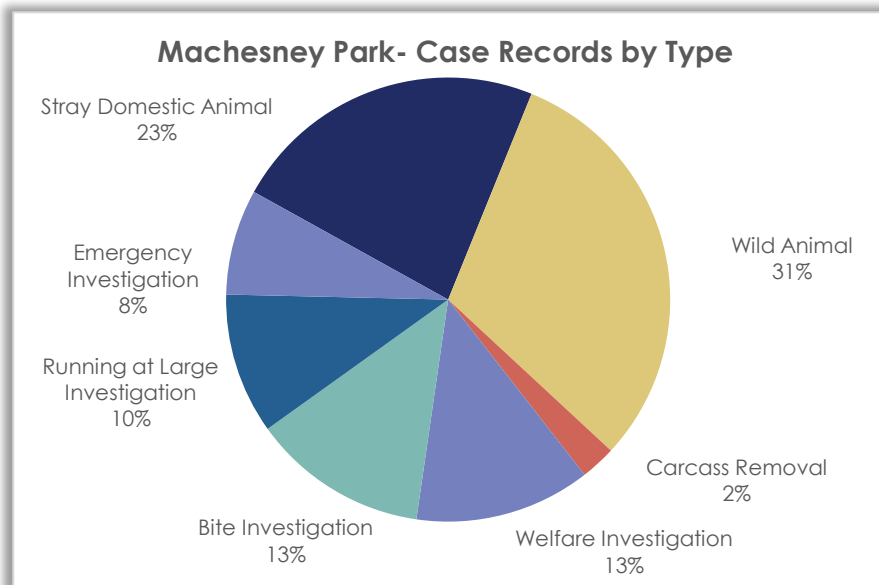
Case Records by Type: Comparison- County vs. Total



Monthly Operations Report – July 2025

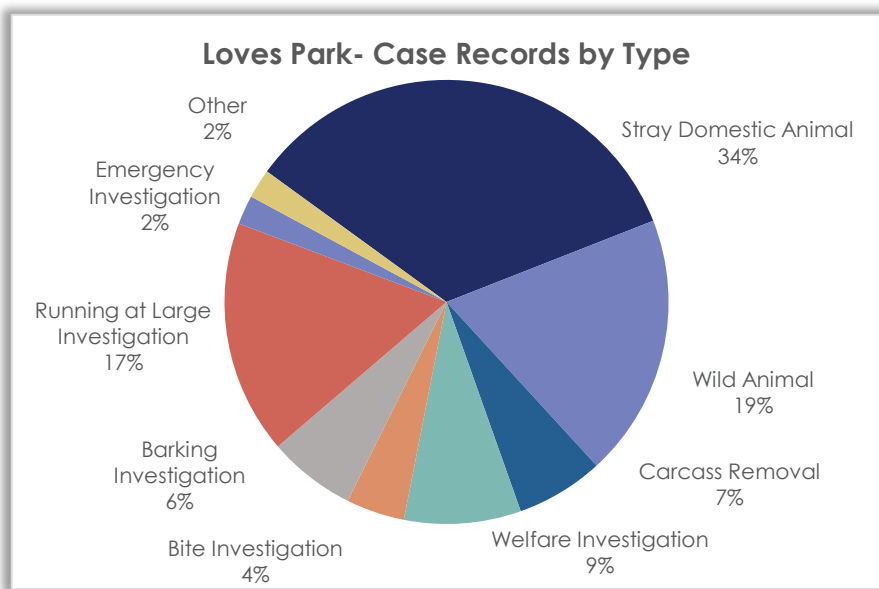
Case Records for Machesney Park by Case Record Type

Case Record Types	July 2025
Stray Domestic Animal	9
Wild Animal	12
Carcass Removal	1
Welfare Investigation	5
Bite Investigation	5
Barking Investigation	0
Running at Large Investigation	4
Emergency Investigation	3
Assist Fire/Police Dept.	0
Area Patrol	0
DD Compliance	0
Other	0
	39



Case Records for Loves Park by Case Record Type

Case Record Types	July 2025
Stray Domestic Animal	16
Wild Animal	9
Carcass Removal	3
Welfare Investigation	4
Bite Investigation	2
Barking Investigation	3
Running at Large Investigation	8
Emergency Investigation	1
Assist Fire/Police Dept.	0
Area Patrol	0
DD Compliance	0
Other	1
	47

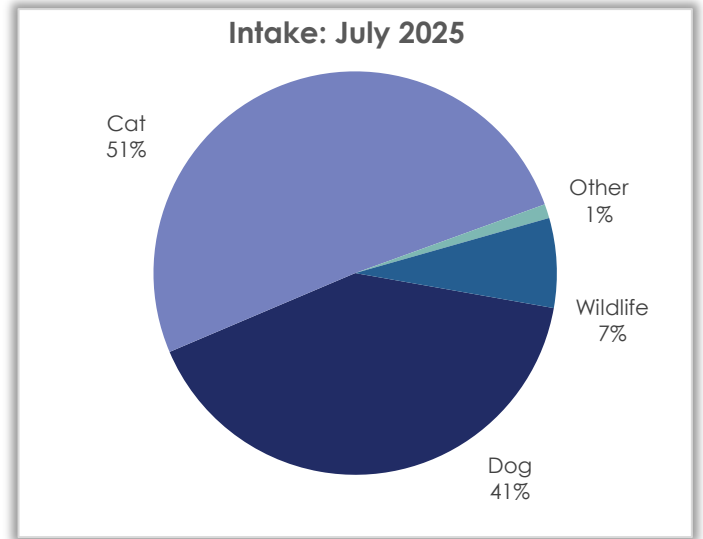


Monthly Operations Report – July 2025

Intake Statistics – July 2025

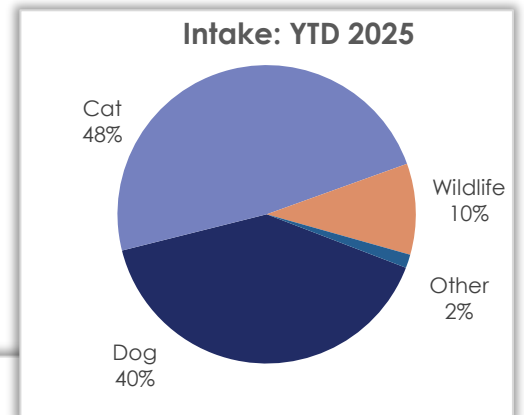
Intake by Species – Month/Year Comparison

Species	July 2025	July 2024	July 2023
Dog	216	213	221
Cat	269	295	301
Chicken	1	0	15
Domestic Rabbit	1	1	4
Guinea Pig	0	1	1
Domestic Bird	1	1	0
Rat	0	42	0
Livestock	3	0	0
Fish	0	2	0
Turtle	0	2	0
Lizard/Iguana	0	0	2
Wildlife	38	41	49
Total	529	598	593

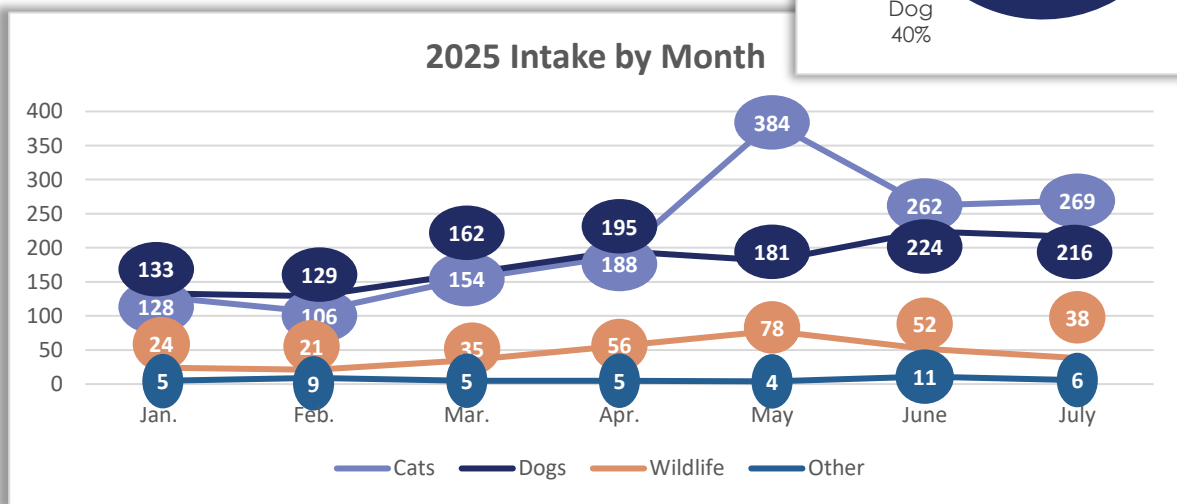


Intake by Species – YTD/Year Comparison

Species	YTD 2025	YTD 2024	YTD 2023
Dog	1,240	1,276	1,169
Cat	1,491	1,550	1,378
Wildlife	304	251	231
Other	45	183	105
Total	3,080	3,260	2,883



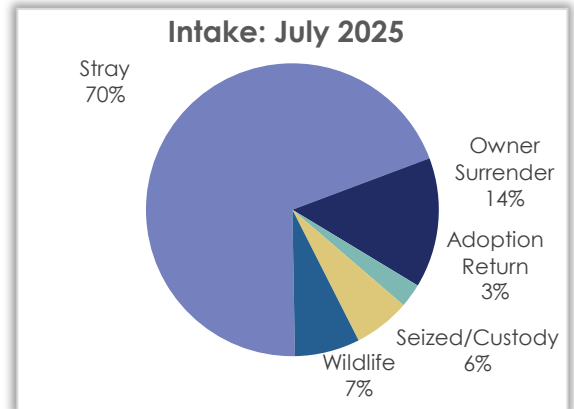
2025 Intake by Month



Monthly Operations Report – July 2025

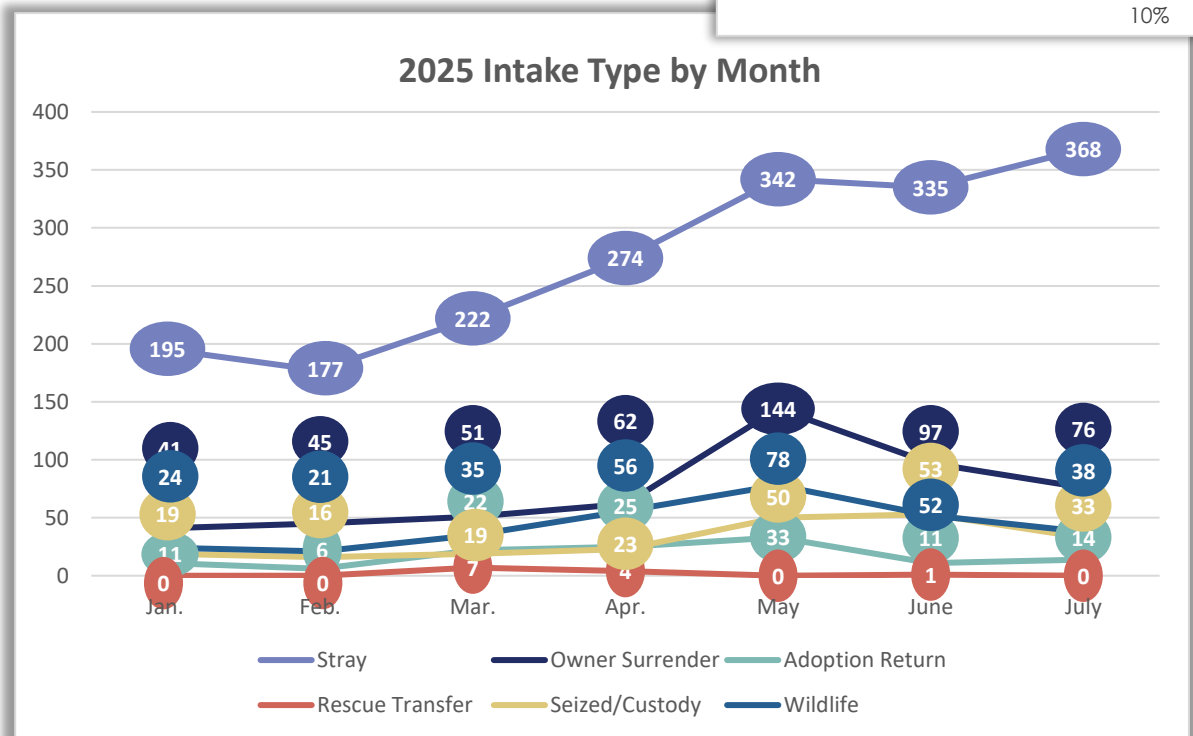
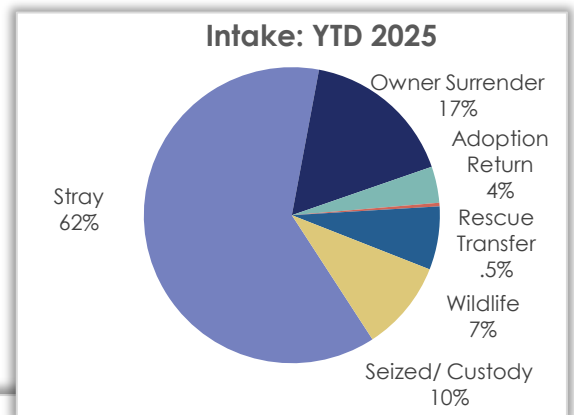
Intake by Type – Month/Year Comparison

Intake Type	July 2025	July 2024	July 2023
Stray	368	382	438
Owner Surrender	76	109	44
Adoption Return	14	15	28
Rescue Transfer	0	1	0
Seized/Custody	33	50	34
Wildlife	38	41	49
Total	529	598	593



Intake by Type – YTD/Year Comparison

Intake Type	YTD 2025	YTD 2024	YTD 2023
Stray	1,913	2,053	1,898
Owner Surrender	516	523	394
Adoption Return	122	96	117
Rescue Transfer	12	15	8
Seized/Custody	213	320	235
Wildlife	304	251	231
Total	3,080	3,258	2,883



Monthly Operations Report – July 2025

Stray Intake

Stray Intake by Species – Month/Year Comparison

Species	July 2025	July 2024	July 2023
Dog	142	141	165
Cat	221	240	262
Other/Wildlife	5	1	11
Total	368	382	438

Owner Surrender

Owner Surrender by Species – Month/Year Comparison

Species	July 2025	July 2024	July 2023
Dog	45	26	19
Cat	30	40	15
Other	1	43	10
Total	76	109	44

Adoption Return

Adoption Returns by Species – Month/Year Comparison

Species	July 2025	July 2024	July 2023
Dog	2	11	12
Cat	12	4	15
Other	0	0	1
Total	14	15	28

Seized/Custody

Seized/Custody by Species – Month/Year Comparison

Species	July 2025	July 2024	July 2023
Dog	27	35	25
Cat	6	10	9
Other	0	5	0
Total	33	50	34



Monthly Operations Report – July 2025

Outcome Statistics – July 2025

Return to Owner

Return to Owner by Species – Month/Year Comparison

Species	July 2025	July 2024	July 2023
Dog	69	65	70
Cat	2	12	5
Other	3	2	0
Total	74	79	75

Return to Owner by Species – YTD/Year Comparison

Species	YTD 2025	YTD 2024	YTD 2023
Dog	386	404	422
Cat	38	50	42
Other	3	8	15
Total	427	462	479

TNR and RTF

Trap-Neuter-Return and Return-to-Field Outcomes by Month

	Jan.	Feb.	Mar.	Apr.	May	June	July	
TNR	0	0	0	0	0	0	0	0
RTF	0	0	0	0	0	0	0	0
	0	0	0	0	0	0	0	

Wildlife

Wildlife Rehabilitation Month/Year and Year Comparisons

July 2025

July 2025	July 2024	July 2023
5	10	22

YTD 2025

YTD 2025	YTD 2024	YTD 2023
32	76	53

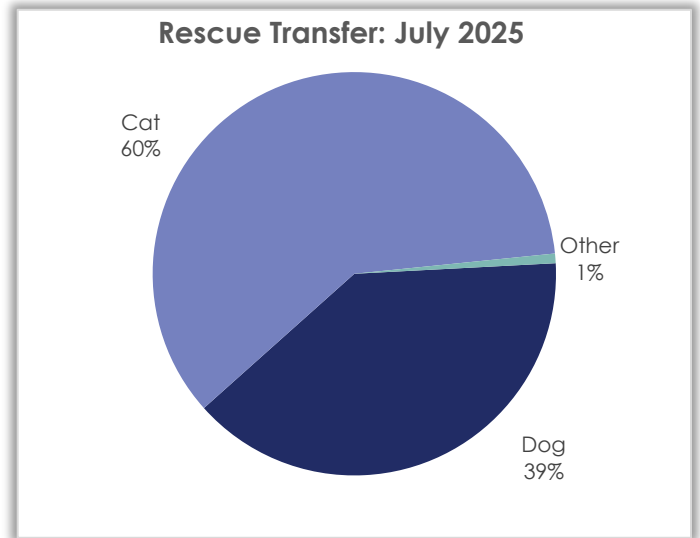


Monthly Operations Report – July 2025

Rescue Transfer

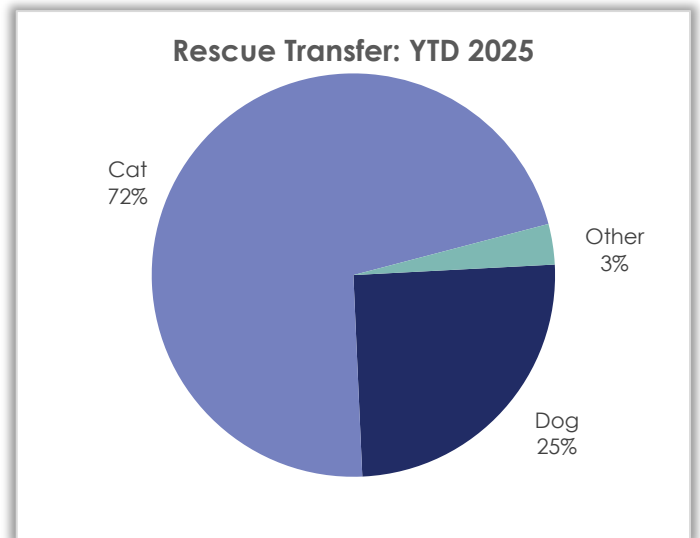
Rescue Transfer by Species – Month/Year Comparison

Species	July 2025	July 2024	July 2023
Dog	51	26	16
Cat	78	60	59
Guinea Pig	1	43	0
Total	130	129	75



Rescue Transfer by Species – YTD/Year Comparison

Species	YTD 2025	YTD 2024	YTD 2023
Dog	147	132	123
Cat	419	305	306
Other	19	126	10
Total	585	563	439

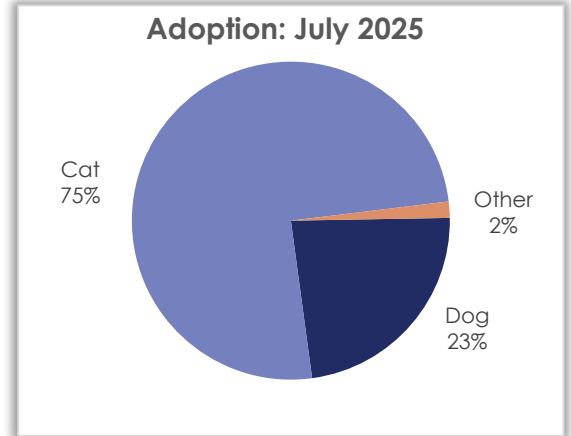


Monthly Operations Report – July 2025

Adoption

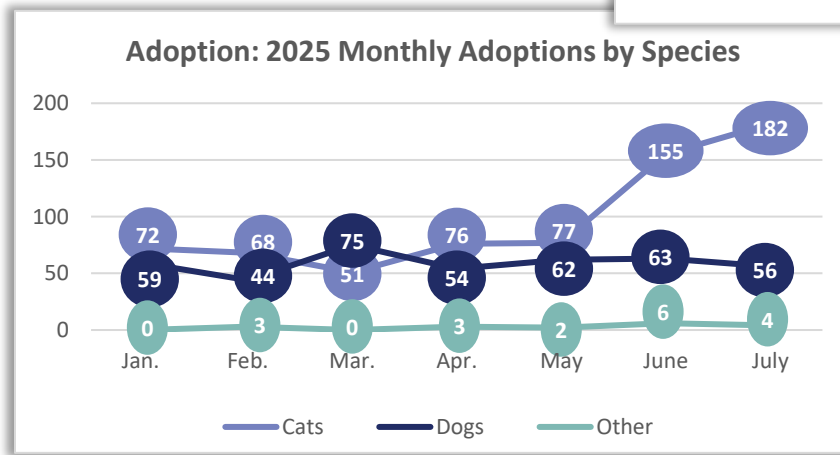
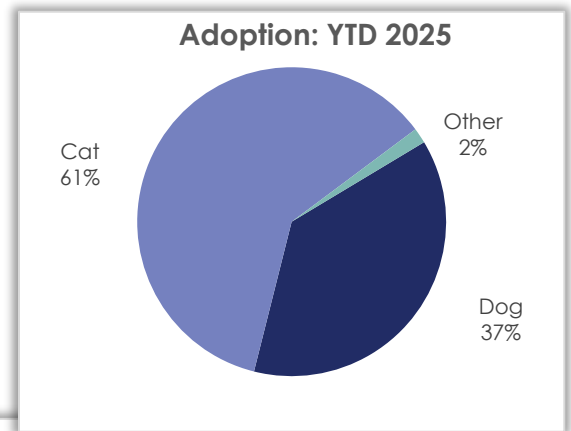
Adoption by Species – Month/Year Comparison

Species	July 2025	July 2024	July 2023
Dog	56	98	90
Cat	182	199	211
Domestic Rabbit	0	0	1
Domestic Bird	2	0	0
Chicken	1	1	15
Guinea Pig	0	0	1
Fish	0	2	0
Lizard	1	0	2
Rat	0	0	2
Total	242	306	322



Adoption by Species – YTD/Year Comparison

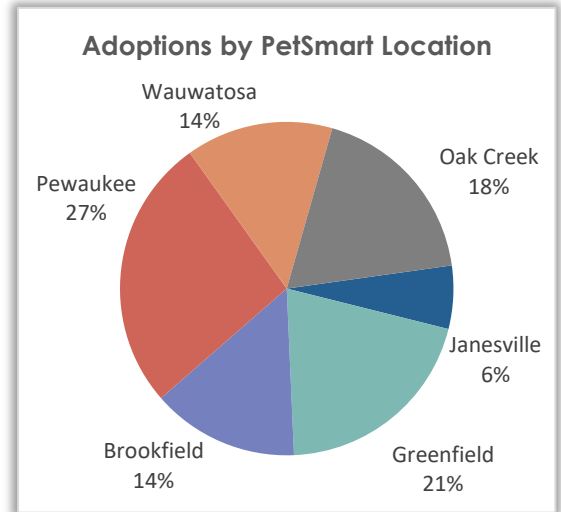
Species	YTD 2025	YTD 2024	YTD 2023
Dog	413	463	386
Cat	686	751	693
Other	18	35	68
Total	1,117	1,249	1,147



Monthly Operations Report – July 2025

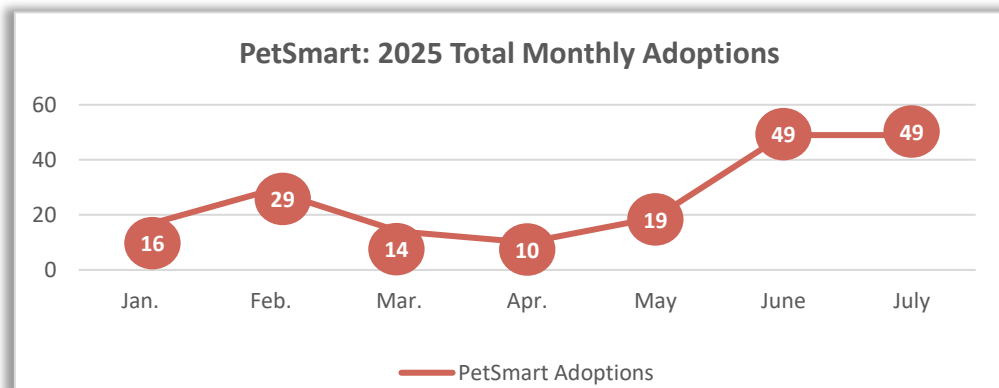
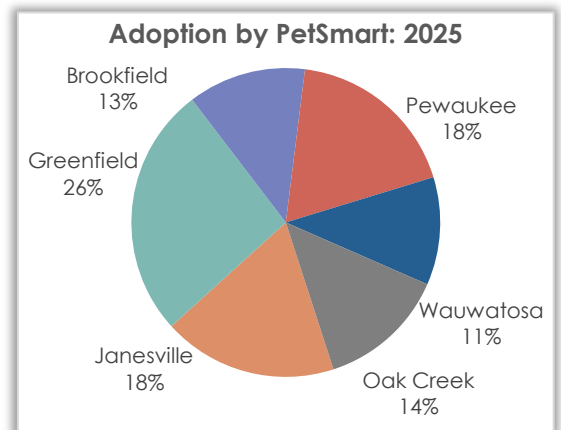
Off-site Adoptions by PetSmart Location – Month/Year Comparison

PetSmart Location	July 2025	July 2024	July 2023
Machesney Park	-	-	0
Rockford	-	-	0
Janesville	3	15	11
Greenfield	10	17	19
Brookfield	7	8	10
Pewaukee	13	5	14
Wauwatosa	7	8	12
Oak Creek	9	8	17
Total	49	61	83



Off-site Adoptions by PetSmart Location – YTD/Year Comparison

PetSmart Location	YTD 2025	YTD 2024	YTD 2023
Machesney Park	-	-	0
Rockford	-	-	2
Janesville	34	49	47
Greenfield	49	55	73
Brookfield	23	26	37
Pewaukee	34	29	39
Wauwatosa	21	32	37
Oak Creek	25	31	17
Total	186	222	252

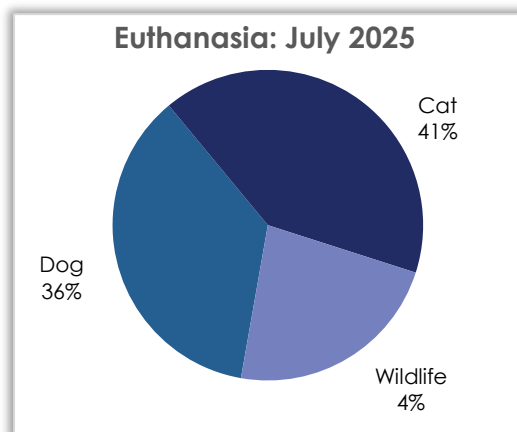


Monthly Operations Report – July 2025

Euthanasia

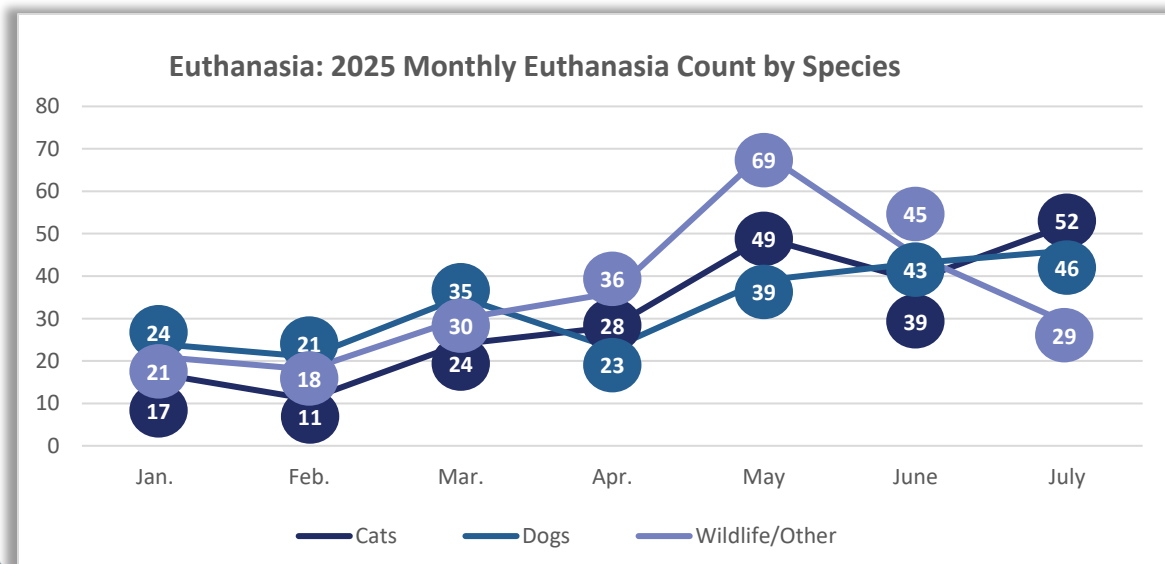
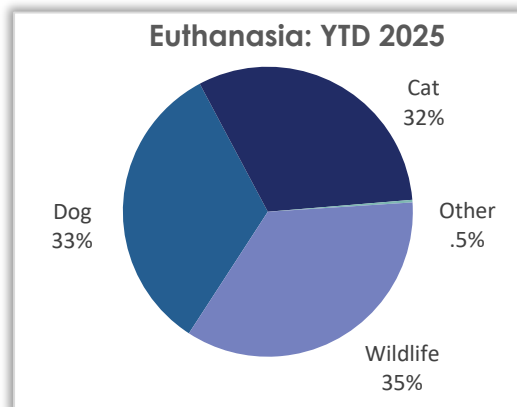
Euthanasia by Species – Month/Year Comparison

Species	July 2025	July 2024	July 2023
Dog	46	37	40
Cat	52	60	45
Other	0	0	2
Wildlife	29	33	24
Total	127	130	111



Euthanasia by Species – YTD/Year Comparison

Species	YTD 2025	YTD 2024	YTD 2023
Dog	231	212	200
Cat	220	225	160
Other	2	5	4
Wildlife	246	158	171
Total	699	600	535



Monthly Operations Report – July 2025

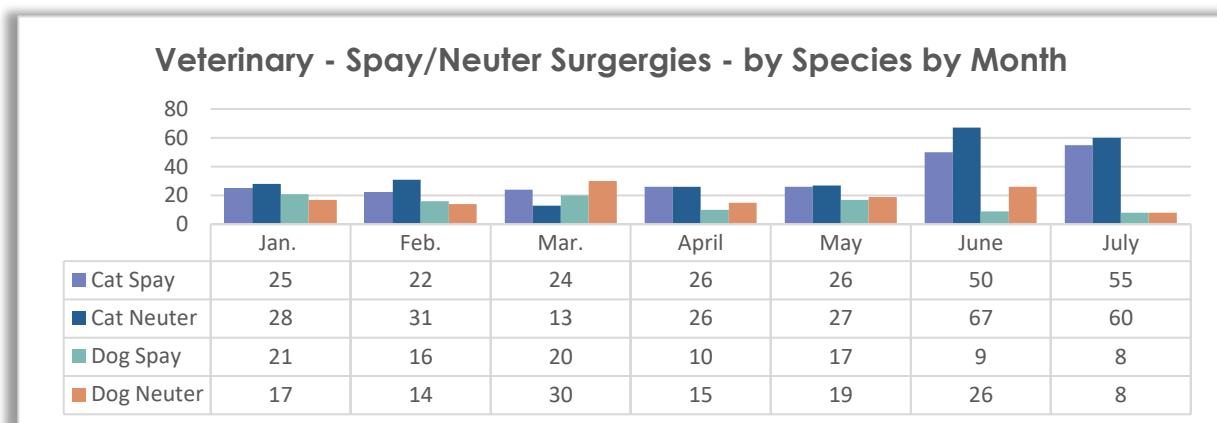
Veterinary Operations – July 2025

Spay/Neuter Surgeries – July Totals

	Dog	Cat	
Spay	8	55	63
Neuter	8	60	68
Total	16	115	131

Spay/Neuter Surgeries – YTD Totals

	Dog	Cat	
Spay	101	228	329
Neuter	129	252	381
Total	230	480	710



Veterinary – Other Procedures - 2025 by Month

Procedure	Jan	Feb	Mar	Apr	May	June	July	
Entropion	2	1	0	0	0	2	0	5
Repair Umbilical Hernia	1	0	0	1	0	0	1	3
Treat/Close Wound	4	6	1	3	1	4	2	21
Hematoma Repair	0	1	0	0	0	0	1	2
Leg Amputation	1	2	0	0	1	0	1	5
Ear Tip	2	0	0	0	0	0	0	2
Tail Amputation	0	0	1	0	0	0	0	1
Enucleation	0	0	1	0	0	0	0	1
Growth Removal	0	0	0	2	1	0	0	3
Scrotal Ablation	0	0	0	1	1	0	0	2
Cherry Eye Repair	0	0	0	0	1	3	0	4
Grooming/Shave Down	0	0	0	0	0	1	2	3
	10	10	3	7	5	10	7	52

