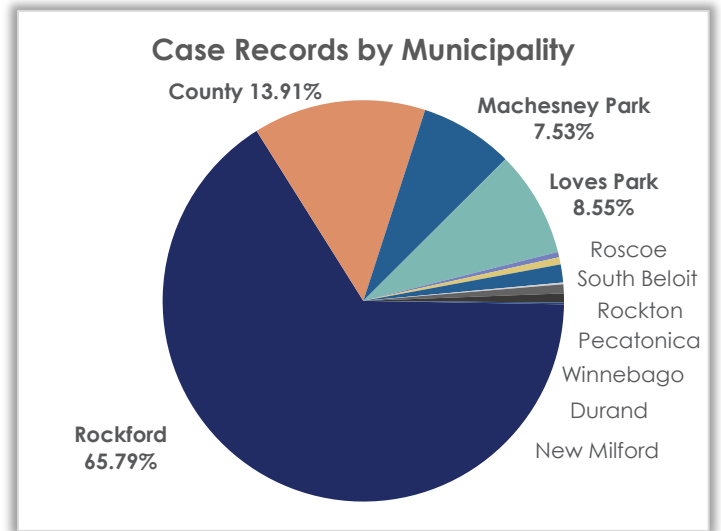


Monthly Operations Report – June 2025

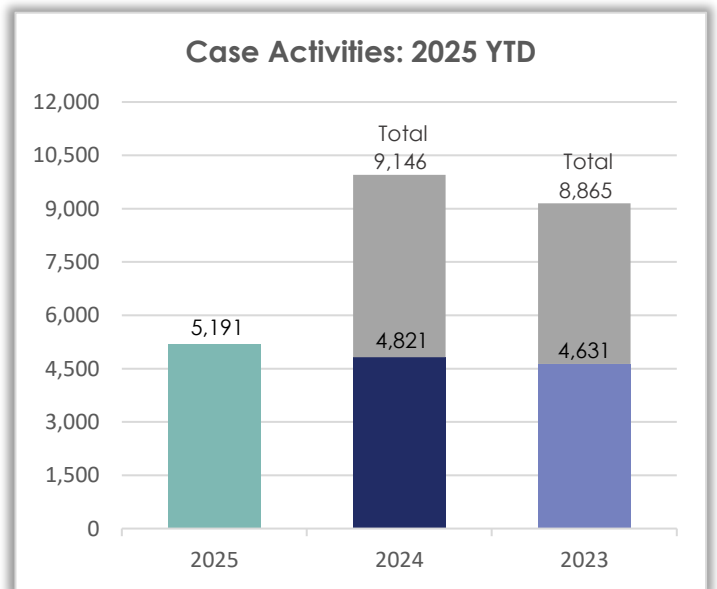
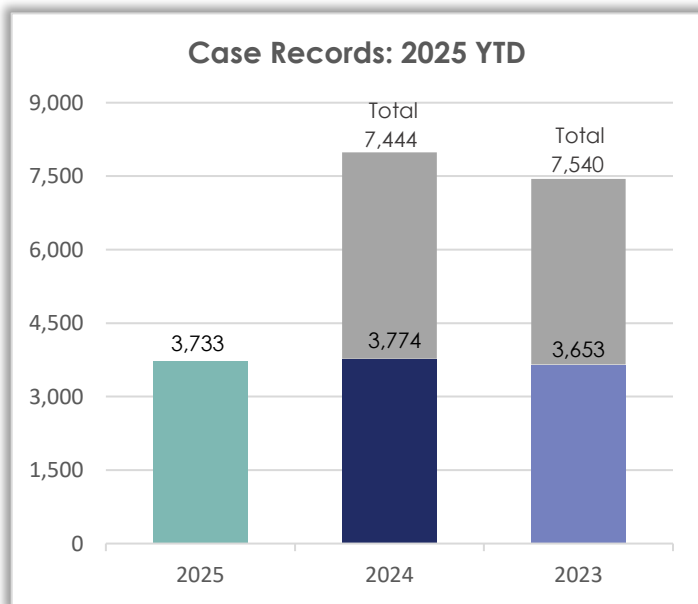
Field Services Case Records – June 2025

Case Records by Municipality – Month/Year Comparison

Municipality	June 2025	June 2024	June 2023
Rockford	454	511	471
County	96	104	91
Machesney Park	52	32	55
Loves Park	59	58	44
Rockton	3	13	10
Roscoe	4	15	12
South Beloit	10	12	15
Durand	1	1	2
Pecatonica	5	0	5
Winnebago	5	0	4
New Milford	1	0	1
Cherry Valley	0	5	3
Boone County	0	0	0
Other	0	0	0
Total	690	751	713



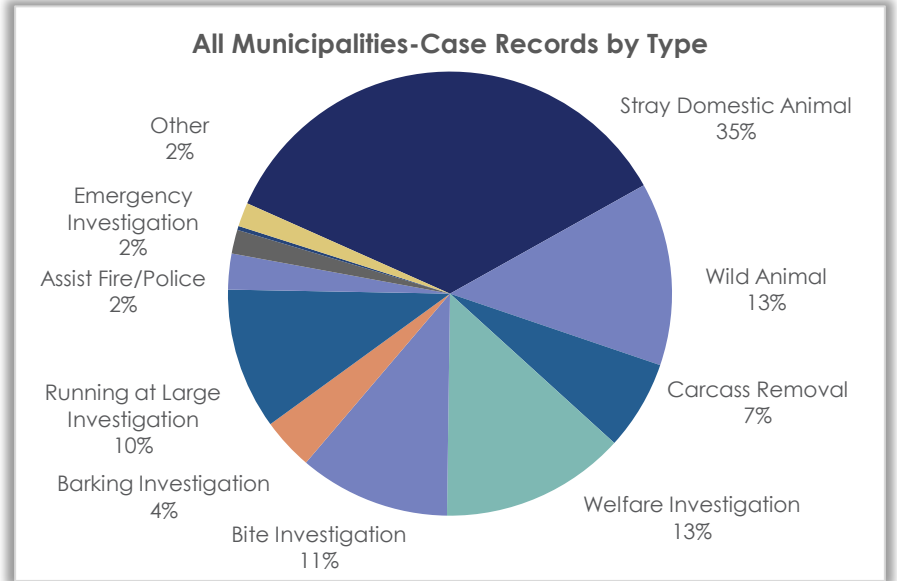
All Municipalities – Case Records & Activities: Year Comparison



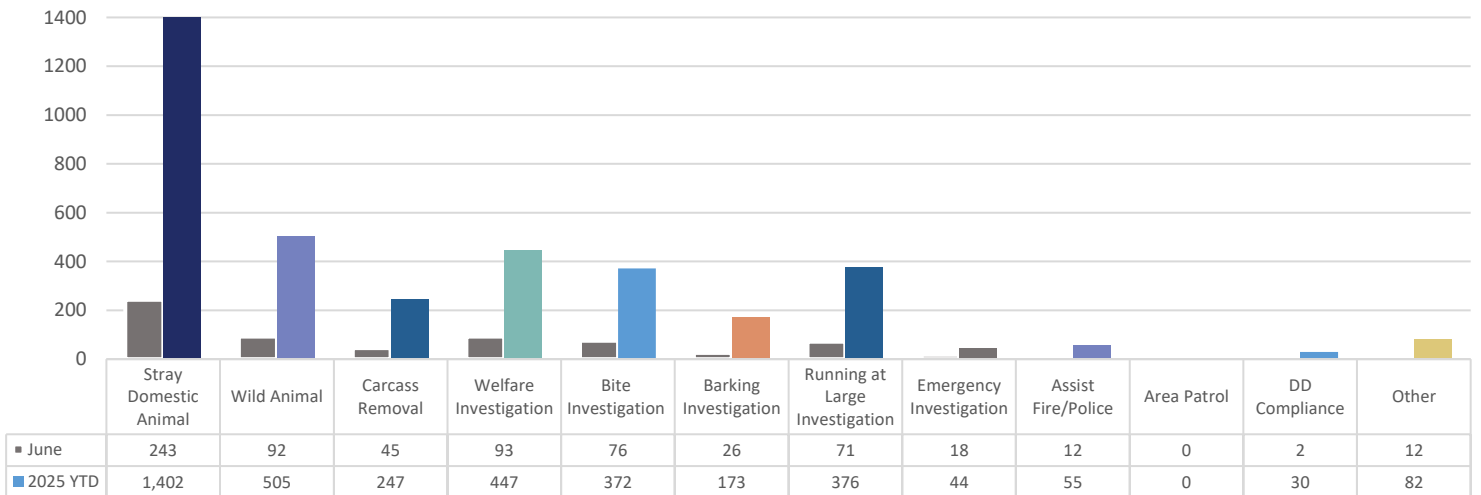
Monthly Operations Report – June 2025

Case Records for All Municipalities by Case Record Type

Case Record Types	June 2025
Stray Domestic Animal	243
Wild Animal	92
Carcass Removal	45
Welfare Investigation	93
Bite Investigation	76
Barking Investigation	26
Running at Large Investigation	71
Emergency Investigation	18
Assist Fire/Police Dept.	12
Area Patrol	0
Dangerous Dog Compliance	2
Other	12
	690



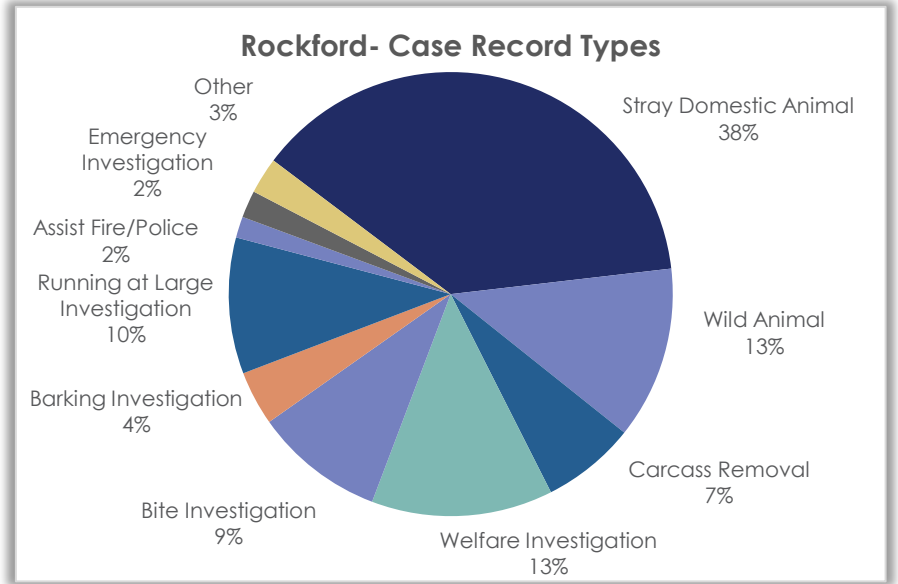
Case Records by Type: Month/Year Comparison



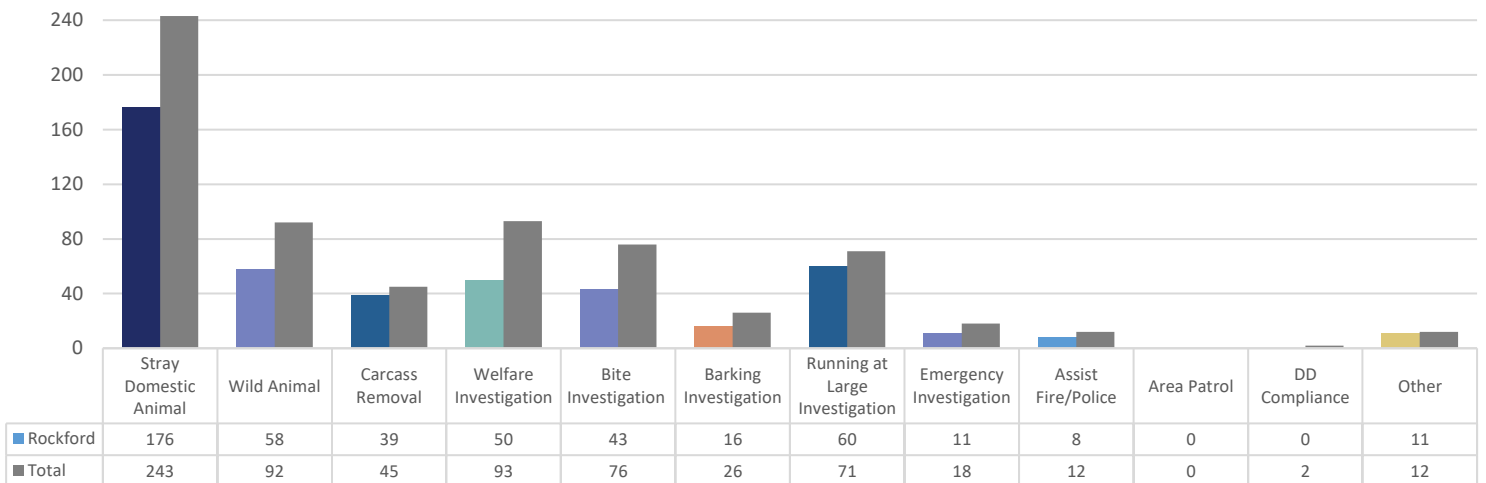
Monthly Operations Report – June 2025

Case Records for Rockford by Case Record Type

Case Record Types	June 2025
Stray Domestic Animal	172
Wild Animal	57
Carcass Removal	31
Welfare Investigation	60
Bite Investigation	43
Barking Investigation	18
Running at Large Investigation	45
Emergency Investigation	7
Assist Fire/Police Dept.	9
Area Patrol	0
Dangerous Dog Compliance	0
Other	12
	454



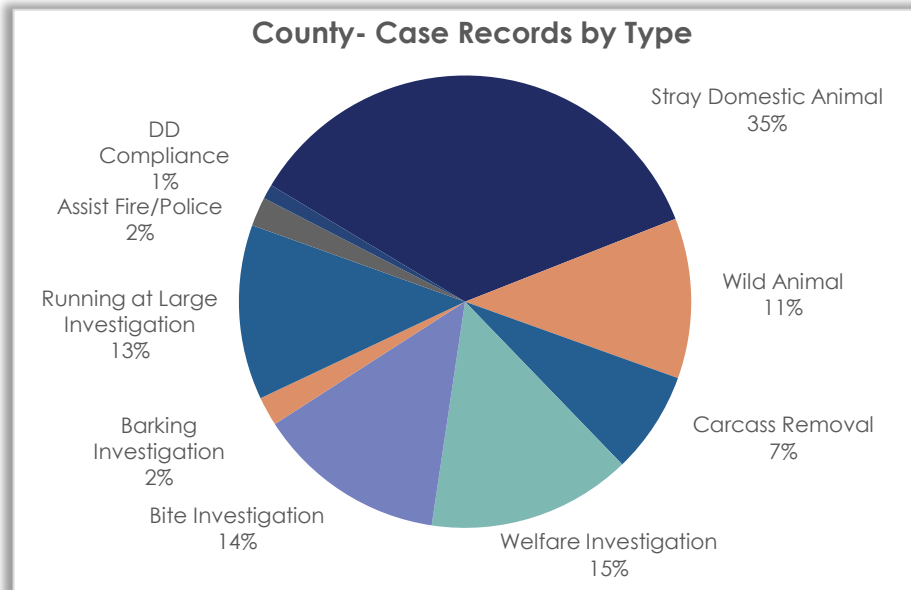
Case Records by Type: Rockford vs. Total Comparison



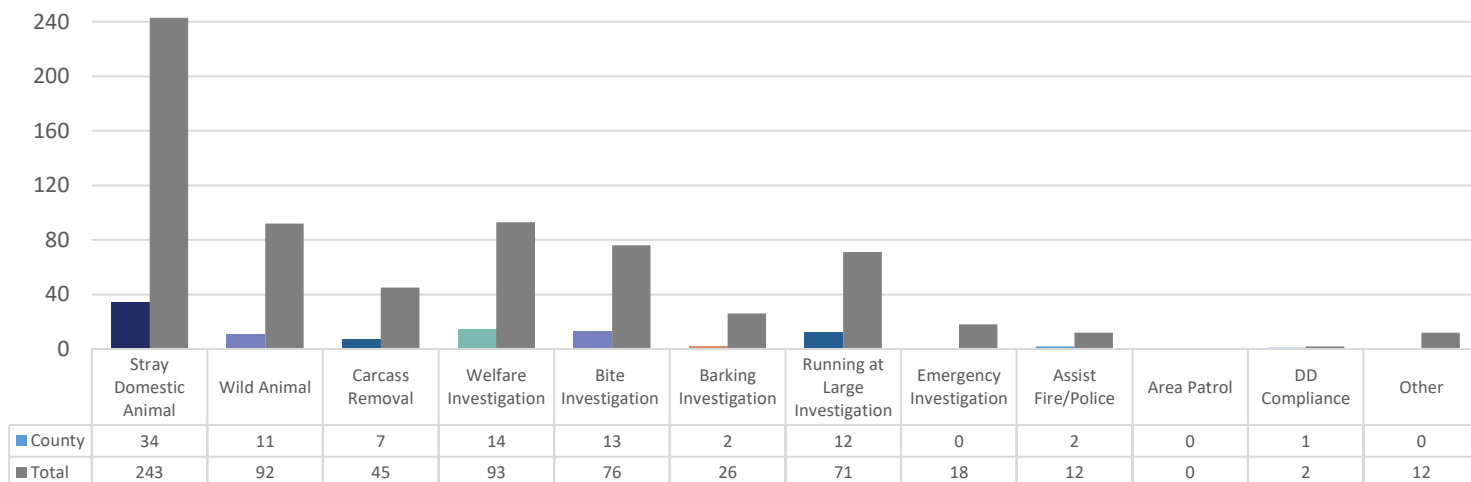
Monthly Operations Report – June 2025

Case Records for the County by Case Record Type

Case Record Types	June 2025
Stray Domestic Animal	34
Wild Animal	11
Carcass Removal	7
Welfare Investigation	14
Bite Investigation	13
Barking Investigation	2
Running at Large Investigation	12
Emergency Investigation	0
Assist Fire/Police Dept.	2
Area Patrol	0
Dangerous Dog Compliance	1
Other	0
	96



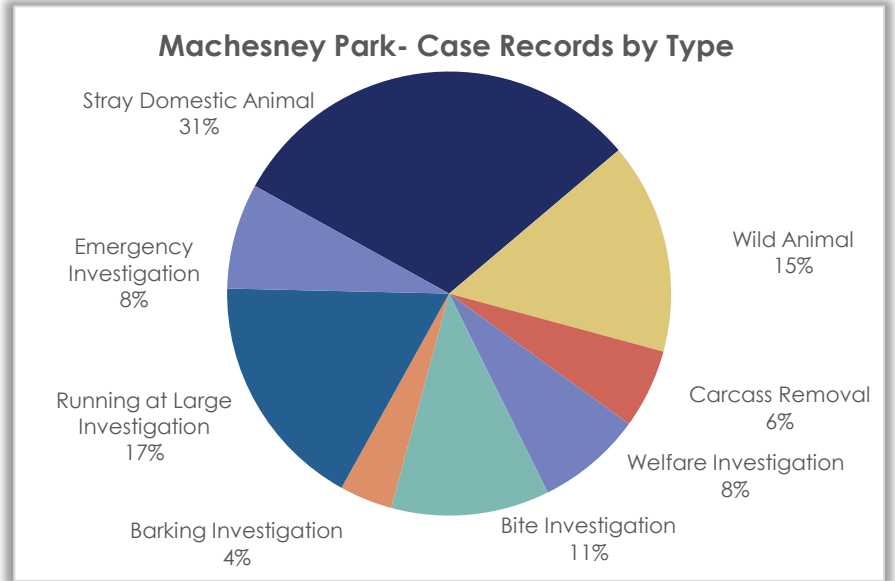
Case Records by Type: Comparison- County vs. Total



Monthly Operations Report – June 2025

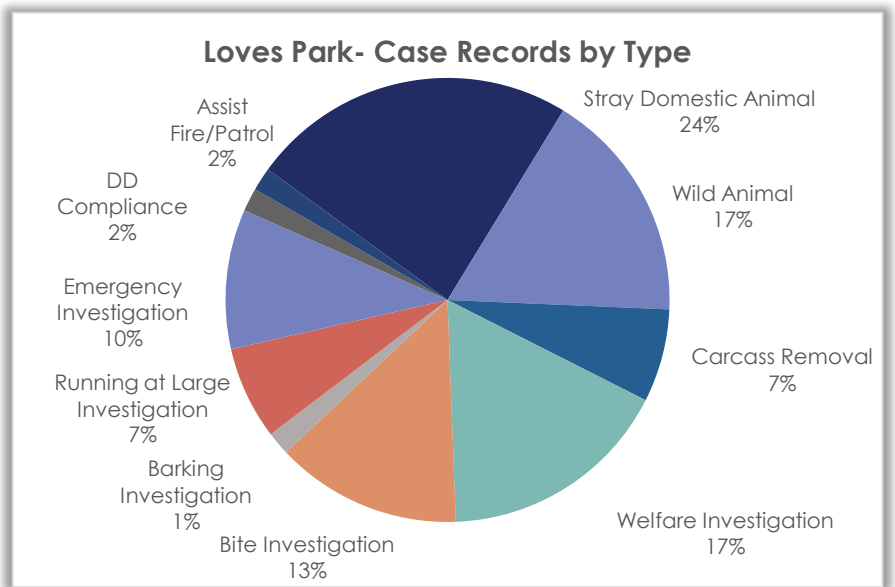
Case Records for Machesney Park by Case Record Type

Case Record Types	June 2025
Stray Domestic Animal	16
Wild Animal	8
Carcass Removal	3
Welfare Investigation	4
Bite Investigation	6
Barking Investigation	2
Running at Large Investigation	9
Emergency Investigation	4
Assist Fire/Police Dept.	0
Area Patrol	0
DD Compliance	0
Other	0
	52



Case Records for Loves Park by Case Record Type

Case Record Types	June 2025
Stray Domestic Animal	14
Wild Animal	10
Carcass Removal	4
Welfare Investigation	10
Bite Investigation	8
Barking Investigation	1
Running at Large Investigation	4
Emergency Investigation	6
Assist Fire/Police Dept.	1
Area Patrol	0
DD Compliance	1
Other	0
	59

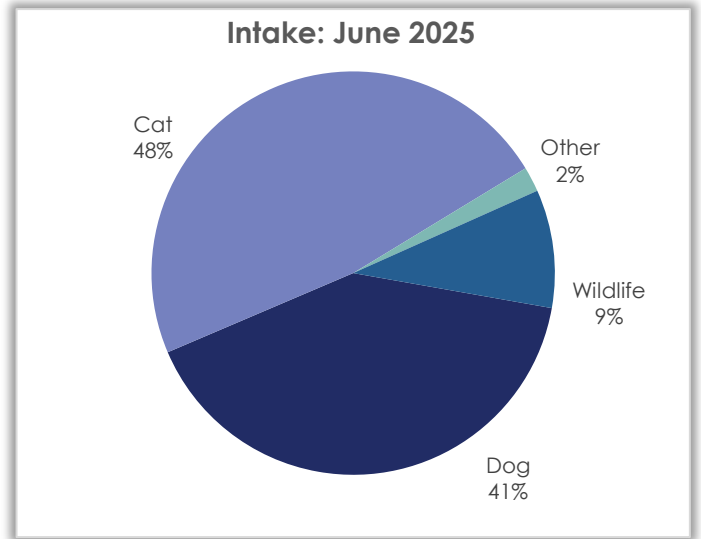


Monthly Operations Report – June 2025

Intake Statistics – June 2025

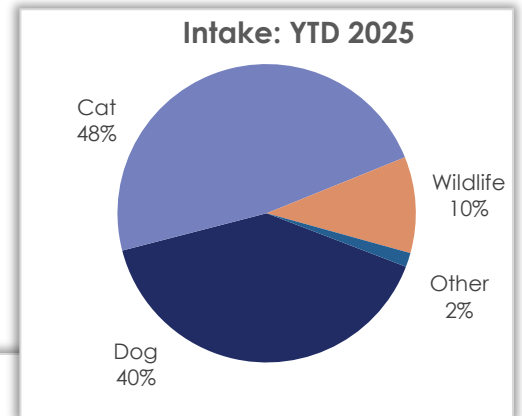
Intake by Species – Month/Year Comparison

Species	June 2025	June 2024	June 2023
Dog	224	217	181
Cat	262	408	271
Chicken	0	2	1
Domestic Rabbit	0	0	1
Guinea Pig	0	0	2
Domestic Bird	3	0	0
Rat	0	0	3
Bearded Dragon	1	0	0
Fish	7	0	0
Gerbil	0	1	0
Ferret	0	1	0
Geese/Ducks	0	8	0
Lizard/Iguana	0	0	1
Wildlife	52	48	34
Total	549	685	494

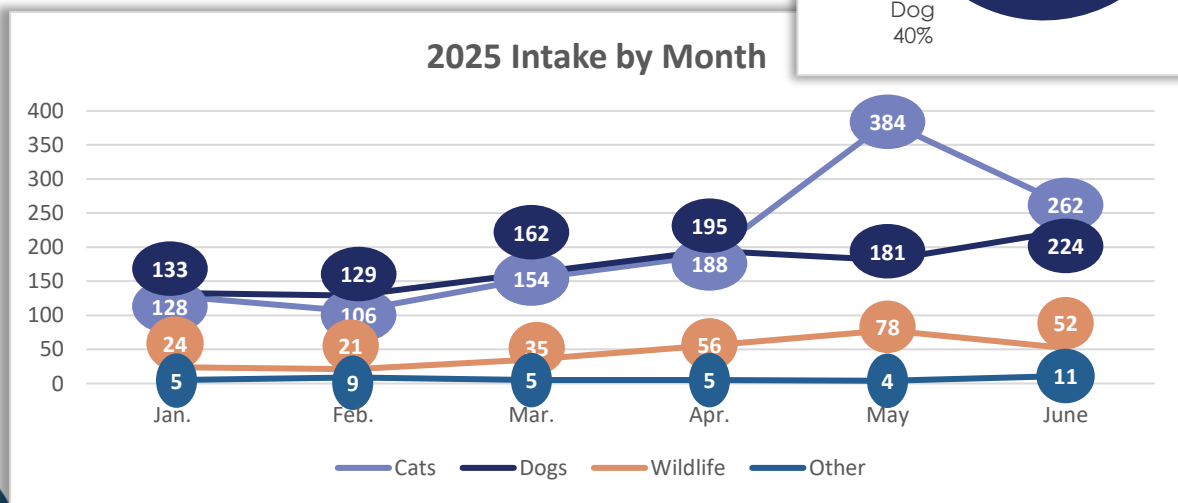


Intake by Species – YTD/Year Comparison

Species	YTD 2025	YTD 2024	YTD 2023
Dog	1,024	1,063	948
Cat	1,222	1,255	1,077
Wildlife	266	210	182
Other	39	134	83
Total	2,551	2,662	2,290



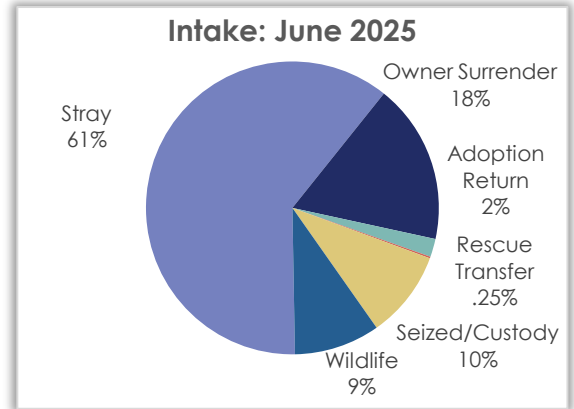
2025 Intake by Month



Monthly Operations Report – June 2025

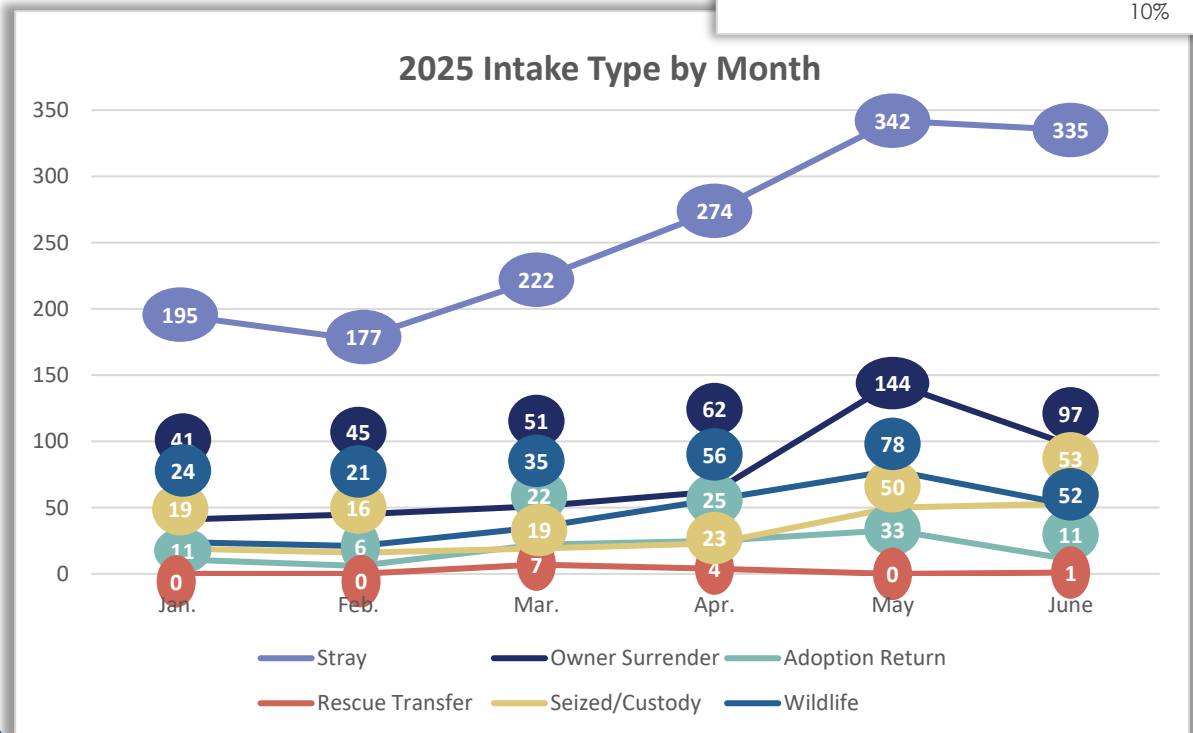
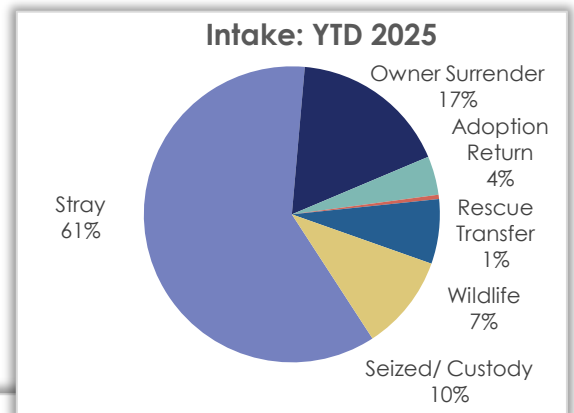
Intake by Type – Month/Year Comparison

Intake Type	June 2025	June 2024	June 2023
Stray	335	384	355
Owner Surrender	97	120	64
Adoption Return	11	17	9
Rescue Transfer	1	0	0
Seized/Custody	53	116	32
Wildlife	52	48	34
Total	549	685	494



Intake by Type – YTD/Year Comparison

Intake Type	YTD 2025	YTD 2024	YTD 2023
Stray	1,545	1,671	1,460
Owner Surrender	440	414	350
Adoption Return	108	81	89
Rescue Transfer	12	14	8
Seized/Custody	180	270	201
Wildlife	266	210	182
Total	2,551	2,660	2,290



Monthly Operations Report – June 2025

Stray Intake

Stray Intake by Species – Month/Year Comparison

Species	June 2025	June 2024	June 2023
Dog	102	129	128
Cat	232	251	219
Other/Wildlife	1	4	8
Total	335	384	355

Owner Surrender

Owner Surrender by Species – Month/Year Comparison

Species	June 2025	June 2024	June 2023
Dog	82	39	26
Cat	15	80	38
Other	0	1	0
Total	97	120	64

Adoption Return

Adoption Returns by Species – Month/Year Comparison

Species	June 2025	June 2024	June 2023
Dog	8	13	2
Cat	3	4	7
Other	0	0	0
Total	11	17	9

Seized/Custody

Seized/Custody by Species – Month/Year Comparison

Species	June 2025	June 2024	June 2023
Dog	32	36	25
Cat	11	73	7
Other	10	7	0
Total	53	116	32



Monthly Operations Report – June 2025

Outcome Statistics – June 2025

Return to Owner

Return to Owner by Species – Month/Year Comparison

Species	June 2025	June 2024	June 2023
Dog	65	67	68
Cat	10	9	8
Other	0	2	0
Total	75	78	76

Return to Owner by Species – YTD/Year Comparison

Species	YTD 2025	YTD 2024	YTD 2023
Dog	317	339	352
Cat	36	38	37
Other	0	6	15
Total	353	383	404

TNR and RTF

Trap-Neuter-Return and Return-to-Field Outcomes by Month

	Jan.	Feb.	Mar.	Apr.	May	June	
TNR	0	0	0	0	0	0	0
RTF	0	0	0	0	0	0	0
	0	0	0	0	0	0	

Wildlife

Wildlife Rehabilitation Month/Year and Year Comparisons

June 2025

June 2025	June 2024	June 2023
2	9	11

YTD 2025

YTD 2025	YTD 2024	YTD 2023
27	66	31

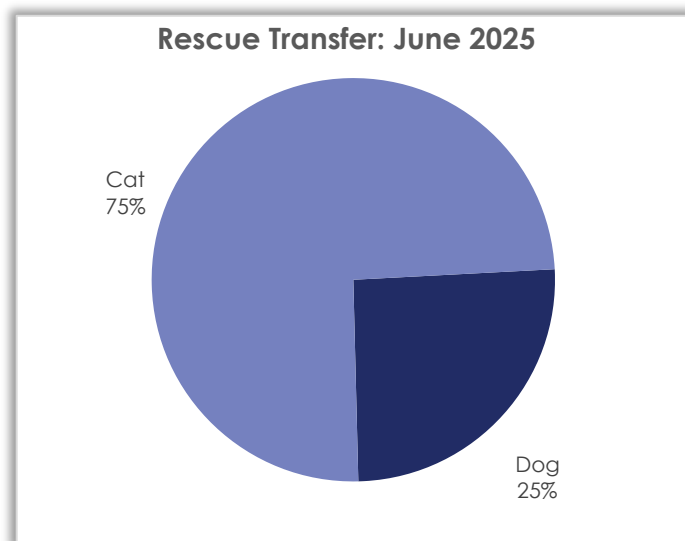


Monthly Operations Report – June 2025

Rescue Transfer

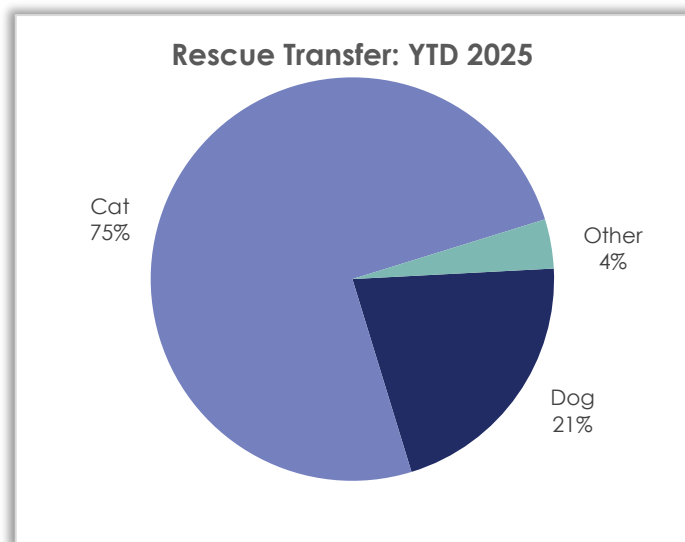
Rescue Transfer by Species – Month/Year Comparison

Species	June 2025	June 2024	June 2023
Dog	29	20	23
Cat	85	72	40
Guinea Pig	0	1	0
Total	114	93	63



Rescue Transfer by Species – YTD/Year Comparison

Species	YTD 2025	YTD 2024	YTD 2023
Dog	96	106	107
Cat	341	245	247
Other	18	83	10
Total	455	434	364

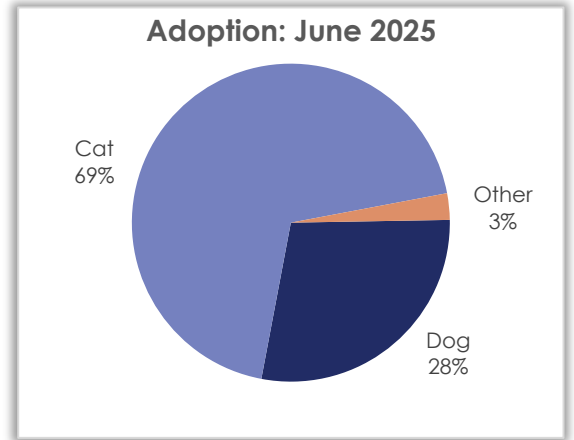


Monthly Operations Report – June 2025

Adoption

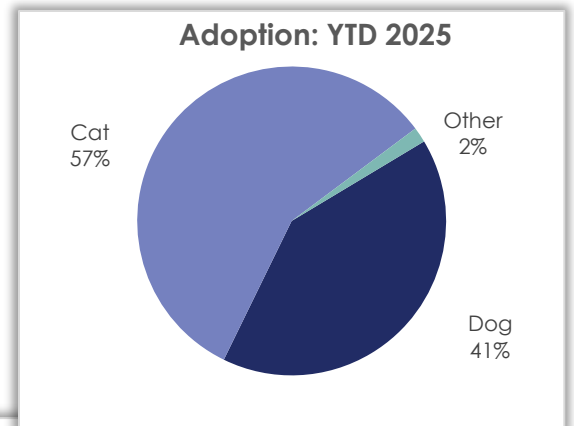
Adoption by Species – Month/Year Comparison

Species	June 2025	June 2024	June 2023
Dog	63	52	42
Cat	154	178	155
Domestic Rabbit	0	0	1
Domestic Bird	1	0	0
Chicken	0	0	2
Guinea Pig	0	0	2
Fish	5	0	0
Lizard	0	0	1
Rat	0	0	1
Ferret	0	1	0
Total	223	231	204

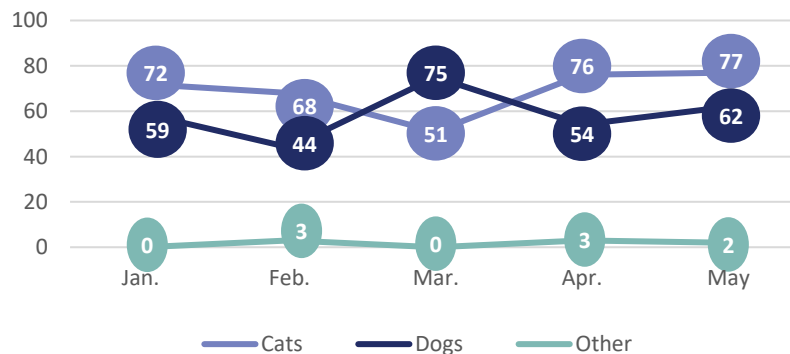


Adoption by Species – YTD/Year Comparison

Species	YTD 2025	YTD 2024	YTD 2023
Dog	357	365	296
Cat	503	552	482
Other	14	26	47
Total	874	943	825



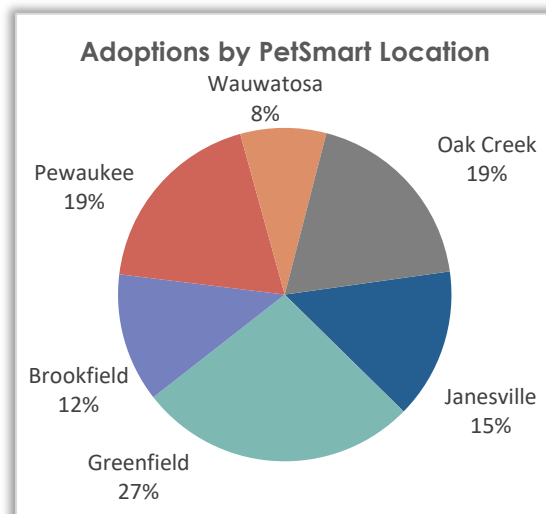
Adoption: 2025 Monthly Adoptions by Species



Monthly Operations Report – June 2025

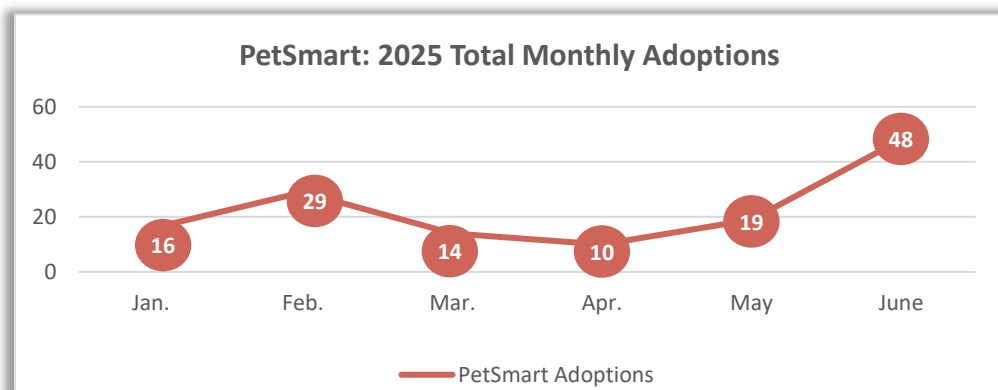
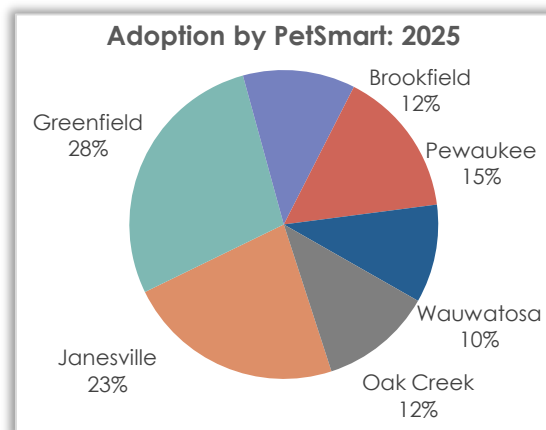
Off-site Adoptions by PetSmart Location – Month/Year Comparison

PetSmart Location	June 2025	June 2024	June 2023
Machesney Park	-	-	0
Rockford	-	-	0
Janesville	7	8	14
Greenfield	13	14	29
Brookfield	6	5	10
Pewaukee	9	5	9
Wauwatosa	4	8	6
Oak Creek	9	4	-
Total	48	44	68



Off-site Adoptions by PetSmart Location – YTD/Year Comparison

PetSmart Location	YTD 2025	YTD 2024	YTD 2023
Machesney Park	-	-	0
Rockford	-	-	2
Janesville	31	34	36
Greenfield	38	38	54
Brookfield	16	18	27
Pewaukee	21	24	25
Wauwatosa	14	24	25
Oak Creek	16	23	-
Total	136	161	169

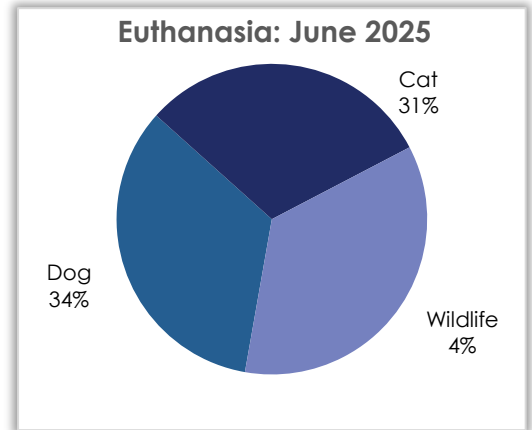


Monthly Operations Report – June 2025

Euthanasia

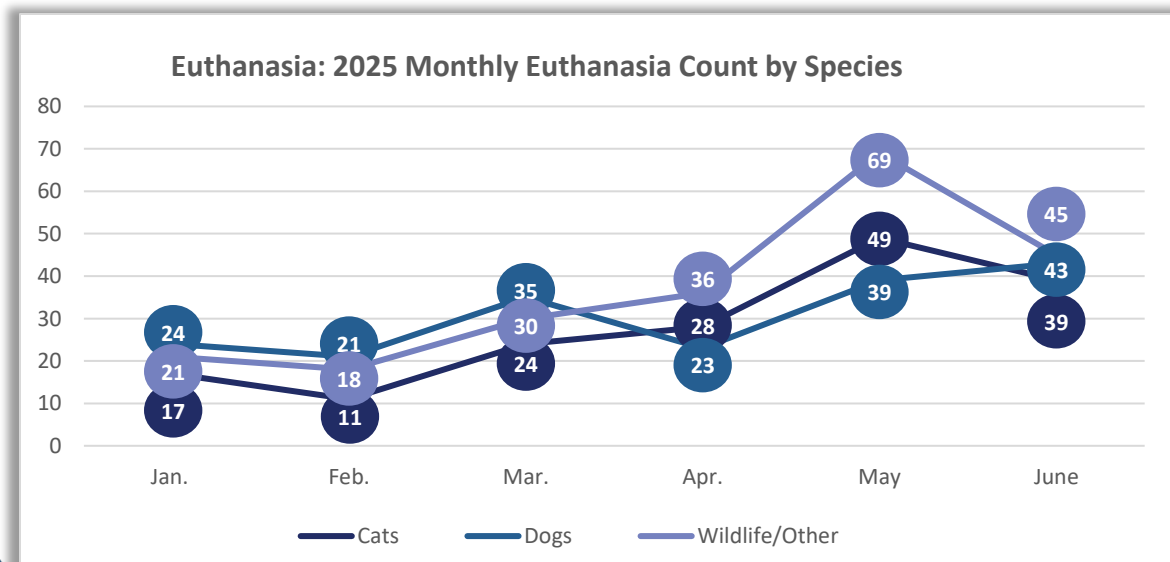
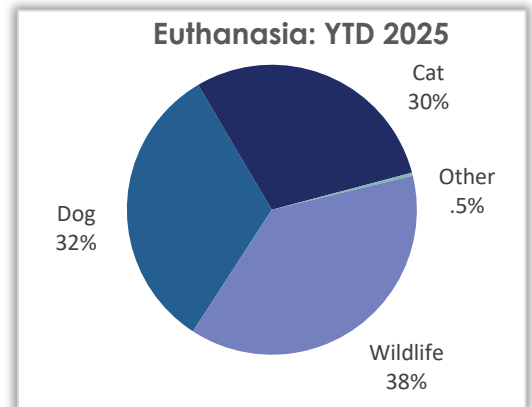
Euthanasia by Species – Month/Year Comparison

Species	June 2025	June 2024	June 2023
Dog	43	43	35
Cat	39	49	22
Other	0	1	1
Wildlife	45	25	23
Total	127	118	81



Euthanasia by Species – YTD/Year Comparison

Species	YTD 2025	YTD 2024	YTD 2023
Dog	185	175	160
Cat	168	165	115
Other	2	5	2
Wildlife	217	125	147
Total	572	470	424



Monthly Operations Report – June 2025

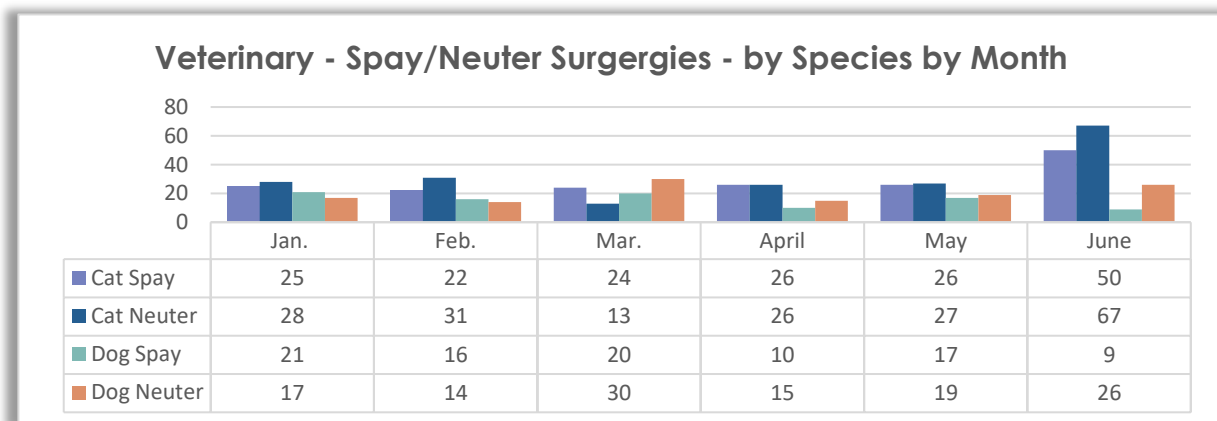
Veterinary Operations – June 2025

Spay/Neuter Surgeries – June Totals

	Dog	Cat	
Spay	9	50	59
Neuter	26	67	93
Total	35	117	152

Spay/Neuter Surgeries – YTD Totals

	Dog	Cat	
Spay	93	173	236
Neuter	121	192	313
Total	214	365	549



Veterinary – Other Procedures - 2025 by Month

Procedure	Jan	Feb	Mar	Apr	May	June	
Entropion	2	1	0	0	0	2	5
Repair Umbilical Hernia	1	0	0	1	0	0	2
Treat/Close Wound	4	6	1	3	1	4	19
Hematoma Repair	0	1	0	0	0	0	1
Leg Amputation	1	2	0	0	1	0	4
Ear Tip	2	0	0	0	0	0	2
Tail Amputation	0	0	1	0	0	0	1
Enucleation	0	0	1	0	0	0	1
Growth Removal	0	0	0	2	1	0	3
Scrotal Ablation	0	0	0	1	1	0	2
Cherry Eye Repair	0	0	0	0	1	3	4
Grooming/Shave Down	0	0	0	0	0	1	1
	10	10	3	7	5	01	45

