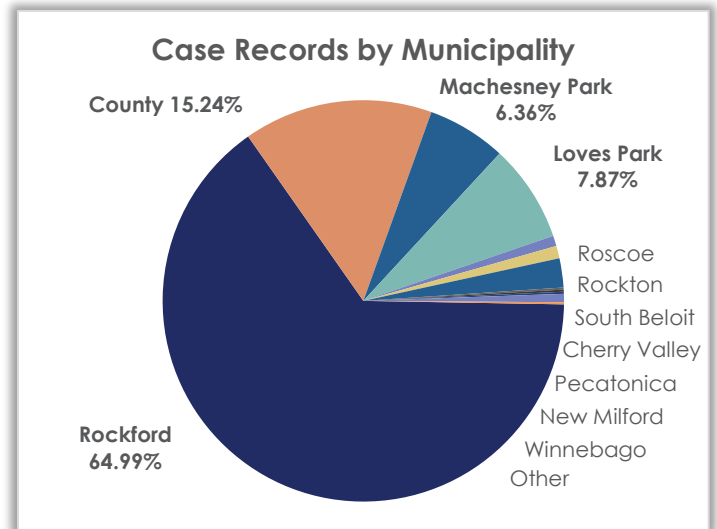


## Monthly Operations Report – March 2026

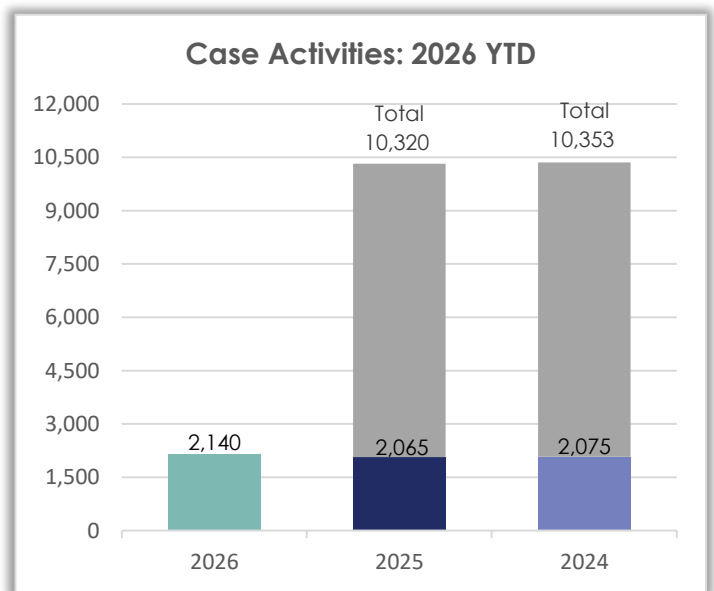
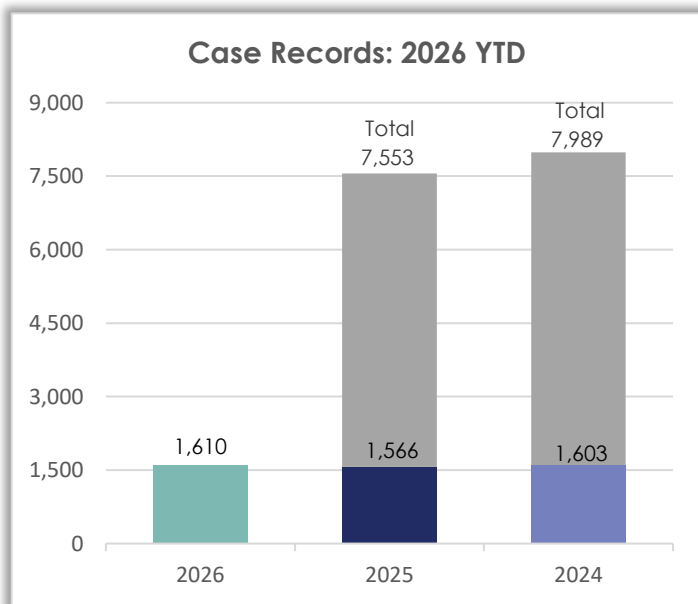
### Field Services Case Records – March 2026

#### Case Records by Municipality – Month/Year Comparison

Municipality	Mar. 2026	Mar. 2025	Mar. 2024
Rockford	388	407	436
County	91	96	89
Machesney Park	38	33	31
Loves Park	47	49	47
Rockton	5	5	8
Roscoe	6	6	7
South Beloit	14	9	11
Durand	0	2	1
Pecatonica	1	7	3
Winnebago	1	4	5
New Milford	1	1	0
Cherry Valley	4	5	7
Boone County	0	0	0
Other	1	1	0
<b>Total</b>	<b>597</b>	<b>625</b>	<b>645</b>



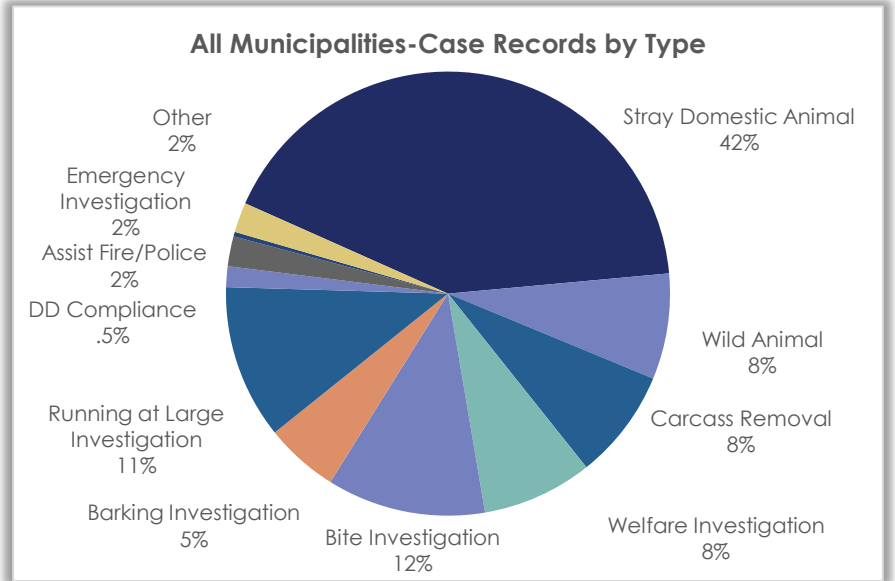
#### All Municipalities – Case Records & Activities: Year Comparison



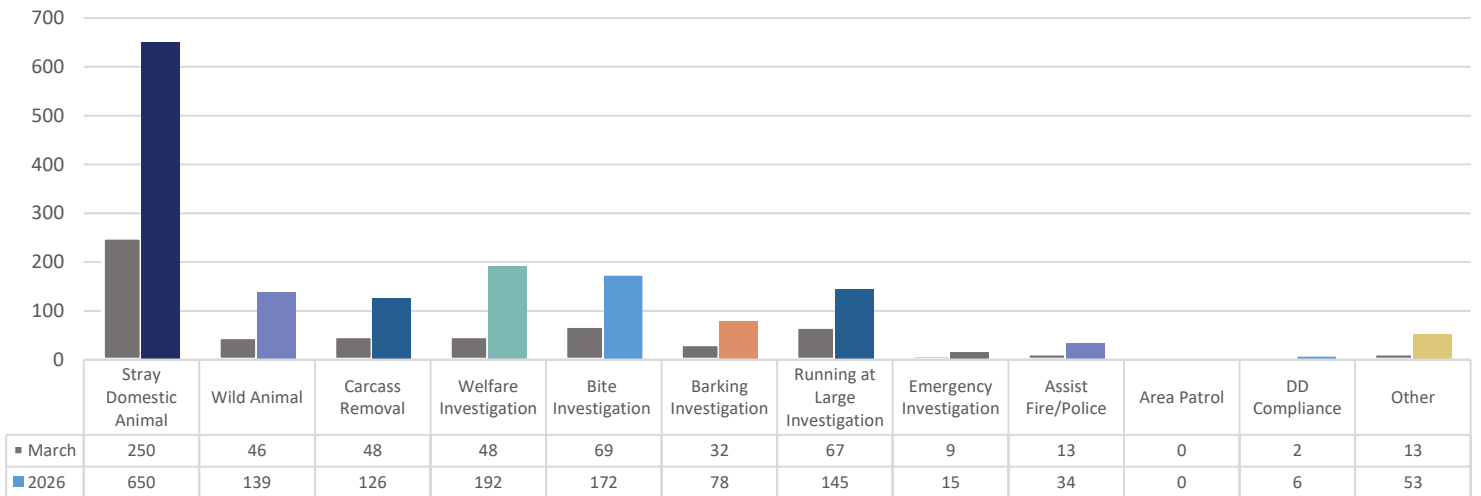
## Monthly Operations Report – March 2026

### Case Records for All Municipalities by Case Record Type

Case Record Types	Mar. 2026
Stray Domestic Animal	250
Wild Animal	46
Carcass Removal	48
Welfare Investigation	48
Bite Investigation	69
Barking Investigation	32
Running at Large Investigation	67
Emergency Investigation	9
Assist Fire/Police Dept.	13
Area Patrol	0
Dangerous Dog Compliance	2
Other	13
	<b>597</b>



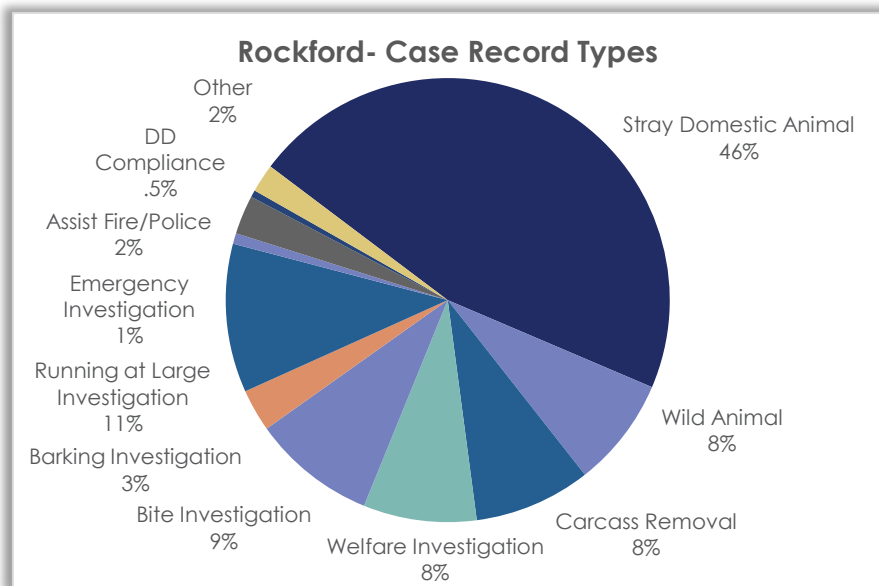
### Case Records by Type: Month/Year Comparison



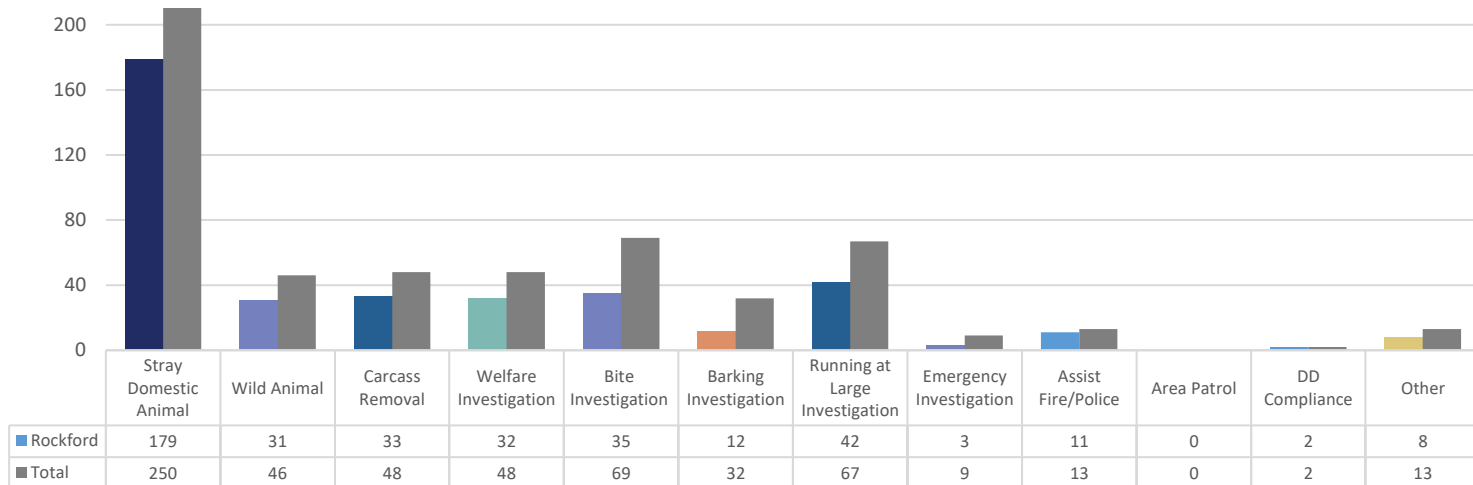
## Monthly Operations Report – March 2026

### Case Records for Rockford by Case Record Type

Case Record Types	Mar. 2026
Stray Domestic Animal	179
Wild Animal	31
Carcass Removal	33
Welfare Investigation	32
Bite Investigation	35
Barking Investigation	12
Running at Large Investigation	42
Emergency Investigation	3
Assist Fire/Police Dept.	11
Area Patrol	0
Dangerous Dog Compliance	2
Other	8
	<b>388</b>



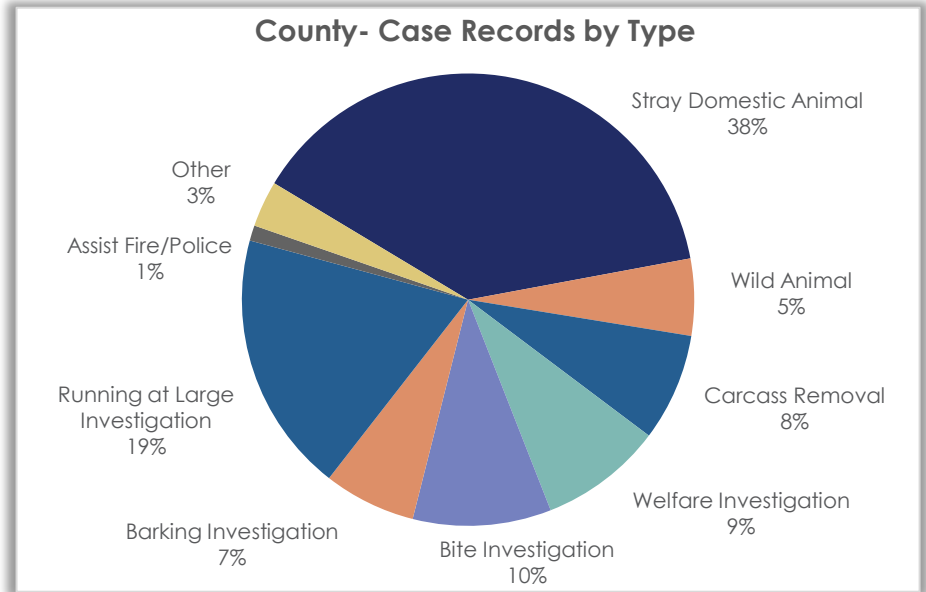
### Case Records by Type: Rockford vs. Total Comparison



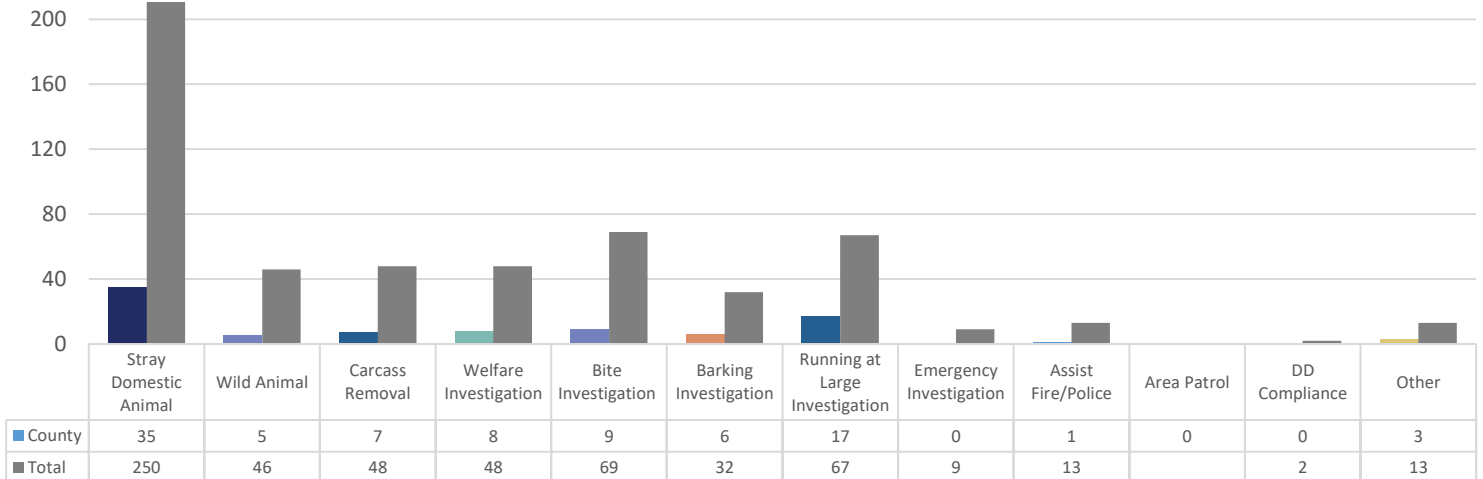
## Monthly Operations Report – March 2026

### Case Records for the County by Case Record Type

Case Record Types	Mar. 2026
Stray Domestic Animal	35
Wild Animal	5
Carcass Removal	7
Welfare Investigation	8
Bite Investigation	9
Barking Investigation	6
Running at Large Investigation	17
Emergency Investigation	0
Assist Fire/Police Dept.	1
Area Patrol	0
Dangerous Dog Compliance	0
Other	3
	<b>91</b>



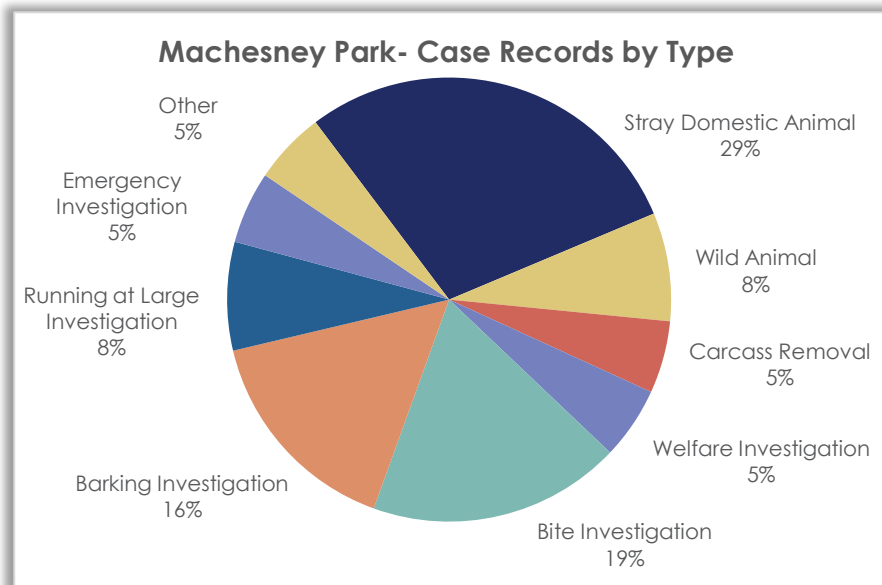
### Case Records by Type: Comparison- County vs. Total



## Monthly Operations Report – March 2026

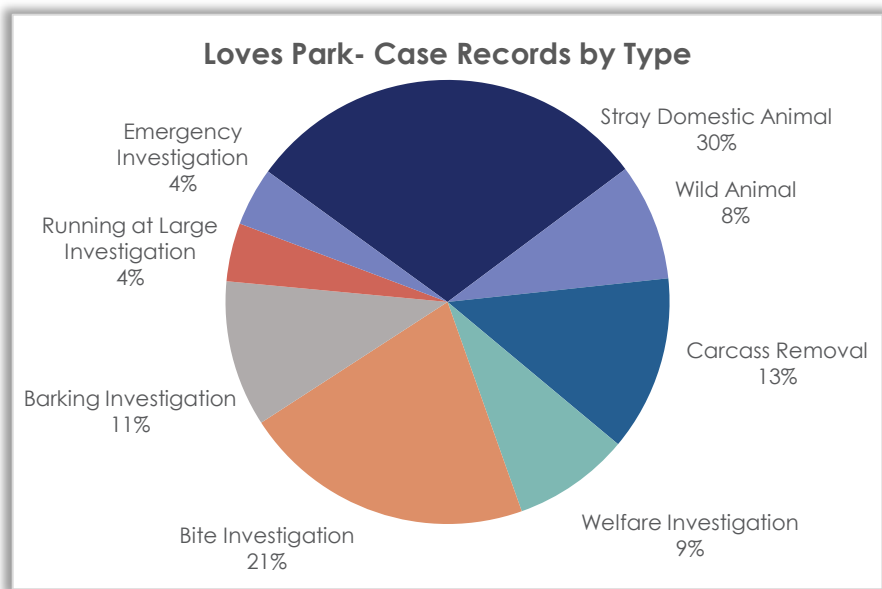
### Case Records for Machesney Park by Case Record Type

Case Record Types	Mar. 2026
Stray Domestic Animal	11
Wild Animal	3
Carcass Removal	2
Welfare Investigation	2
Bite Investigation	7
Barking Investigation	6
Running at Large Investigation	3
Emergency Investigation	2
Assist Fire/Police Dept.	0
Area Patrol	0
DD Compliance	0
Other	2
	<b>38</b>



### Case Records for Loves Park by Case Record Type

Case Record Types	Mar. 2026
Stray Domestic Animal	14
Wild Animal	4
Carcass Removal	6
Welfare Investigation	4
Bite Investigation	10
Barking Investigation	5
Running at Large Investigation	2
Emergency Investigation	2
Assist Fire/Police Dept.	0
Area Patrol	0
DD Compliance	0
Other	0
	<b>47</b>

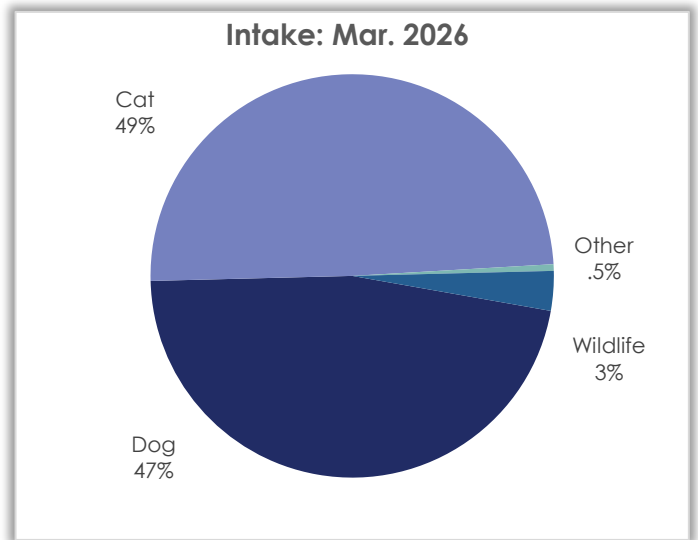


## Monthly Operations Report – March 2026

### Intake Statistics – Mar. 2026

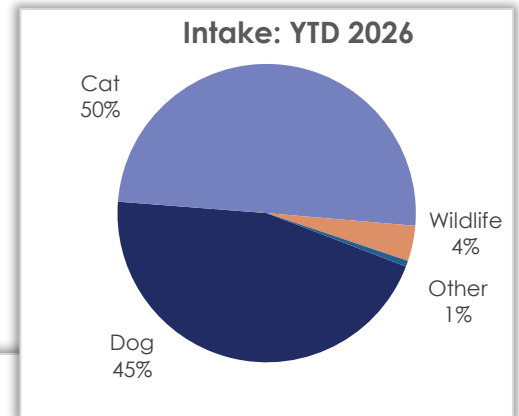
#### Intake by Species – Month/Year Comparison

Species	Mar. 2026	Mar. 2025	Mar. 2024
Dog	177	162	153
Cat	187	154	136
Chicken	1	2	5
Domestic Rabbit	1	1	3
Guinea Pig	0	2	0
Lizard/Iguana	0	0	1
Rat	0	0	4
Fish	0	0	1
Domestic Duck/Goose	0	0	2
Wildlife	12	35	25
<b>Total</b>	<b>378</b>	<b>356</b>	<b>330</b>

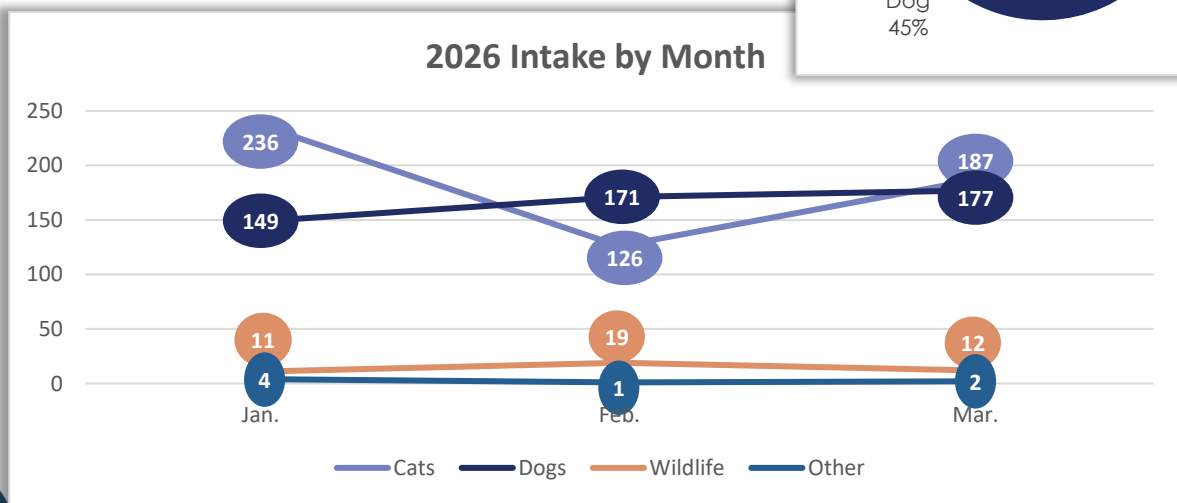


#### Intake by Species – YTD/Year Comparison

Species	YTD 2026	YTD 2025	YTD 2024
Dog	497	424	486
Cat	549	388	374
Wildlife	42	80	39
Other	7	19	25
<b>Total</b>	<b>1,095</b>	<b>911</b>	<b>924</b>



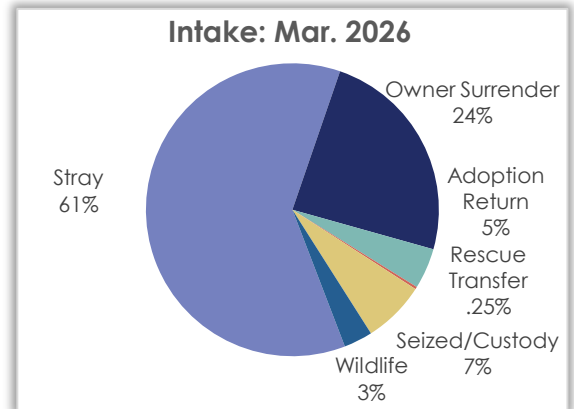
#### 2026 Intake by Month



## Monthly Operations Report – March 2026

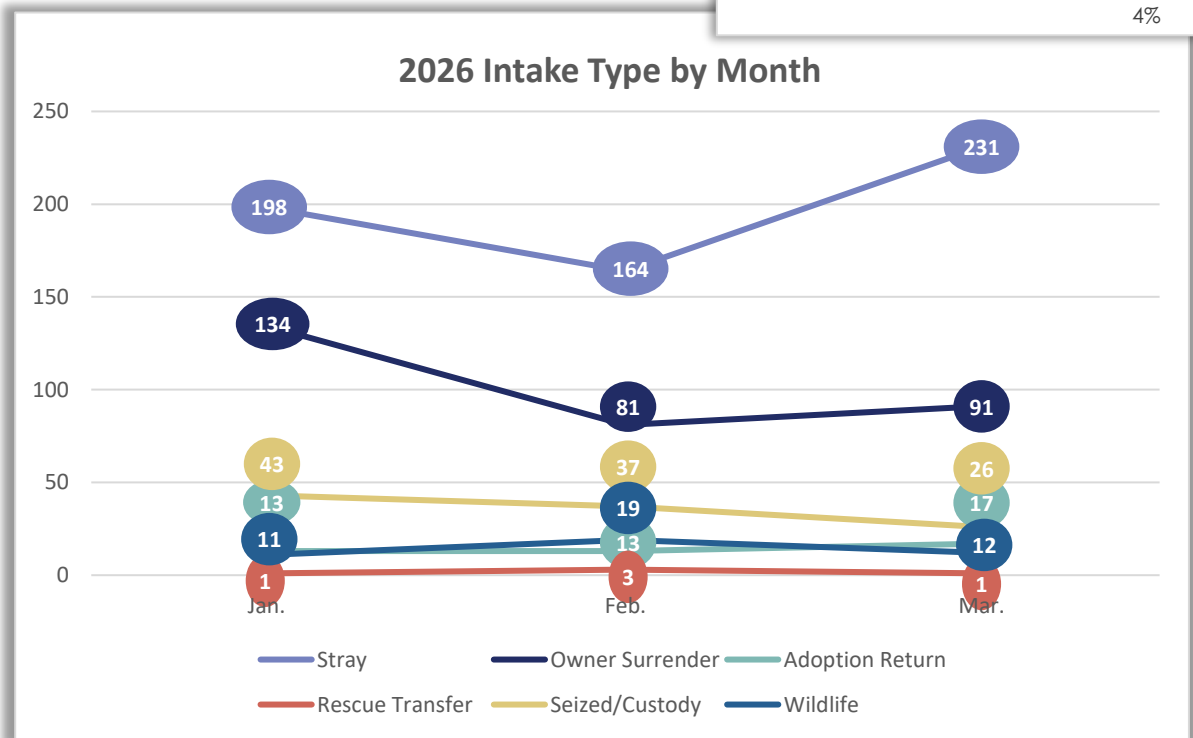
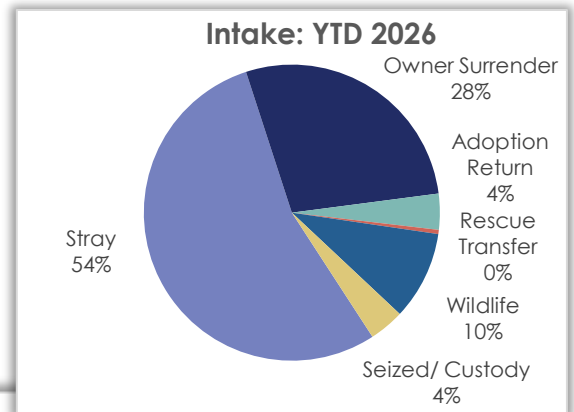
### Intake by Type – Month/Year Comparison

Intake Type	Mar. 2026	Mar. 2025	Mar. 2024
Stray	231	222	219
Owner Surrender	91	51	48
Adoption Return	17	22	8
Rescue Transfer	1	7	2
Seized/Custody	26	19	28
Wildlife	12	35	25
<b>Total</b>	<b>378</b>	<b>356</b>	<b>330</b>



### Intake by Type – YTD/Year Comparison

Intake Type	YTD 2026	YTD 2025	YTD 2024
Stray	593	594	607
Owner Surrender	306	137	150
Adoption Return	43	39	39
Rescue Transfer	5	7	7
Seized/Custody	106	54	82
Wildlife	42	80	39
<b>Total</b>	<b>1,095</b>	<b>911</b>	<b>924</b>



## Monthly Operations Report – March 2026

### Stray Intake

#### Stray Intake by Species – Month/Year Comparison

Species	Mar. 2026	Mar. 2025	Mar. 2024
Dog	114	112	110
Cat	116	106	99
Other/Wildlife	1	4	10
<b>Total</b>	<b>231</b>	<b>222</b>	<b>219</b>

### Owner Surrender

#### Owner Surrender by Species – Month/Year Comparison

Species	Mar. 2026	Mar. 2025	Mar. 2024
Dog	33	25	19
Cat	57	25	25
Other	1	1	4
<b>Total</b>	<b>91</b>	<b>51</b>	<b>48</b>

### Adoption Return

#### Adoption Returns by Species – Month/Year Comparison

Species	Mar. 2026	Mar. 2025	Mar. 2024
Dog	8	14	5
Cat	9	8	3
Other	0	0	0
<b>Total</b>	<b>17</b>	<b>22</b>	<b>8</b>

### Seized/Custody

#### Seized/Custody by Species – Month/Year Comparison

Species	Mar. 2026	Mar. 2025	Mar. 2024
Dog	21	11	18
Cat	5	8	8
Other	0	0	2
<b>Total</b>	<b>26</b>	<b>19</b>	<b>28</b>



## Monthly Operations Report – March 2026

### Outcome Statistics – Mar. 2026

#### Return to Owner

##### Return to Owner by Species – Month/Year Comparison

Species	Mar. 2026	Mar. 2025	Mar. 2024
Dog	56	58	55
Cat	2	2	5
Other	0	0	0
<b>Total</b>	<b>58</b>	<b>60</b>	<b>60</b>

##### Return to Owner by Species – YTD/Year Comparison

Species	YTD 2026	YTD 2025	YTD 2024
Dog	140	132	146
Cat	14	14	17
Other	0	0	3
<b>Total</b>	<b>154</b>	<b>146</b>	<b>166</b>

#### TNR and RTF

##### Trap-Neuter-Return and Return-to-Field Outcomes by Month

	Jan.	Feb.	Mar.	
TNR	0	0	0	<b>0</b>
RTF	1	0	0	<b>1</b>
	<b>1</b>	<b>0</b>	<b>0</b>	

#### Wildlife

##### Wildlife Rehabilitation Month/Year and Year Comparisons

###### Mar. 2026

Mar. 2026	Mar. 2025	Mar. 2024
1	0	2

###### YTD 2026

YTD 2026	YTD 2025	YTD 2024
7	4	2

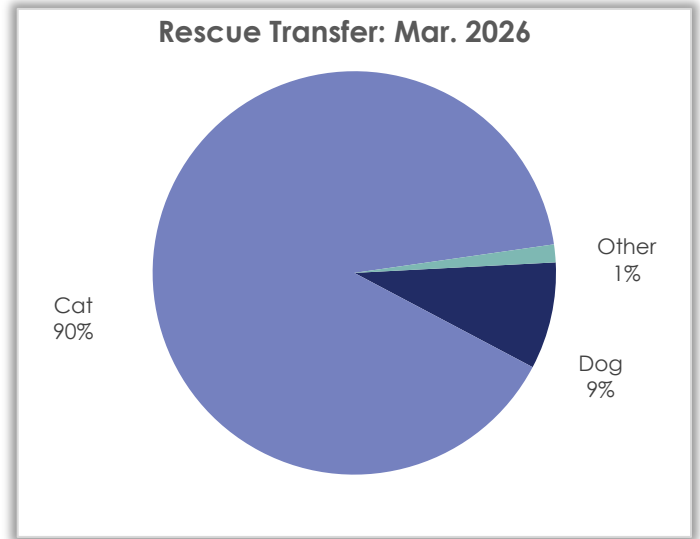


## Monthly Operations Report – March 2026

### Rescue Transfer

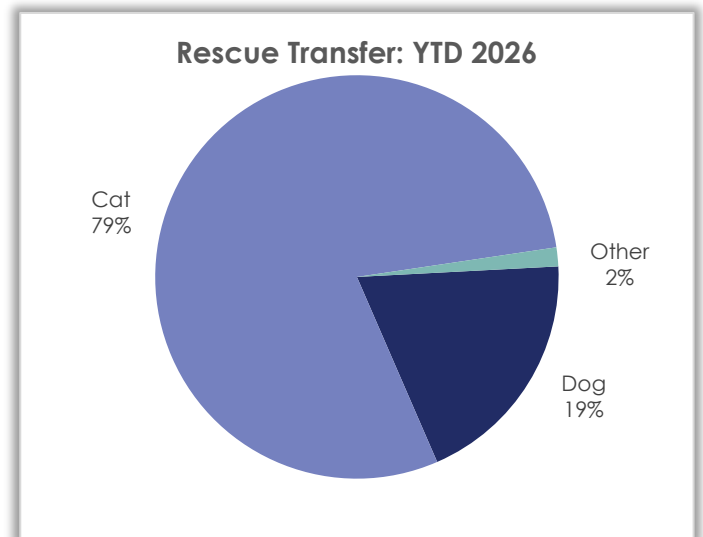
#### Rescue Transfer by Species – Month/Year Comparison

Species	Mar. 2026	Mar. 2025	Mar. 2024
Dog	6	12	15
Cat	63	38	18
Guinea Pig	0	2	0
Domestic Rabbit	1	1	2
<b>Total</b>	<b>70</b>	<b>53</b>	<b>35</b>



#### Rescue Transfer by Species – YTD/Year Comparison

Species	YTD 2026	YTD 2025	YTD 2024
Dog	51	38	57
Cat	209	122	62
Other	4	14	7
<b>Total</b>	<b>264</b>	<b>174</b>	<b>126</b>

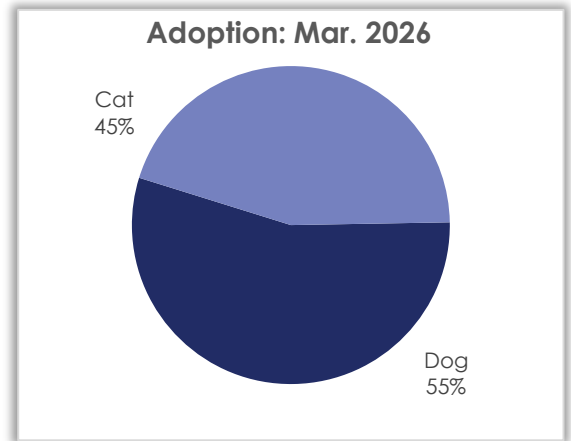


## Monthly Operations Report – March 2026

### Adoption

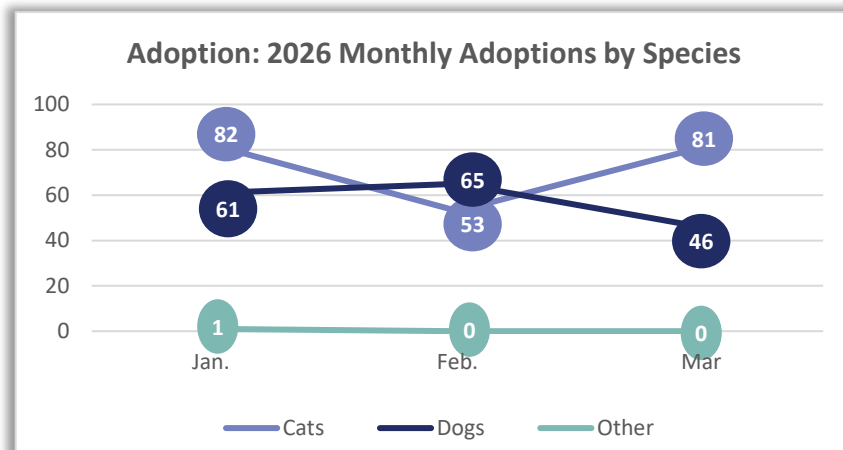
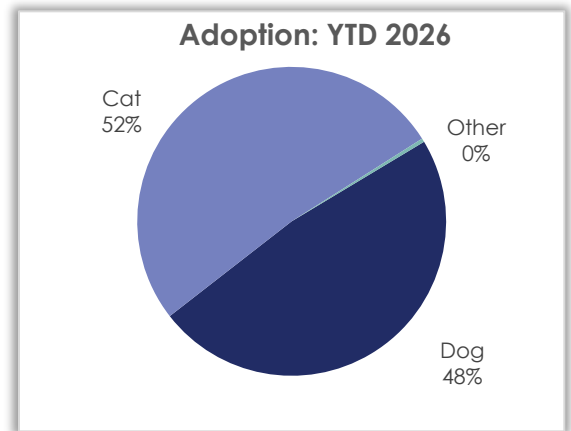
#### Adoption by Species – Month/Year Comparison

Species	Mar. 2026	Mar. 2025	Mar. 2024
Dog	46	75	66
Cat	81	54	79
Domestic Rabbit	0	0	1
Chicken	0	0	1
Duck	0	0	2
<b>Total</b>	<b>127</b>	<b>129</b>	<b>149</b>



#### Adoption by Species – YTD/Year Comparison

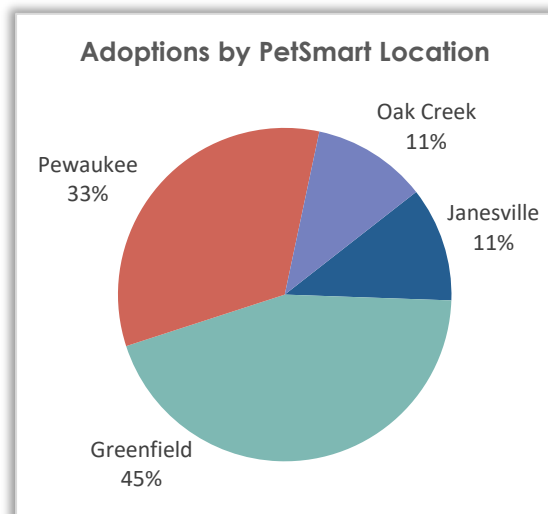
Species	YTD 2026	YTD 2025	YTD 2024
Dog	172	178	182
Cat	216	194	211
Other	1	3	6
<b>Total</b>	<b>389</b>	<b>375</b>	<b>399</b>



## Monthly Operations Report – March 2026

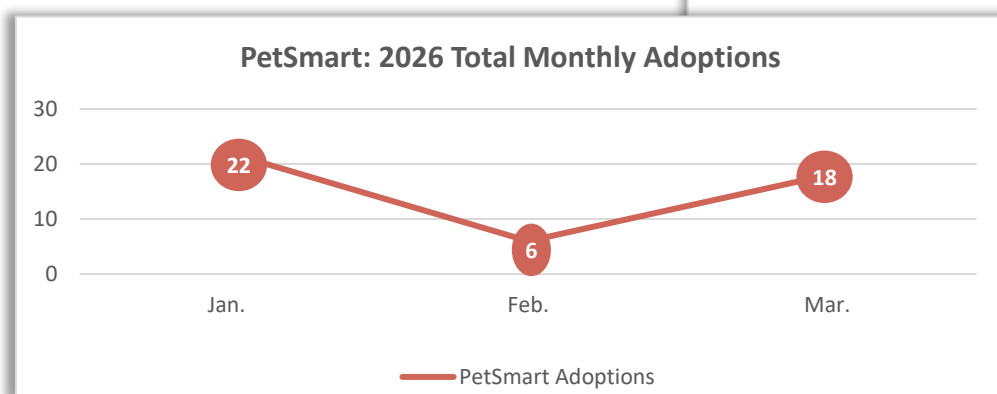
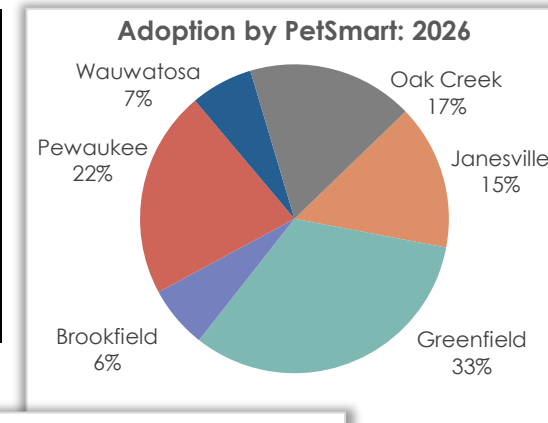
### Off-site Adoptions by PetSmart Location – Month/Year Comparison

PetSmart Location	Mar. 2026	Mar. 2025	Mar. 2024
Rockford	-	-	-
Janesville	2	4	4
Greenfield	8	5	6
Brookfield	0	1	3
Pewaukee	6	2	2
Wauwatosa	0	1	3
Oak Creek	2	1	2
<b>Total</b>	<b>18</b>	<b>14</b>	<b>20</b>



### Off-site Adoptions by PetSmart Location – YTD/Year Comparison

PetSmart Location	YTD 2026	YTD 2025	YTD 2024
Rockford	-	-	-
Janesville	7	15	15
Greenfield	15	16	17
Brookfield	3	7	7
Pewaukee	10	8	7
Wauwatosa	3	7	9
Oak Creek	8	6	8
<b>Total</b>	<b>46</b>	<b>59</b>	<b>63</b>

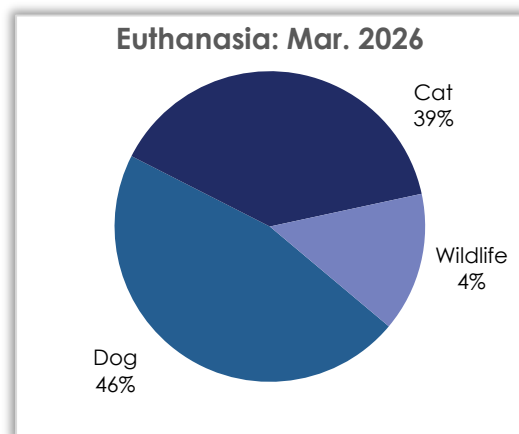


## Monthly Operations Report – March 2026

### Euthanasia

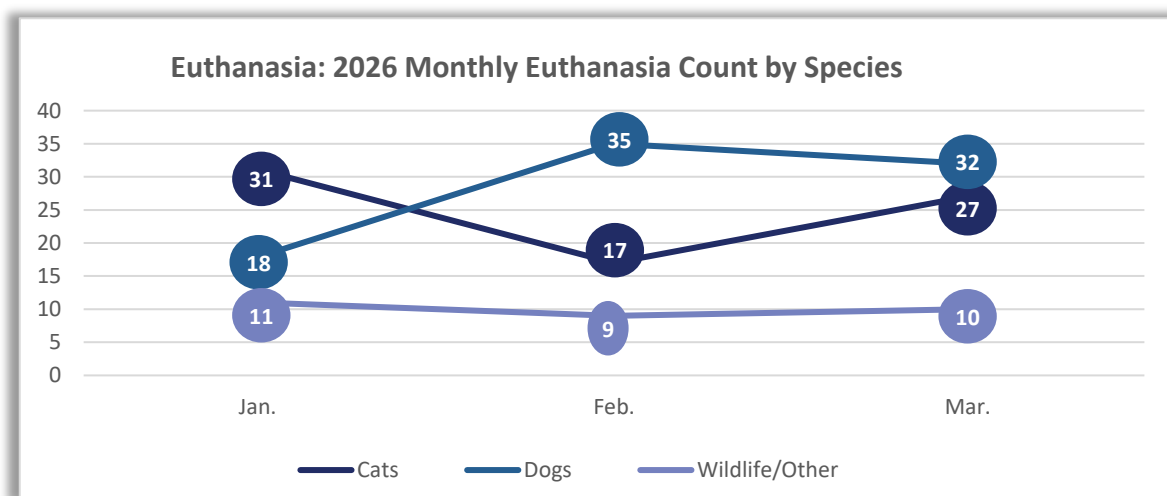
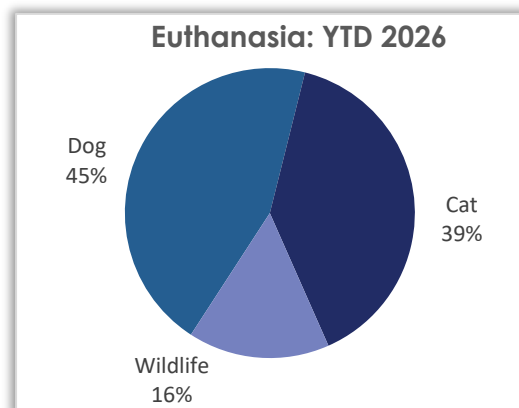
#### Euthanasia by Species – Month/Year Comparison

Species	Mar. 2026	Mar. 2025	Mar. 2024
Dog	32	35	24
Cat	27	24	24
Other	0	0	4
Wildlife	10	30	21
<b>Total</b>	<b>69</b>	<b>89</b>	<b>73</b>



#### Euthanasia by Species – YTD/Year Comparison

Species	YTD 2026	YTD 2025	YTD 2024
Dog	85	80	76
Cat	75	52	67
Other	0	0	4
Wildlife	30	69	35
<b>Total</b>	<b>190</b>	<b>201</b>	<b>182</b>



## Monthly Operations Report – March 2026

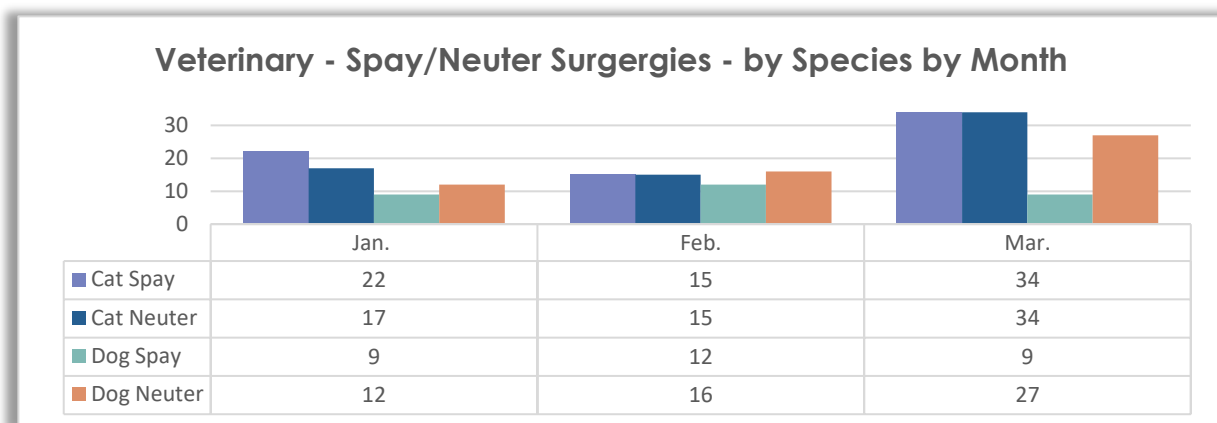
### Veterinary Operations – Mar. 2026

#### Spay/Neuter Surgeries – Mar. Totals

	Dog	Cat	
Spay	9	34	<b>43</b>
Neuter	27	34	<b>61</b>
<b>Total</b>	<b>36</b>	<b>68</b>	<b>104</b>

#### Spay/Neuter Surgeries – YTD Totals

	Dog	Cat	
Spay	30	71	<b>101</b>
Neuter	55	66	<b>121</b>
<b>Total</b>	<b>85</b>	<b>137</b>	<b>222</b>



### Veterinary – Other Procedures - 2026 by Month

Procedure	Jan	Feb	Mar	
Repair Umbilical Hernia	1	0	1	<b>2</b>
Enucleation	0	1	0	<b>1</b>
Growth Removal	1	1	2	<b>4</b>
Treat/Close Wound	1	1	1	<b>3</b>
FHO	0	1	0	<b>1</b>
Leg Amputation	0	2	0	<b>2</b>
Radiographs	0	1	1	<b>2</b>
Grooming/Shave Down	1	0	2	<b>3</b>
Repair Cherry Eye	0	0	1	<b>2</b>
GI Exploratory	0	0	1	<b>1</b>
	<b>4</b>	<b>7</b>	<b>9</b>	<b>20</b>

