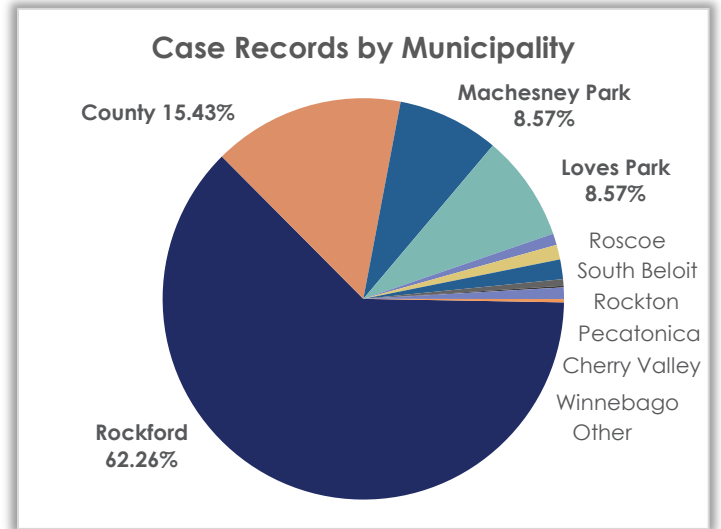


## Monthly Operations Report – May 2025

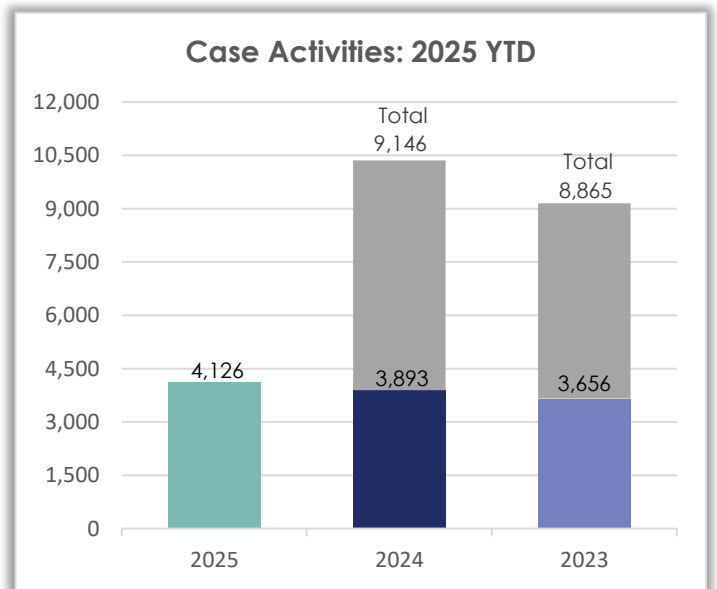
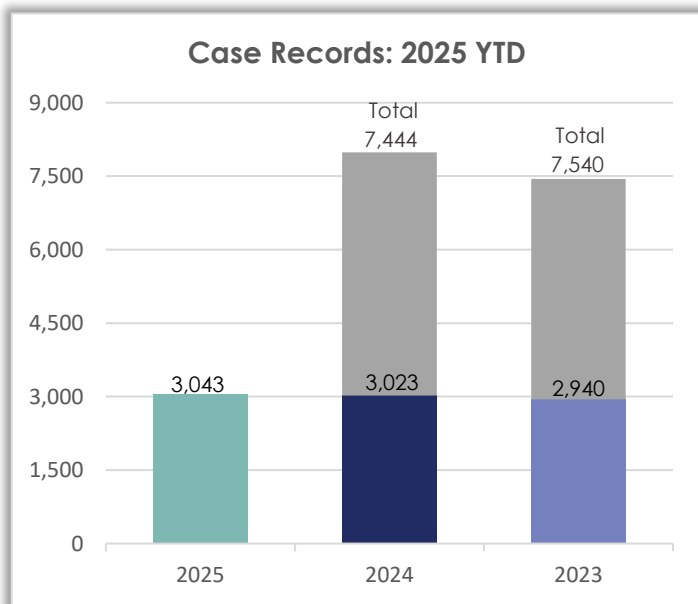
### Field Services Case Records – May 2025

#### Case Records by Municipality – Month/Year Comparison

Municipality	May 2025	May 2024	May 2023
Rockford	472	479	490
County	117	134	107
Machesney Park	62	38	32
Loves Park	65	47	56
Rockton	7	10	16
Roscoe	9	13	21
South Beloit	12	18	18
Durand	0	1	0
Pecatonica	4	1	1
Winnebago	1	6	4
New Milford	0	5	0
Cherry Valley	7	7	5
Boone County	0	0	0
Other	2	0	0
<b>Total</b>	<b>758</b>	<b>759</b>	<b>780</b>



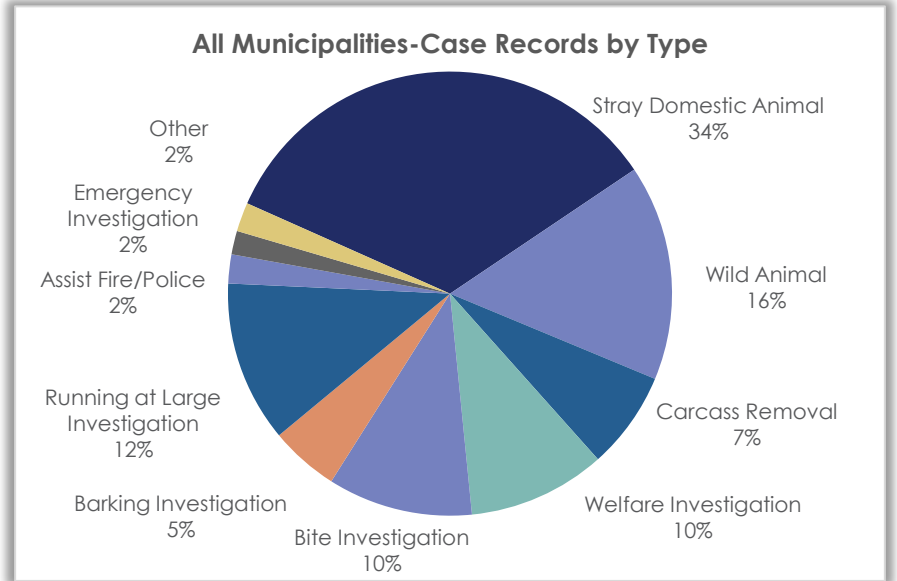
#### All Municipalities – Case Records & Activities: Year Comparison



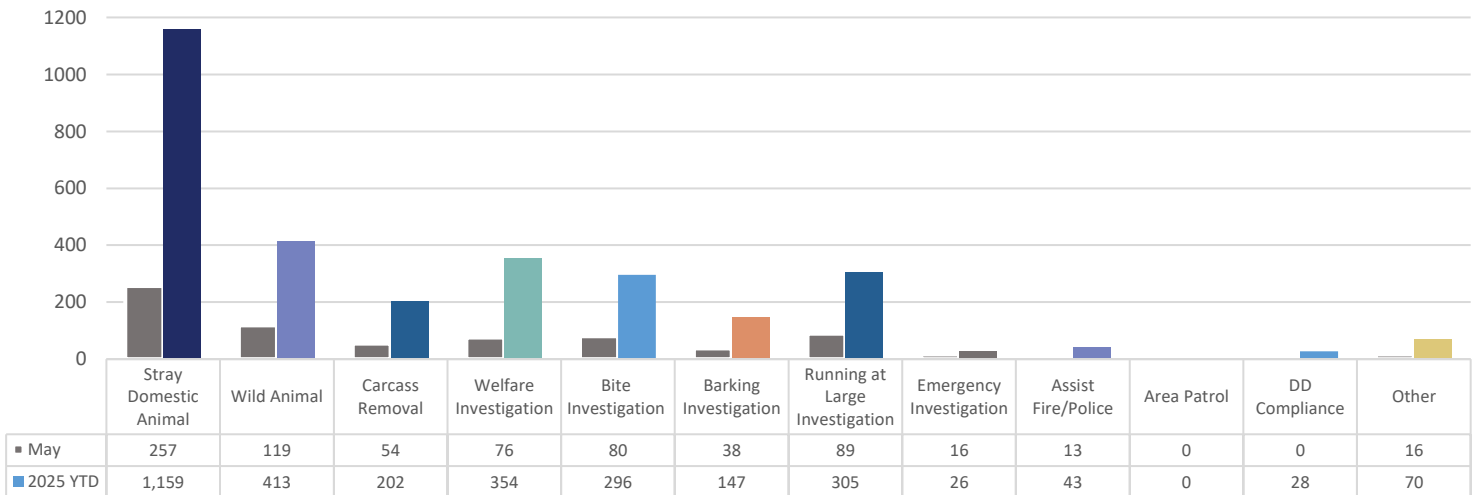
## Monthly Operations Report – May 2025

### Case Records for All Municipalities by Case Record Type

Case Record Types	May 2025
Stray Domestic Animal	257
Wild Animal	119
Carcass Removal	54
Welfare Investigation	76
Bite Investigation	80
Barking Investigation	38
Running at Large Investigation	89
Emergency Investigation	16
Assist Fire/Police Dept.	13
Area Patrol	0
Dangerous Dog Compliance	0
Other	16
	<b>758</b>



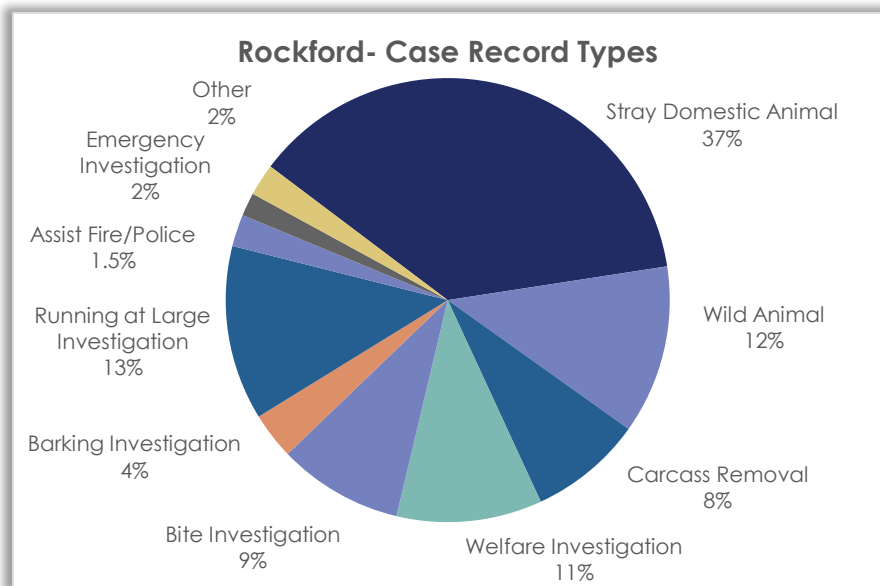
### Case Records by Type: Month/Year Comparison



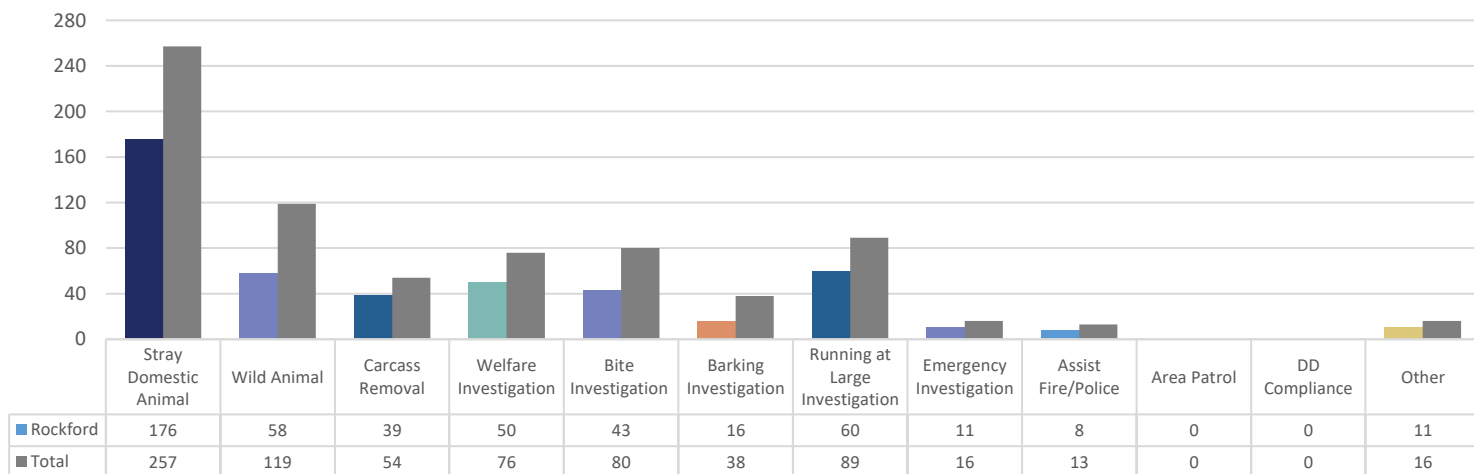
## Monthly Operations Report – May 2025

### Case Records for Rockford by Case Record Type

Case Record Types	May 2025
Stray Domestic Animal	176
Wild Animal	58
Carcass Removal	39
Welfare Investigation	50
Bite Investigation	43
Barking Investigation	16
Running at Large Investigation	60
Emergency Investigation	11
Assist Fire/Police Dept.	8
Area Patrol	0
Dangerous Dog Compliance	0
Other	11
	<b>472</b>



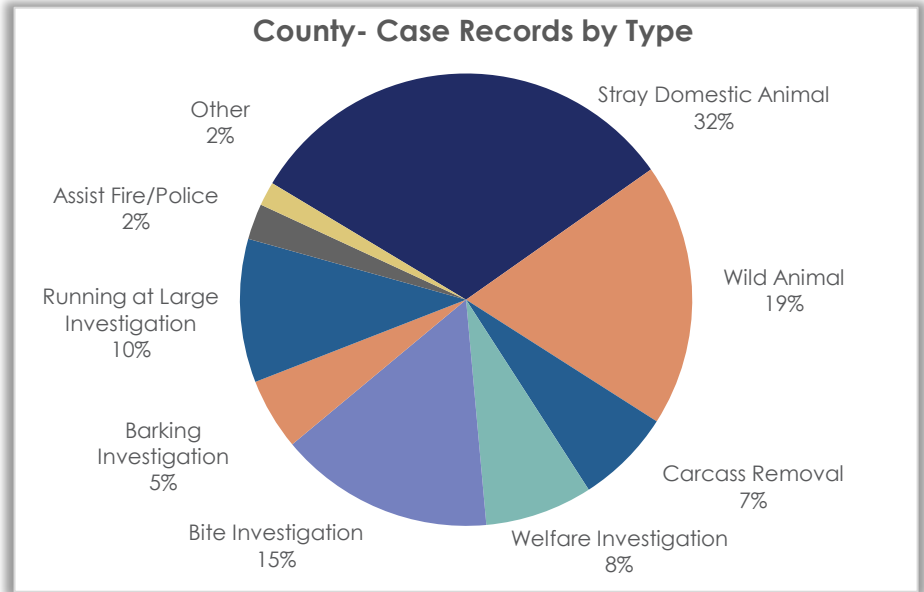
### Case Records by Type: Rockford vs. Total Comparison



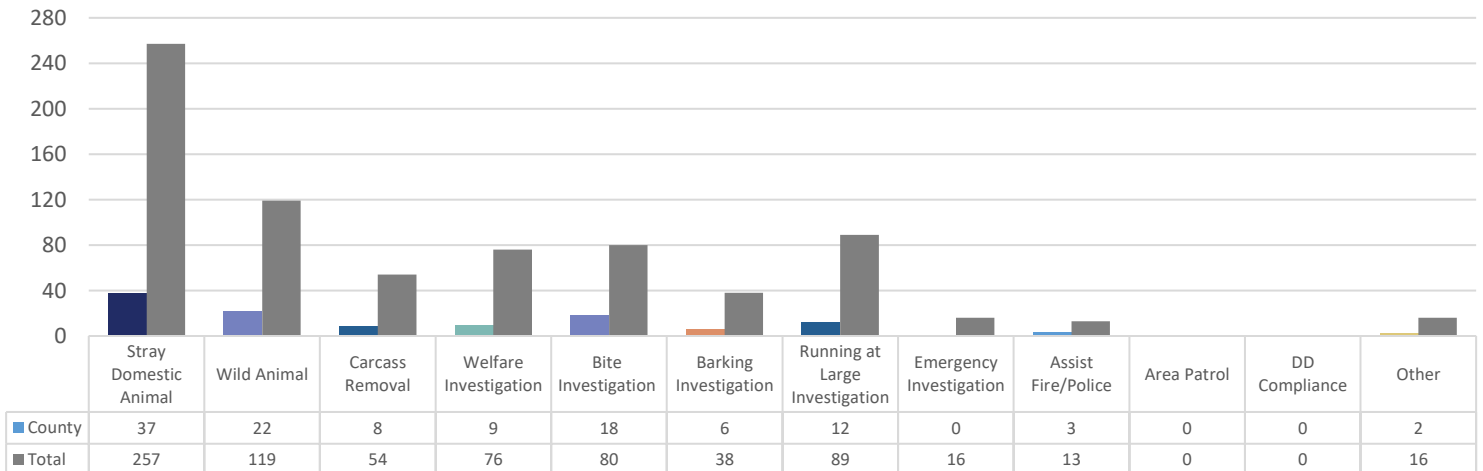
## Monthly Operations Report – May 2025

### Case Records for the County by Case Record Type

Case Record Types	May 2025
Stray Domestic Animal	37
Wild Animal	22
Carcass Removal	8
Welfare Investigation	9
Bite Investigation	18
Barking Investigation	6
Running at Large Investigation	12
Emergency Investigation	0
Assist Fire/Police Dept.	3
Area Patrol	0
Dangerous Dog Compliance	0
Other	2
	<b>117</b>



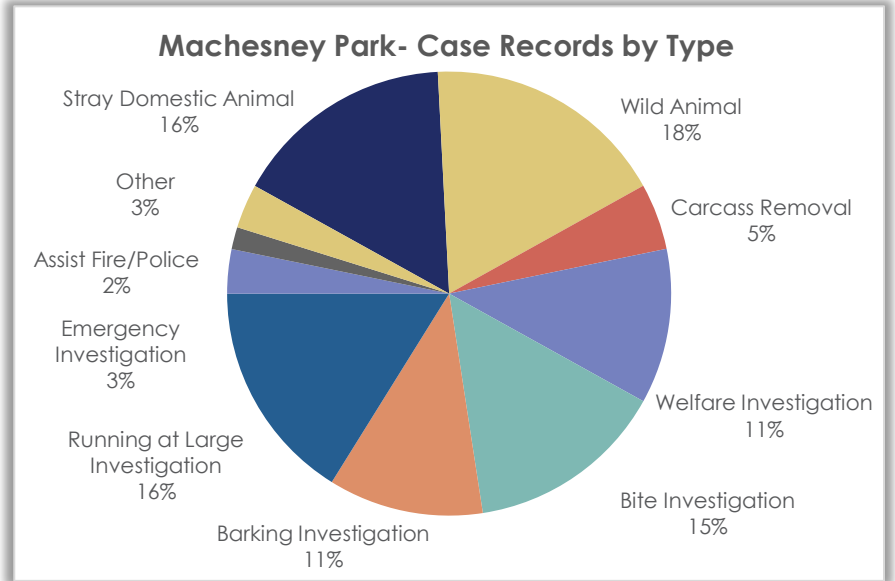
### Case Records by Type: Comparison- County vs. Total



## Monthly Operations Report – May 2025

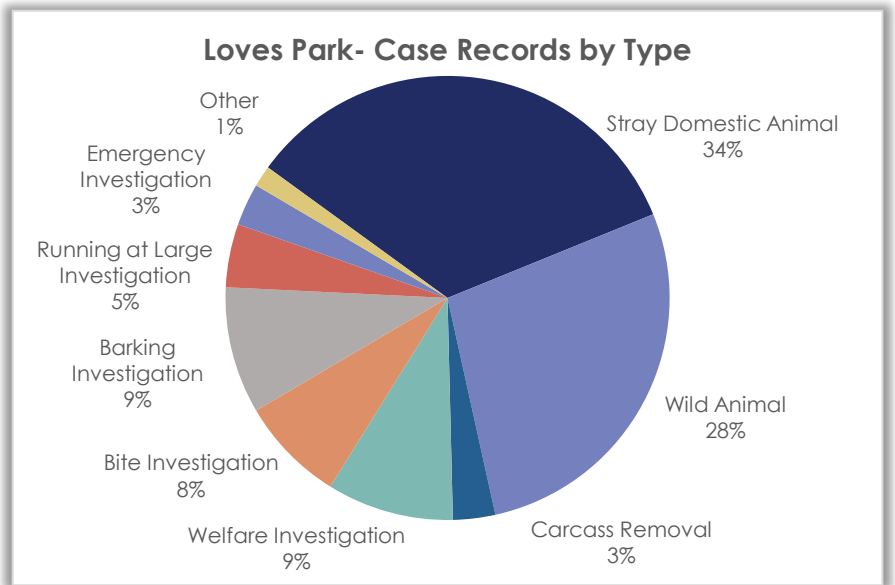
### Case Records for Machesney Park by Case Record Type

Case Record Types	May 2025
Stray Domestic Animal	10
Wild Animal	11
Carcass Removal	3
Welfare Investigation	7
Bite Investigation	9
Barking Investigation	7
Running at Large Investigation	10
Emergency Investigation	2
Assist Fire/Police Dept.	1
Area Patrol	0
DD Compliance	0
Other	2
	<b>62</b>



### Case Records for Loves Park by Case Record Type

Case Record Types	May 2025
Stray Domestic Animal	22
Wild Animal	18
Carcass Removal	2
Welfare Investigation	6
Bite Investigation	5
Barking Investigation	6
Running at Large Investigation	3
Emergency Investigation	2
Assist Fire/Police Dept.	0
Area Patrol	0
DD Compliance	0
Other	1
	<b>65</b>

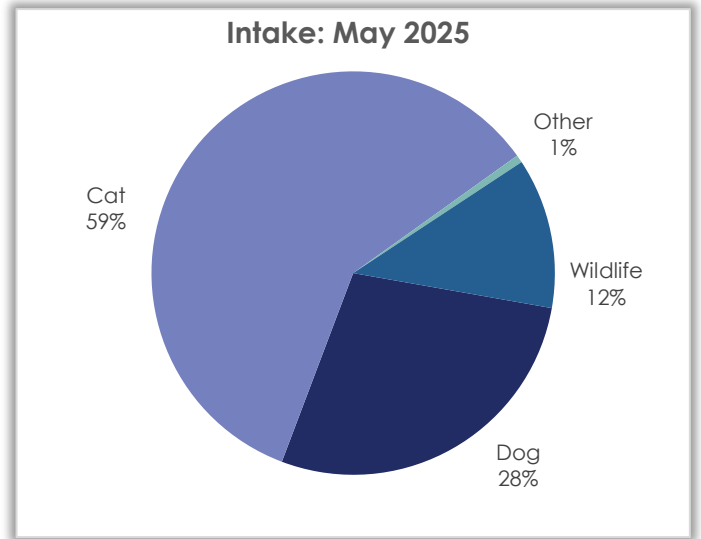


## Monthly Operations Report – May 2025

### Intake Statistics – May 2025

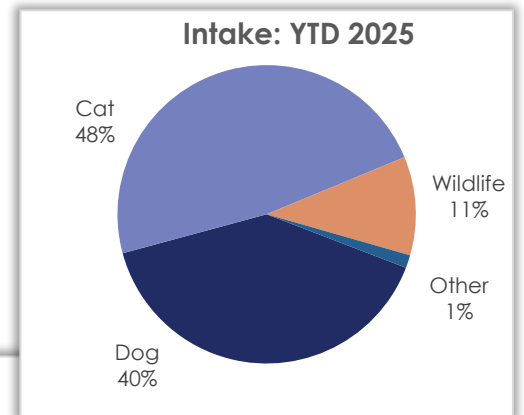
#### Intake by Species – Month/Year Comparison

Species	May 2025	May 2024	May 2023
Dog	181	199	171
Cat	384	293	270
Chicken	0	5	14
Domestic Rabbit	3	2	6
Guinea Pig	0	6	2
Domestic Bird	0	2	2
Rat	0	63	0
Pig	0	0	1
Fish	1	1	0
Ferret	0	0	1
Wildlife	78	78	37
<b>Total</b>	<b>647</b>	<b>649</b>	<b>504</b>

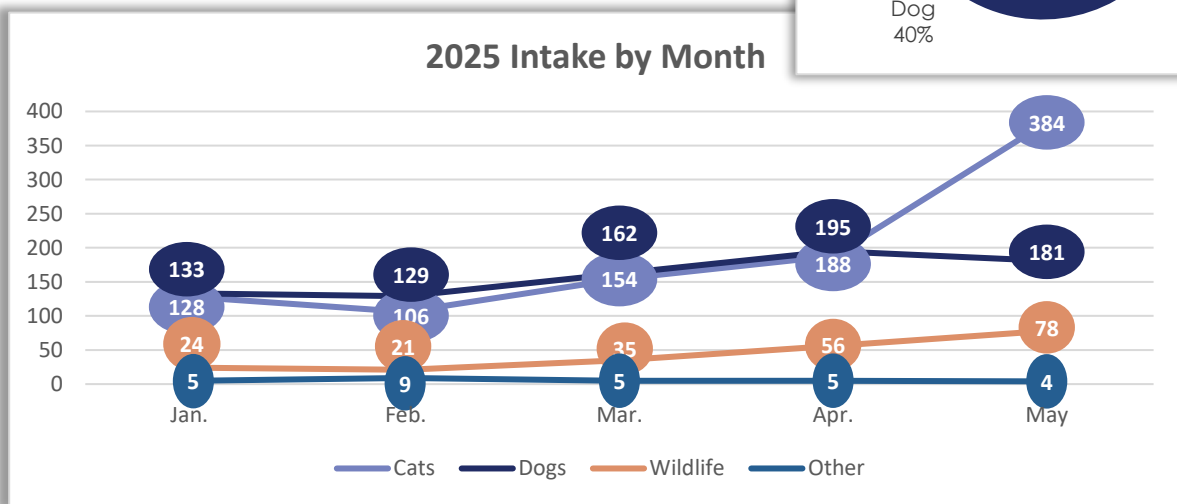


#### Intake by Species – YTD/Year Comparison

Species	YTD 2025	YTD 2024	YTD 2023
Dog	800	846	767
Cat	960	847	806
Wildlife	214	162	148
Other	28	122	75
<b>Total</b>	<b>2,002</b>	<b>1,977</b>	<b>1,796</b>



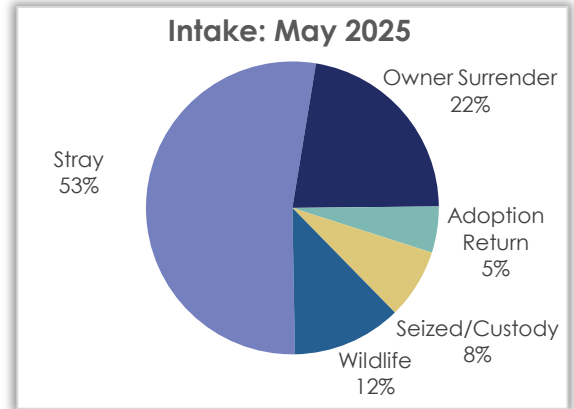
#### 2025 Intake by Month



## Monthly Operations Report – May 2025

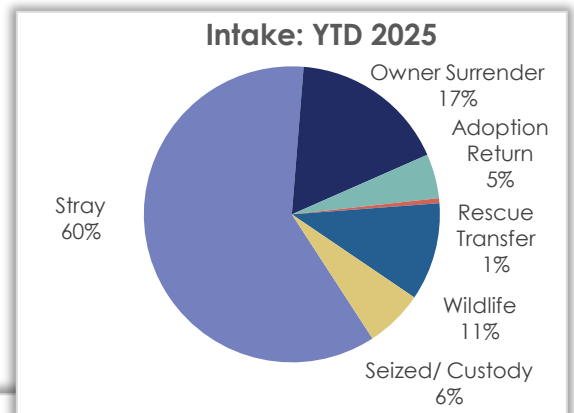
### Intake by Type – Month/Year Comparison

Intake Type	May 2025	May 2024	May 2023
Stray	342	441	320
Owner Surrender	144	75	72
Adoption Return	33	15	12
Rescue Transfer	0	3	3
Seized/Custody	50	37	60
Wildlife	78	78	37
<b>Total</b>	<b>647</b>	<b>649</b>	<b>504</b>

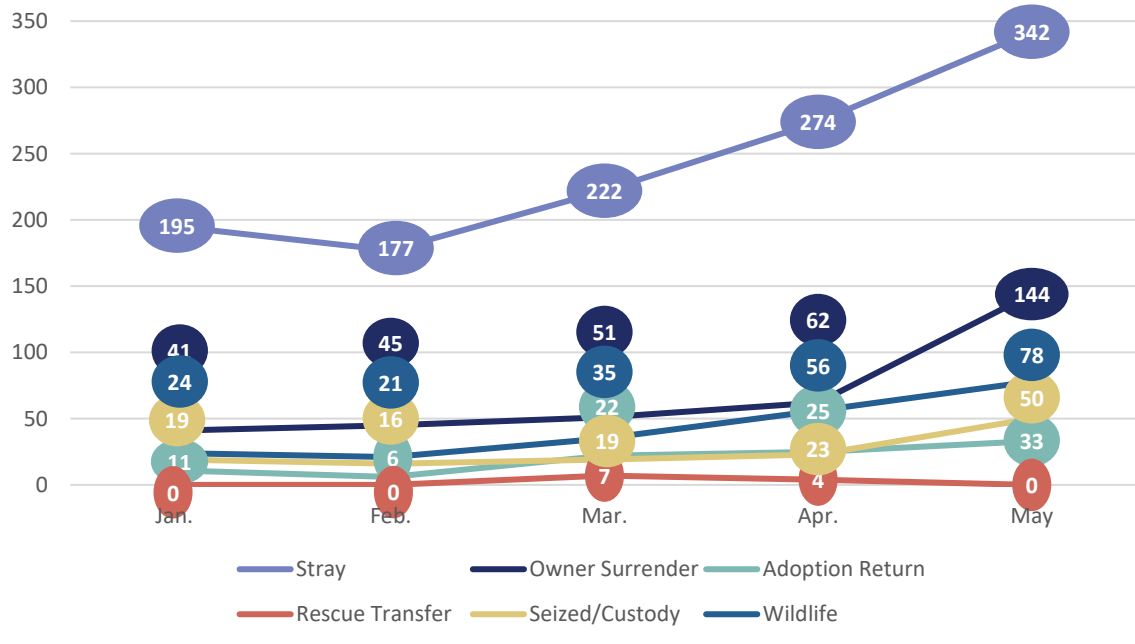


### Intake by Type – YTD/Year Comparison

Intake Type	YTD 2025	YTD 2024	YTD 2023
Stray	1,210	1,287	1,105
Owner Surrender	343	294	286
Adoption Return	97	64	80
Rescue Transfer	11	14	8
Seized/Custody	127	154	169
Wildlife	214	162	148
<b>Total</b>	<b>2,002</b>	<b>1,975</b>	<b>1,796</b>



### 2025 Intake Type by Month



## Monthly Operations Report – May 2025

### Stray Intake

#### Stray Intake by Species – Month/Year Comparison

Species	May 2025	May 2024	May 2023
Dog	114	126	111
Cat	227	247	203
Other/Wildlife	1	68	6
<b>Total</b>	<b>342</b>	<b>441</b>	<b>320</b>

### Owner Surrender

#### Owner Surrender by Species – Month/Year Comparison

Species	May 2025	May 2024	May 2023
Dog	32	32	29
Cat	111	34	38
Other	1	9	5
<b>Total</b>	<b>144</b>	<b>75</b>	<b>72</b>

### Adoption Return

#### Adoption Returns by Species – Month/Year Comparison

Species	May 2025	May 2024	May 2023
Dog	15	11	5
Cat	17	4	7
Other	1	0	0
<b>Total</b>	<b>33</b>	<b>15</b>	<b>12</b>

### Seized/Custody

#### Seized/Custody by Species – Month/Year Comparison

Species	May 2025	May 2024	May 2023
Dog	20	30	26
Cat	29	5	19
Other	1	2	15
<b>Total</b>	<b>50</b>	<b>37</b>	<b>60</b>



## Monthly Operations Report – May 2025

### Outcome Statistics – May 2025

#### Return to Owner

##### Return to Owner by Species – Month/Year Comparison

Species	May 2025	May 2024	May 2023
Dog	64	70	71
Cat	10	3	7
Other	0	1	0
<b>Total</b>	<b>74</b>	<b>74</b>	<b>78</b>

##### Return to Owner by Species – YTD/Year Comparison

Species	YTD 2025	YTD 2024	YTD 2023
Dog	252	272	284
Cat	26	29	29
Other	0	4	15
<b>Total</b>	<b>278</b>	<b>305</b>	<b>328</b>

#### TNR and RTF

##### Trap-Neuter-Return and Return-to-Field Outcomes by Month

	Jan.	Feb.	Mar.	Apr.	May	
<b>TNR</b>	0	0	0	0	0	<b>0</b>
<b>RTF</b>	0	0	0	0	0	<b>0</b>
	<b>0</b>	<b>0</b>	<b>0</b>	<b>0</b>	<b>0</b>	

#### Wildlife

##### Wildlife Rehabilitation Month/Year and Year Comparisons

###### May 2025

May 2025	May 2024	May 2023
7	38	11

###### YTD 2025

YTD 2025	YTD 2024	YTD 2023
25	57	20

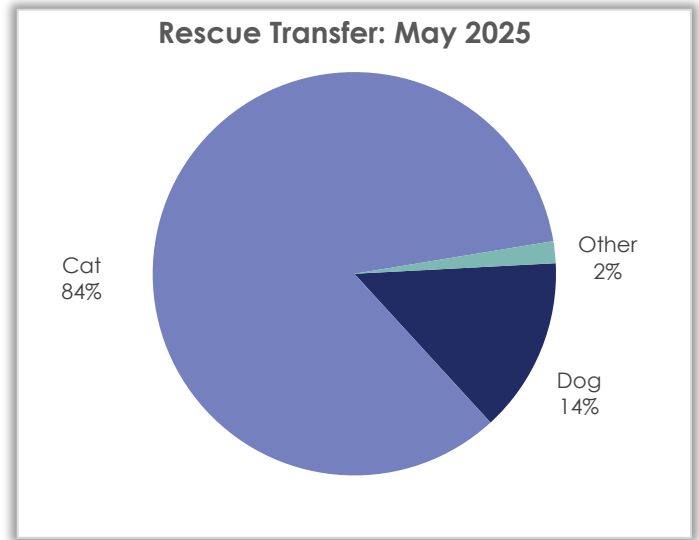


## Monthly Operations Report – May 2025

### Rescue Transfer

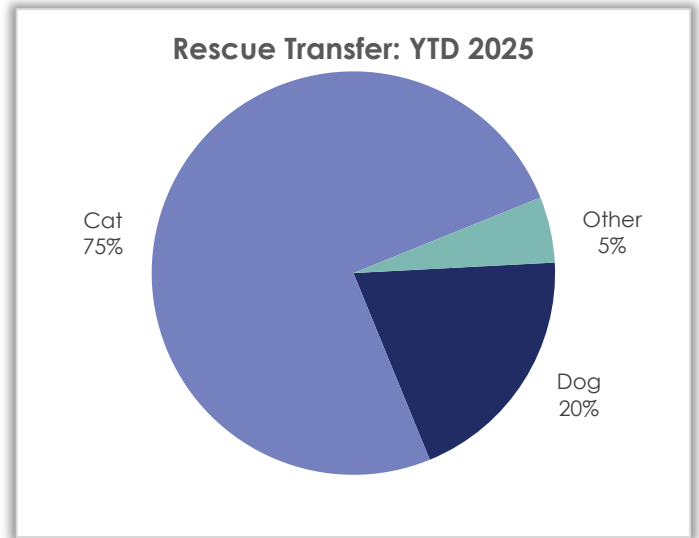
#### Rescue Transfer by Species – Month/Year Comparison

Species	May 2025	May 2024	May 2023
Dog	16	10	11
Cat	96	68	34
Guinea Pig	0	4	0
Domestic Bird	0	1	0
Rat/Mouse	0	63	0
Domestic Rabbit	2	2	1
Livestock	0	0	1
<b>Total</b>	<b>114</b>	<b>148</b>	<b>47</b>



#### Rescue Transfer by Species – YTD/Year Comparison

Species	YTD 2025	YTD 2024	YTD 2023
Dog	67	86	84
Cat	256	173	207
Other	18	82	10
<b>Total</b>	<b>341</b>	<b>341</b>	<b>301</b>

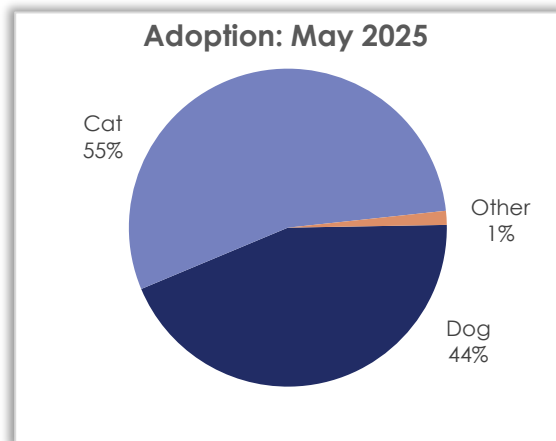


## Monthly Operations Report – May 2025

### Adoption

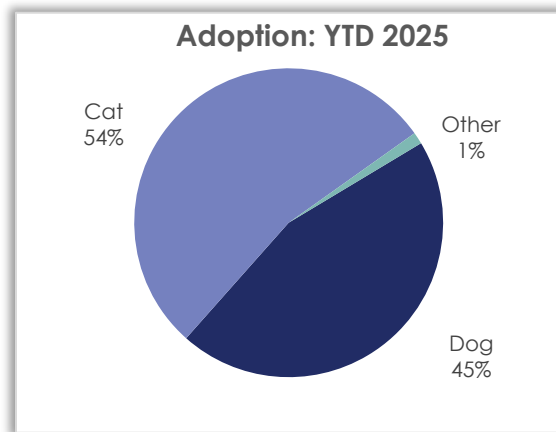
#### Adoption by Species – Month/Year Comparison

Species	May 2025	May 2024	May 2023
Dog	62	80	39
Cat	77	100	98
Domestic Rabbit	1	0	6
Domestic Bird	0	1	1
Chicken	0	5	12
Guinea Pig	0	1	0
Fish	1	0	0
Pig	0	0	1
Ferret	0	0	1
<b>Total</b>	<b>141</b>	<b>187</b>	<b>158</b>

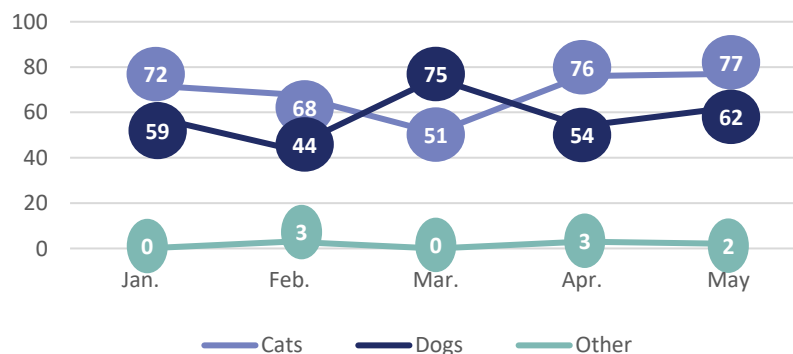


#### Adoption by Species – YTD/Year Comparison

Species	YTD 2025	YTD 2024	YTD 2023
Dog	294	313	254
Cat	349	374	327
Other	8	25	40
<b>Total</b>	<b>651</b>	<b>712</b>	<b>621</b>



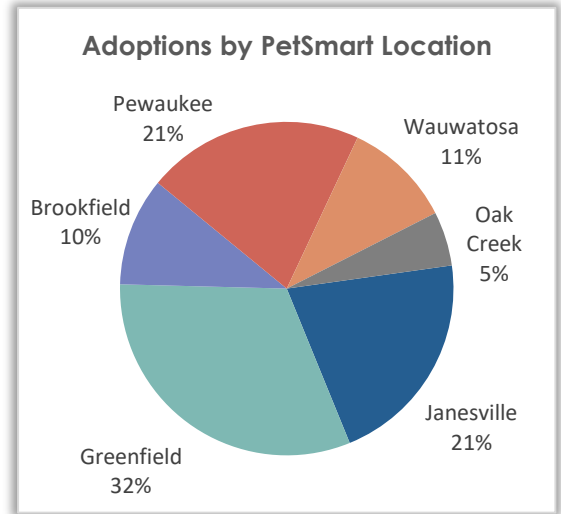
#### Adoption: 2025 Monthly Adoptions by Species



## Monthly Operations Report – May 2025

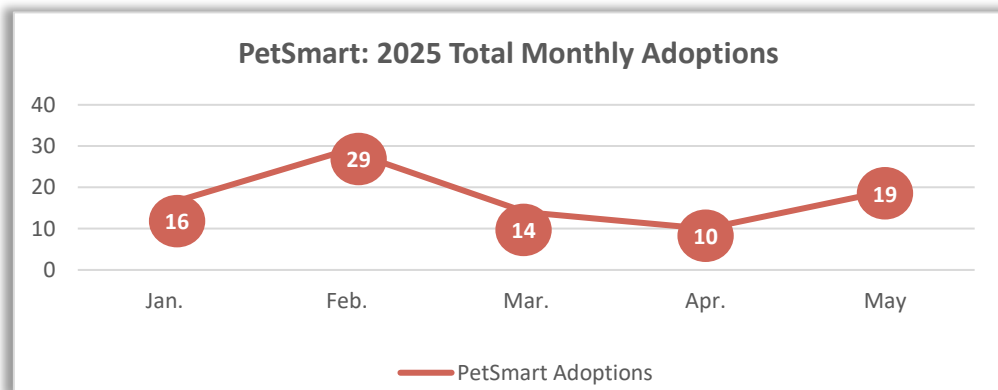
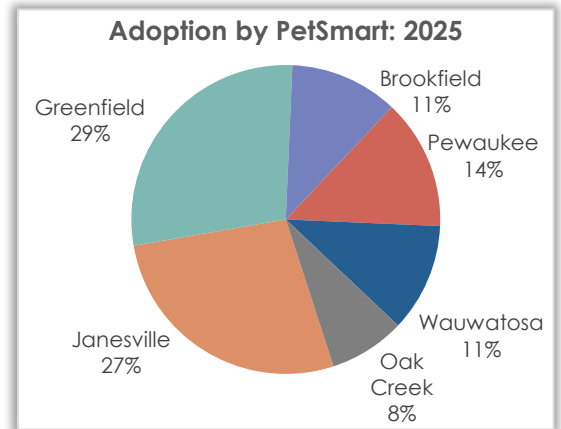
### Off-site Adoptions by PetSmart Location – Month/Year Comparison

PetSmart Location	May 2025	May 2024	May 2023
Machesney Park	-	-	0
Rockford	-	-	0
Janesville	4	7	11
Greenfield	6	4	8
Brookfield	2	5	7
Pewaukee	4	8	6
Wauwatosa	2	5	10
Oak Creek	1	5	-
<b>Total</b>	<b>19</b>	<b>34</b>	<b>42</b>



### Off-site Adoptions by PetSmart Location – YTD/Year Comparison

PetSmart Location	YTD 2025	YTD 2024	YTD 2023
Machesney Park	-	-	0
Rockford	-	-	2
Janesville	24	26	22
Greenfield	25	24	25
Brookfield	10	13	17
Pewaukee	12	19	16
Wauwatosa	10	16	19
Oak Creek	7	19	-
<b>Total</b>	<b>88</b>	<b>117</b>	<b>101</b>

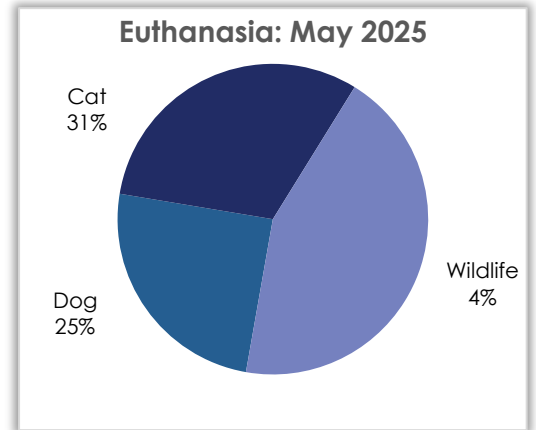


## Monthly Operations Report – May 2025

### Euthanasia

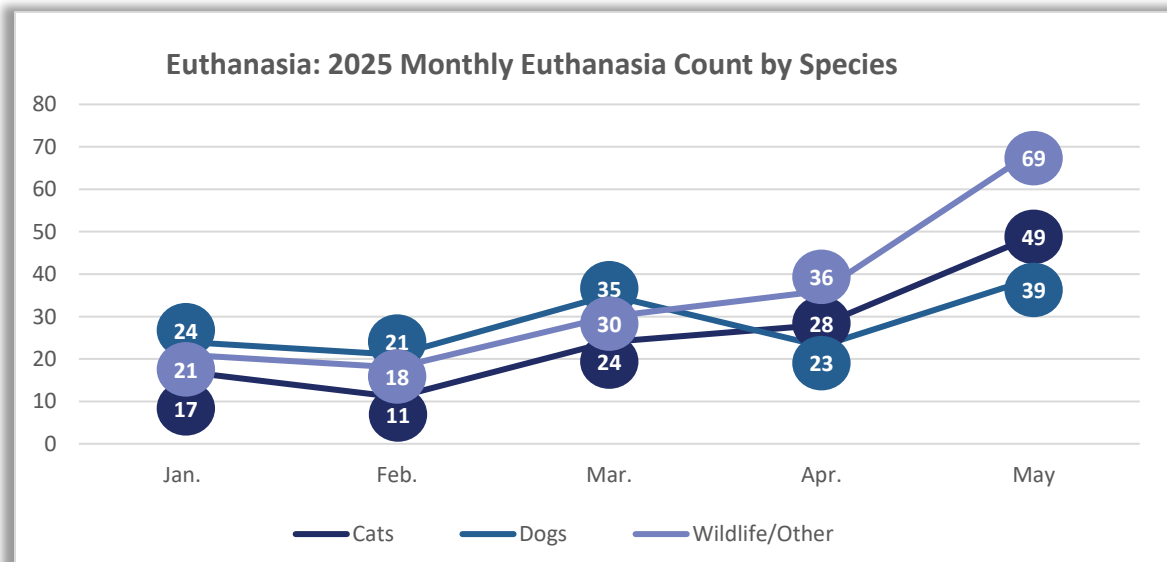
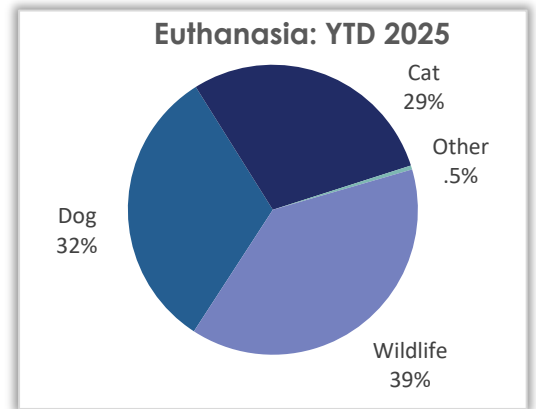
Euthanasia by Species – Month/Year Comparison

Species	May 2025	May 2024	May 2023
Dog	39	33	31
Cat	49	23	41
Other	0	0	1
Wildlife	69	37	25
<b>Total</b>	<b>157</b>	<b>93</b>	<b>98</b>



Euthanasia by Species – YTD/Year Comparison

Species	YTD 2025	YTD 2024	YTD 2023
Dog	142	132	125
Cat	129	116	93
Other	2	4	1
Wildlife	172	100	124
<b>Total</b>	<b>445</b>	<b>352</b>	<b>343</b>



## Monthly Operations Report – May 2025

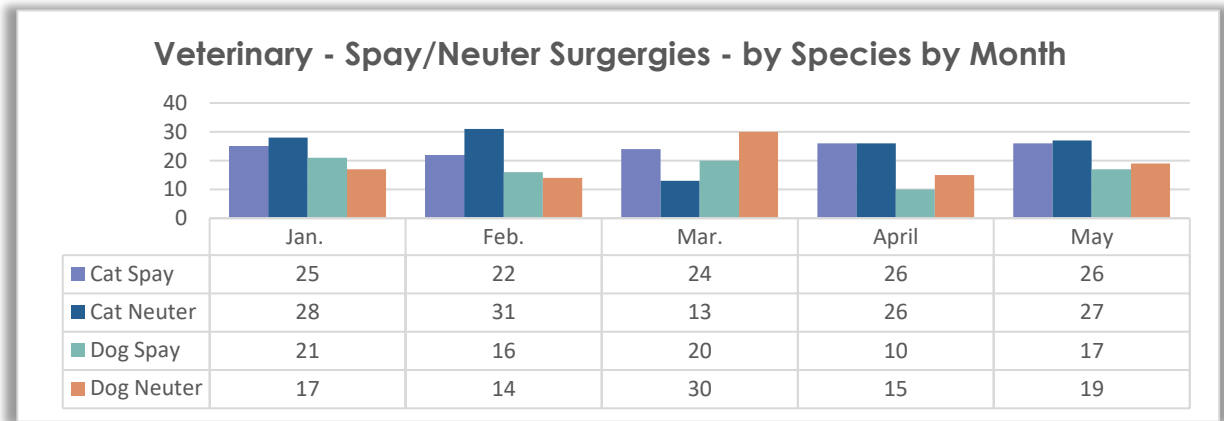
### Veterinary Operations – May 2025

#### Spay/Neuter Surgeries – May Totals

	Dog	Cat	
Spay	17	26	<b>43</b>
Neuter	19	27	<b>46</b>
<b>Total</b>	<b>36</b>	<b>53</b>	<b>89</b>

#### Spay/Neuter Surgeries – YTD Totals

	Dog	Cat	
Spay	84	123	<b>207</b>
Neuter	95	125	<b>220</b>
<b>Total</b>	<b>179</b>	<b>248</b>	<b>427</b>



#### Veterinary – Other Procedures - 2025 by Month

Procedure	Jan	Feb	Mar	Apr	May	
Entropion	2	1	0	0	0	<b>3</b>
Repair Umbilical Hernia	1	0	0	1	0	<b>2</b>
Treat/Close Wound	4	6	1	3	1	<b>15</b>
Hematoma Repair	0	1	0	0	0	<b>1</b>
Leg Amputation	1	2	0	0	1	<b>4</b>
Ear Tip	2	0	0	0	0	<b>2</b>
Tail Amputation	0	0	1	0	0	<b>1</b>
Enucleation	0	0	1	0	0	<b>1</b>
Growth Removal	0	0	0	2	1	<b>3</b>
Scrotal Ablation	0	0	0	1	1	<b>2</b>
Cherry Eye Repair	0	0	0	0	1	<b>1</b>
	<b>10</b>	<b>10</b>	<b>3</b>	<b>7</b>	<b>5</b>	<b>35</b>

