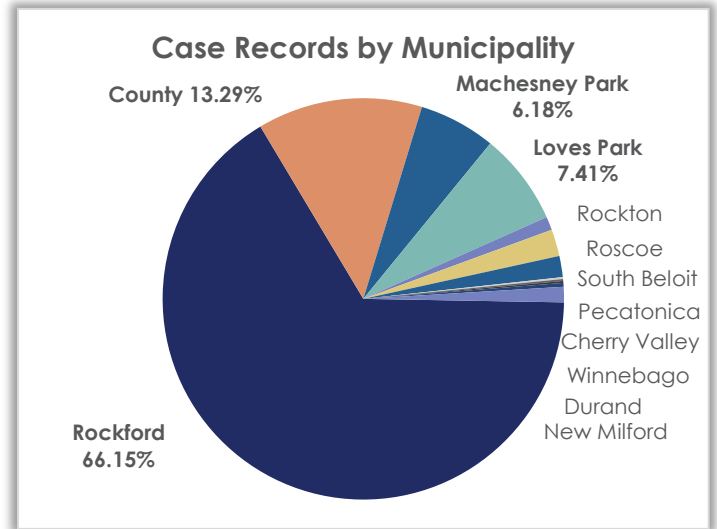


Monthly Operations Report – Oct. 2025

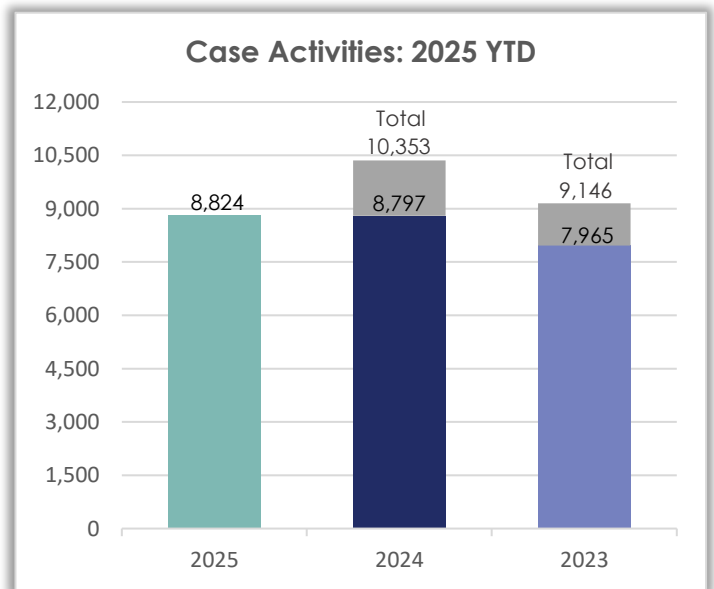
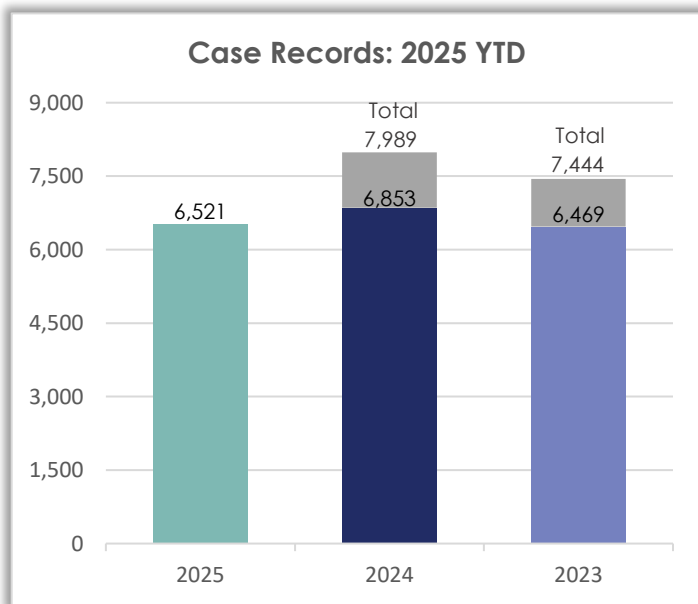
Field Services Case Records – Oct. 2025

Case Records by Municipality – Month/Year Comparison

Municipality	Oct. 2025	Oct. 2024	Oct. 2023
Rockford	428	486	409
County	86	110	102
Machesney Park	40	47	32
Loves Park	48	60	34
Rockton	7	7	8
Roscoe	14	8	10
South Beloit	11	12	10
Durand	1	1	3
Pecatonica	1	0	2
Winnebago	1	4	2
New Milford	2	2	0
Cherry Valley	8	4	3
Boone County	0	0	0
Other	0	0	0
Total	647	741	615



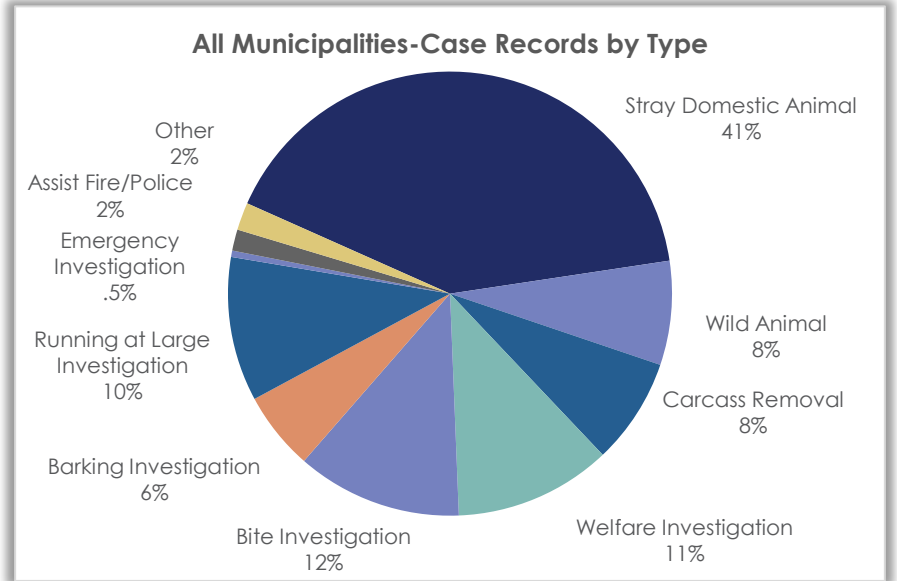
All Municipalities – Case Records & Activities: Year Comparison



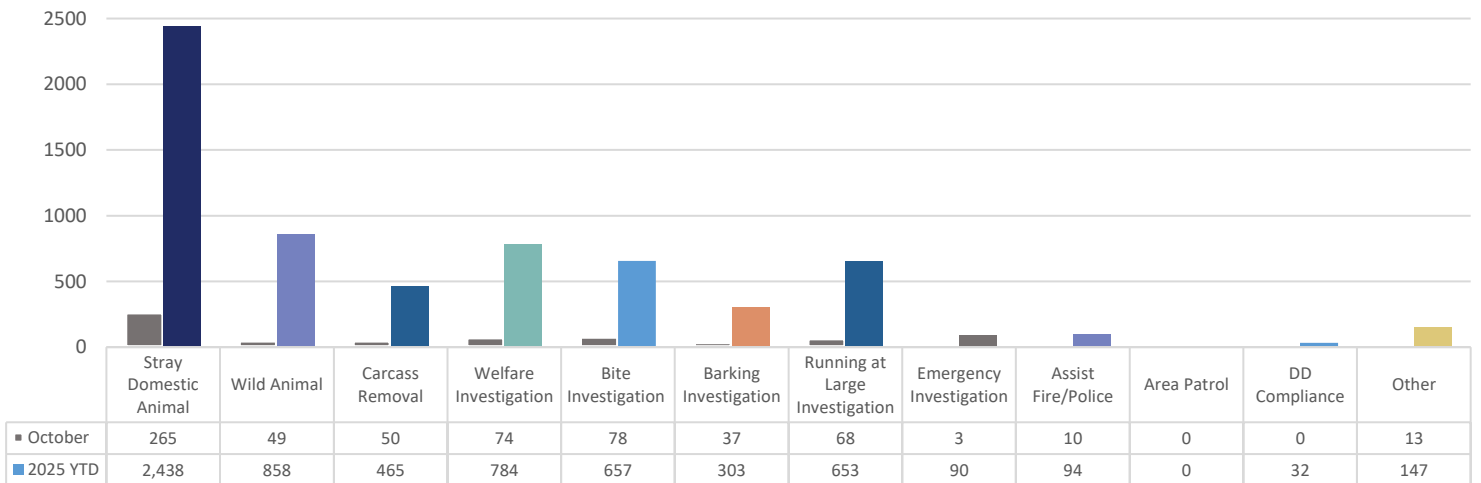
Monthly Operations Report – Oct. 2025

Case Records for All Municipalities by Case Record Type

Case Record Types	Oct. 2025
Stray Domestic Animal	265
Wild Animal	49
Carcass Removal	50
Welfare Investigation	74
Bite Investigation	78
Barking Investigation	37
Running at Large Investigation	68
Emergency Investigation	3
Assist Fire/Police Dept.	10
Area Patrol	0
Dangerous Dog Compliance	0
Other	13
	647



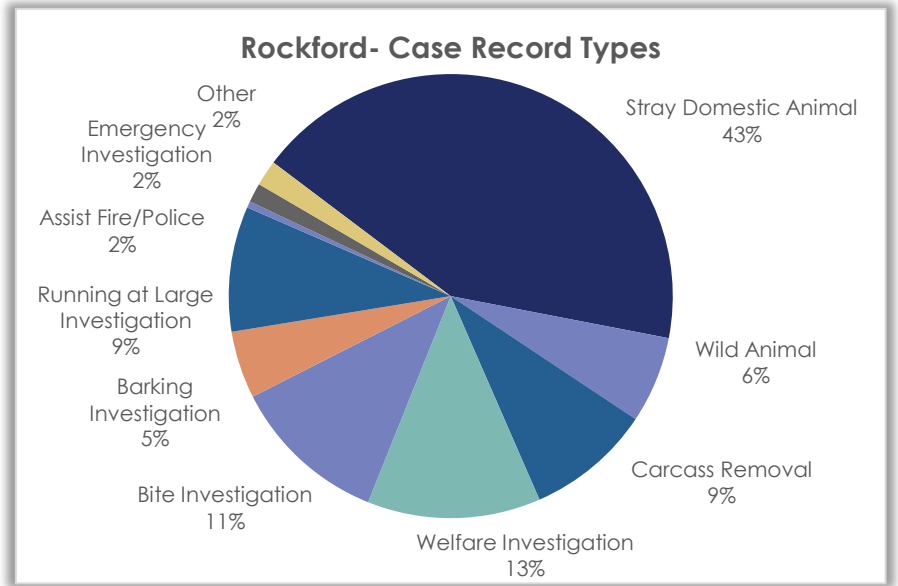
Case Records by Type: Month/Year Comparison



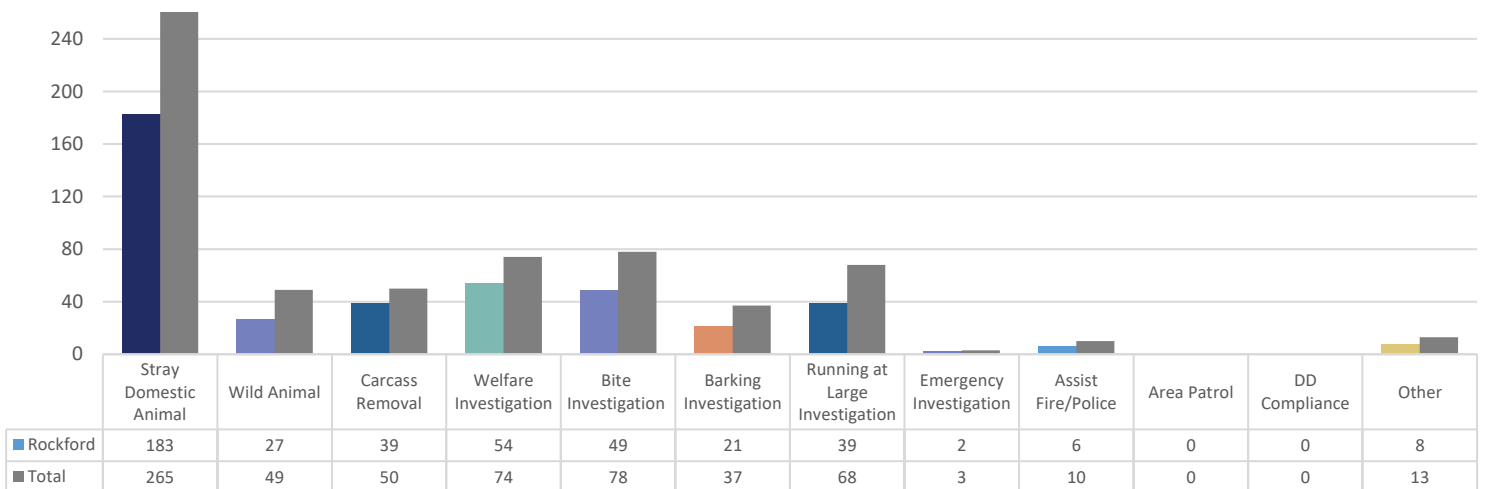
Monthly Operations Report – Oct. 2025

Case Records for Rockford by Case Record Type

Case Record Types	Oct. 2025
Stray Domestic Animal	183
Wild Animal	27
Carcass Removal	39
Welfare Investigation	54
Bite Investigation	49
Barking Investigation	21
Running at Large Investigation	39
Emergency Investigation	2
Assist Fire/Police Dept.	6
Area Patrol	0
Dangerous Dog Compliance	0
Other	8
	428



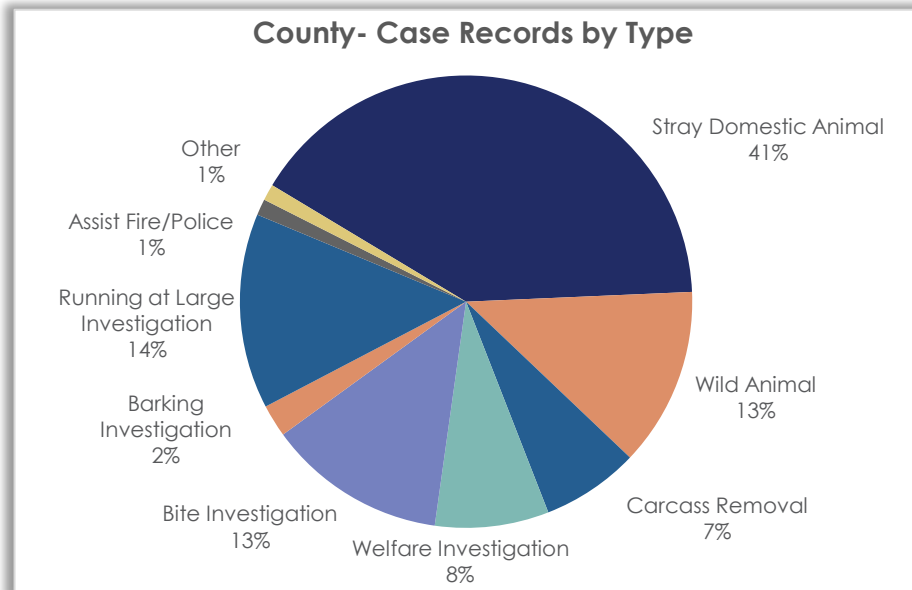
Case Records by Type: Rockford vs. Total Comparison



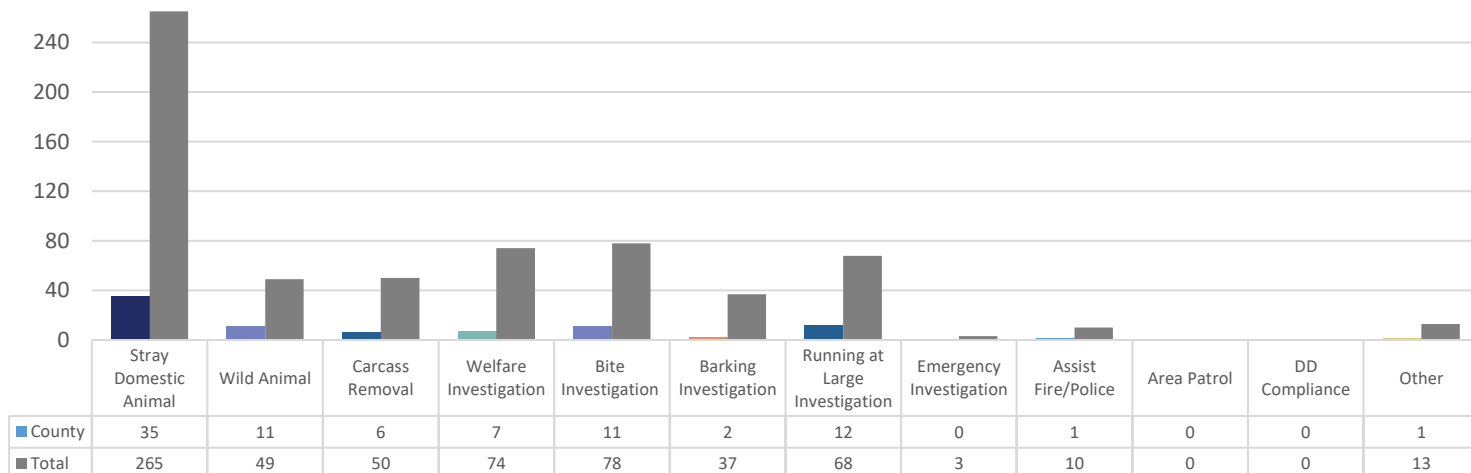
Monthly Operations Report – Oct. 2025

Case Records for the County by Case Record Type

Case Record Types	Oct. 2025
Stray Domestic Animal	35
Wild Animal	11
Carcass Removal	6
Welfare Investigation	7
Bite Investigation	11
Barking Investigation	2
Running at Large Investigation	12
Emergency Investigation	0
Assist Fire/Police Dept.	1
Area Patrol	0
Dangerous Dog Compliance	0
Other	1
	86



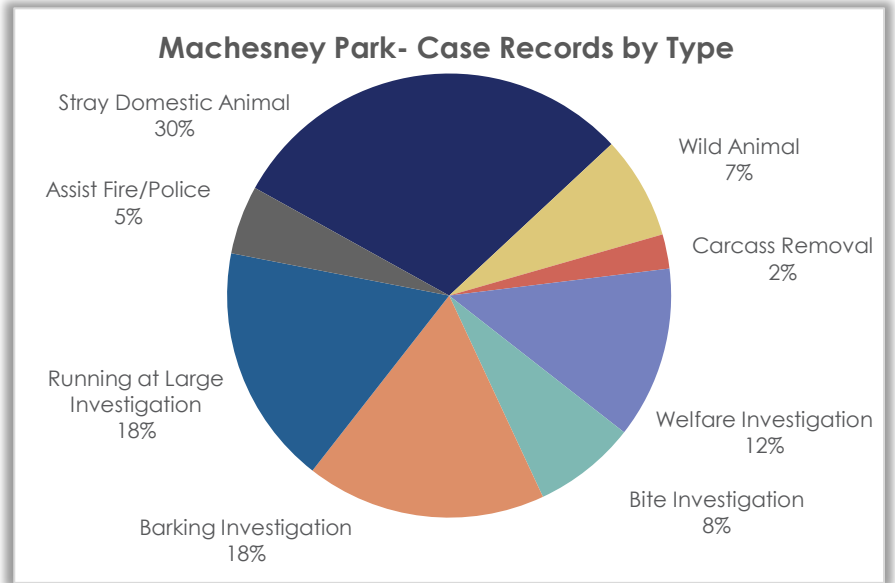
Case Records by Type: Comparison- County vs. Total



Monthly Operations Report – Oct. 2025

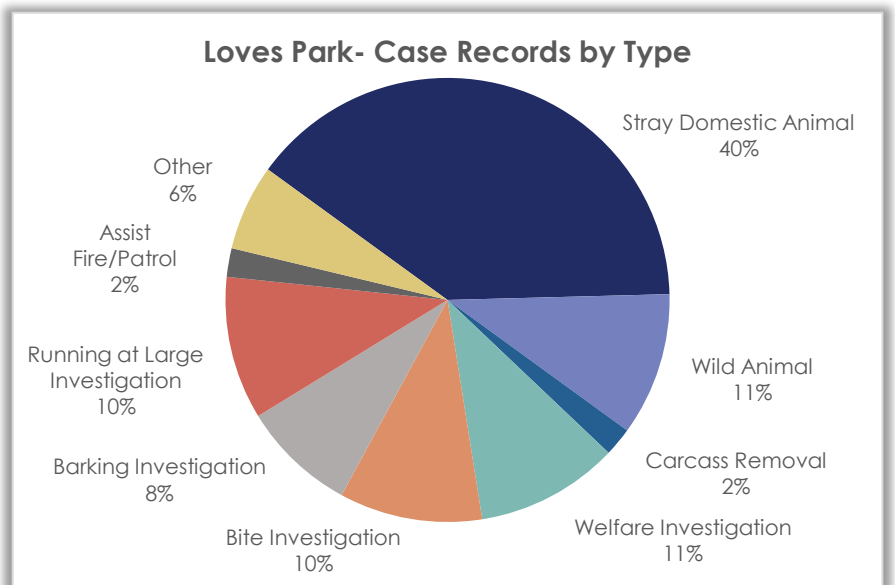
Case Records for Machesney Park by Case Record Type

Case Record Types	Oct. 2025
Stray Domestic Animal	12
Wild Animal	3
Carcass Removal	1
Welfare Investigation	5
Bite Investigation	3
Barking Investigation	7
Running at Large Investigation	7
Emergency Investigation	0
Assist Fire/Police Dept.	2
Area Patrol	0
DD Compliance	0
Other	0
	40



Case Records for Loves Park by Case Record Type

Case Record Types	Oct. 2025
Stray Domestic Animal	19
Wild Animal	5
Carcass Removal	1
Welfare Investigation	5
Bite Investigation	5
Barking Investigation	4
Running at Large Investigation	5
Emergency Investigation	0
Assist Fire/Police Dept.	1
Area Patrol	0
DD Compliance	0
Other	3
	48

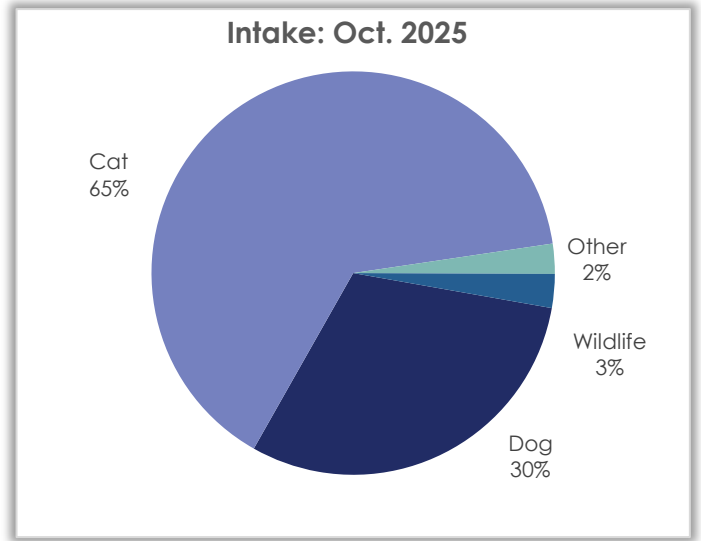


Monthly Operations Report – Oct. 2025

Intake Statistics – Oct. 2025

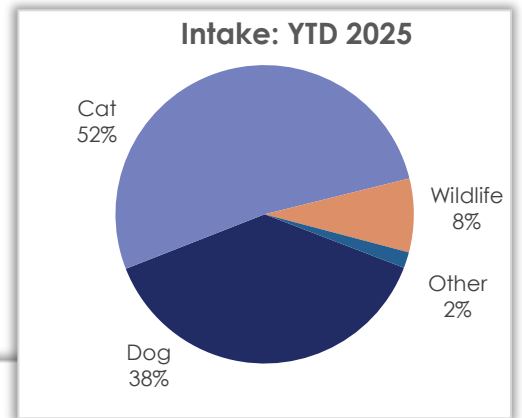
Intake by Species – Month/Year Comparison

Species	Oct. 2025	Oct. 2024	Oct. 2023
Dog	202	173	165
Cat	428	283	258
Chicken	1	0	0
Domestic Rabbit	12	2	1
Snake	2	0	0
Goat	1	1	0
Fish	0	8	0
Turtle	0	1	0
Duck/Goose	0	1	0
Wildlife	18	64	12
Total	664	534	436

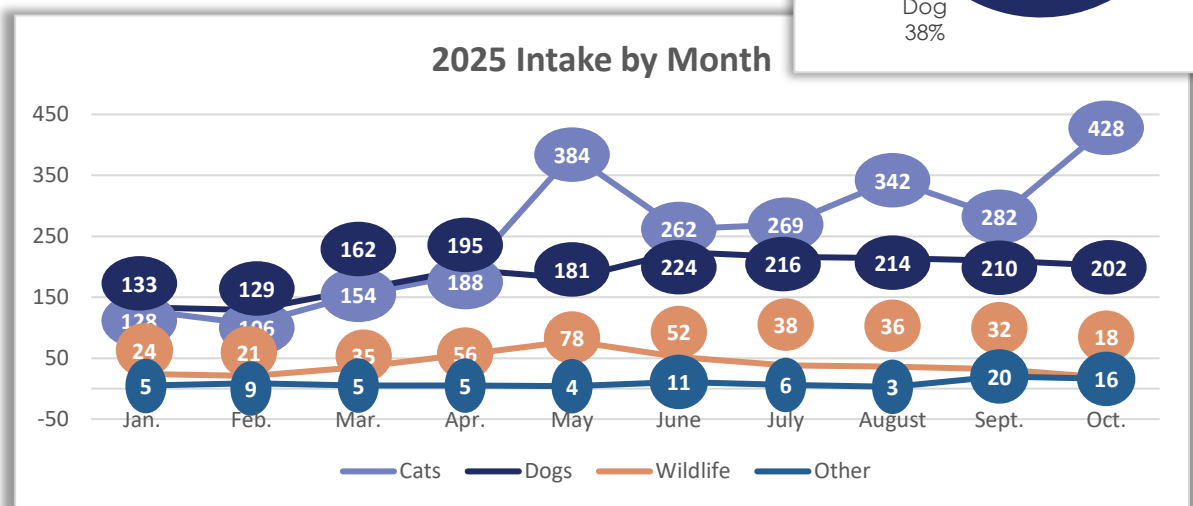


Intake by Species – YTD/Year Comparison

Species	YTD 2025	YTD 2024	YTD 2023
Dog	1,866	1,799	1,686
Cat	2,543	2,529	2,267
Wildlife	390	417	320
Other	84	203	128
Total	4,883	4,948	4,401



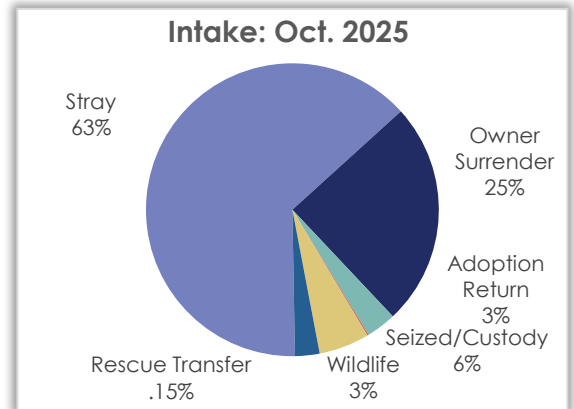
2025 Intake by Month



Monthly Operations Report – Oct. 2025

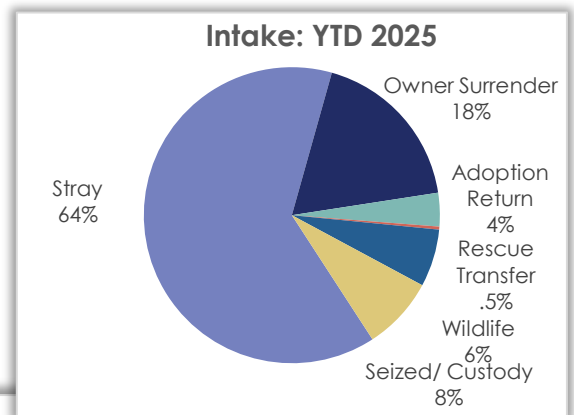
Intake by Type – Month/Year Comparison

Intake Type	Oct. 2025	Oct. 2024	Oct. 2023
Stray	422	378	335
Owner Surrender	164	40	63
Adoption Return	22	14	12
Rescue Transfer	1	0	1
Seized/Custody	37	38	13
Wildlife	18	64	12
Total	664	534	436

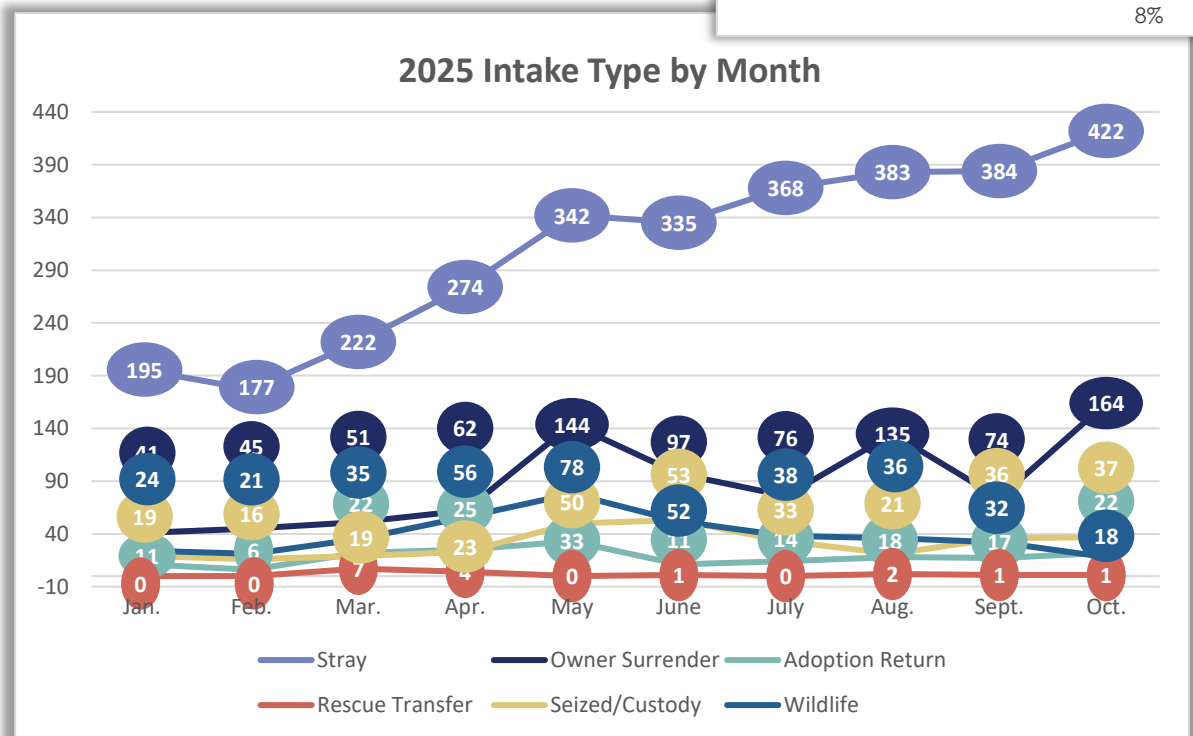


Intake by Type – YTD/Year Comparison

Intake Type	YTD 2025	YTD 2024	YTD 2023
Stray	3,102	3,213	3,032
Owner Surrender	889	740	573
Adoption Return	179	137	168
Rescue Transfer	16	17	11
Seized/Custody	307	422	297
Wildlife	390	417	320
Total	4,883	4,946	4,401



2025 Intake Type by Month



Monthly Operations Report – Oct. 2025

Stray Intake

Stray Intake by Species – Month/Year Comparison

Species	Oct. 2025	Oct. 2024	Oct. 2023
Dog	126	122	128
Cat	293	251	207
Other/Wildlife	3	4	0
Total	422	377	335

Owner Surrender

Owner Surrender by Species – Month/Year Comparison

Species	Oct. 2025	Oct. 2024	Oct. 2023
Dog	41	18	20
Cat	110	22	42
Other	13	0	1
Total	164	40	63

Adoption Return

Adoption Returns by Species – Month/Year Comparison

Species	Oct. 2025	Oct. 2024	Oct. 2023
Dog	14	10	4
Cat	8	4	8
Other	0	0	0
Total	22	14	12

Seized/Custody

Seized/Custody by Species – Month/Year Comparison

Species	Oct. 2025	Oct. 2024	Oct. 2023
Dog	21	23	12
Cat	16	6	1
Other	0	9	0
Total	37	38	13



Monthly Operations Report – Oct. 2025

Outcome Statistics – Oct. 2025

Return to Owner

Return to Owner by Species – Month/Year Comparison

Species	Oct. 2025	Oct. 2024	Oct. 2023
Dog	74	55	53
Cat	11	10	5
Other	0	1	0
Total	85	66	58

Return to Owner by Species – YTD/Year Comparison

Species	YTD 2025	YTD 2024	YTD 2023
Dog	595	567	593
Cat	67	80	58
Other	5	10	15
Total	667	657	666

TNR and RTF

Trap-Neuter-Return and Return-to-Field Outcomes by Month

	Jan.	Feb.	Mar.	Apr.	May	June	July	Aug	Sept	Oct	
TNR	0	0	0	0	0	0	0	0	0	0	0
RTF	0	0	0	0	0	0	0	1	0	3	4
	0	0	0	0	0	0	0	1	0	3	

Wildlife

Wildlife Rehabilitation Month/Year and Year Comparisons

Oct. 2025

Oct. 2025	Oct. 2024	Oct. 2023
1	0	2

YTD 2025

YTD 2025	YTD 2024	YTD 2023
39	102	74

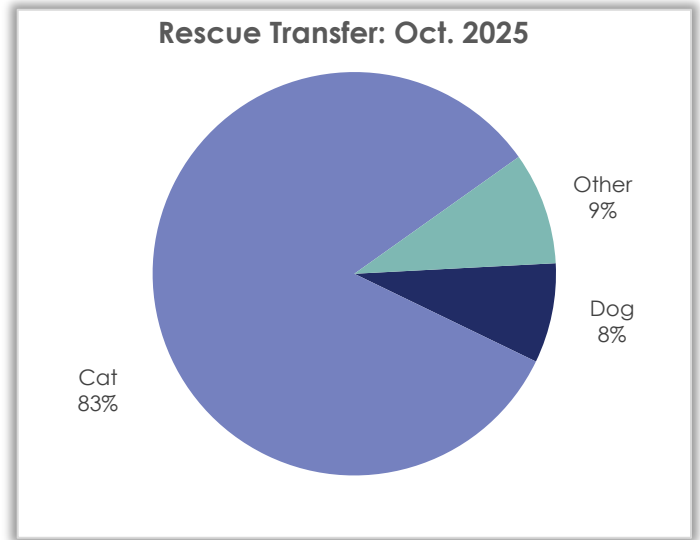


Monthly Operations Report – Oct. 2025

Rescue Transfer

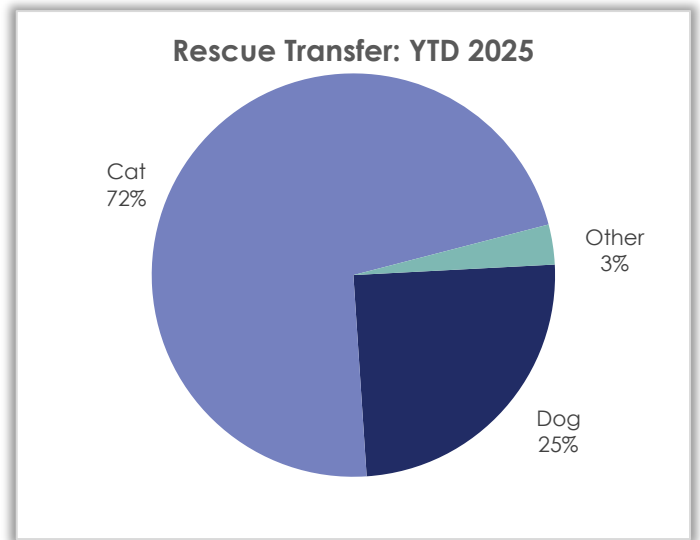
Rescue Transfer by Species – Month/Year Comparison

Species	Oct. 2025	Oct. 2024	Oct. 2023
Dog	8	10	14
Cat	83	86	68
Domestic Rabbit	7	0	1
Snake	2	0	0
Total	100	96	83



Rescue Transfer by Species – YTD/Year Comparison

Species	YTD 2025	YTD 2024	YTD 2023
Dog	209	174	172
Cat	667	561	465
Other	35	128	14
Total	911	863	651

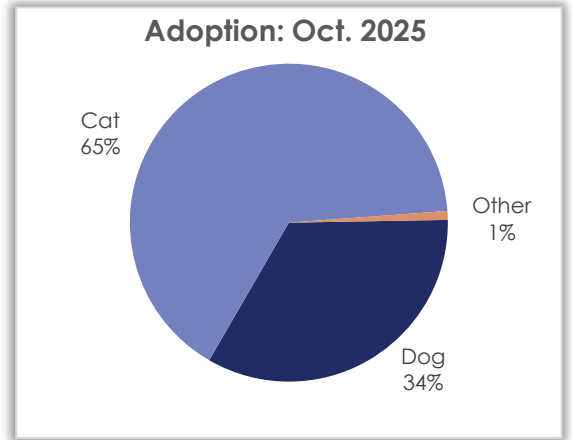


Monthly Operations Report – Oct. 2025

Adoption

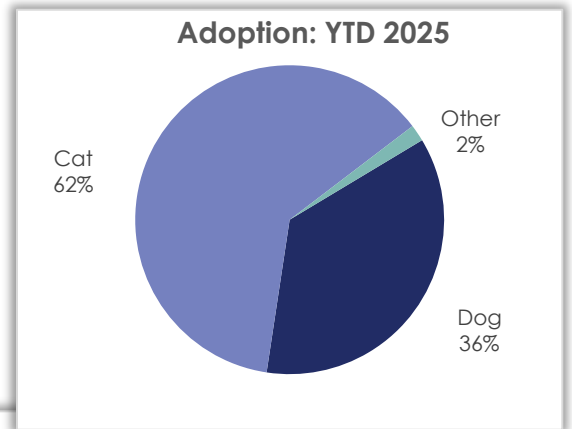
Adoption by Species – Month/Year Comparison

Species	Oct. 2025	Oct. 2024	Oct. 2023
Dog	75	67	50
Cat	146	171	161
Domestic Rabbit	1	0	0
Chicken	1	0	0
Duck/Goose	0	1	0
Guinea Pig	0	0	4
Total	223	239	215

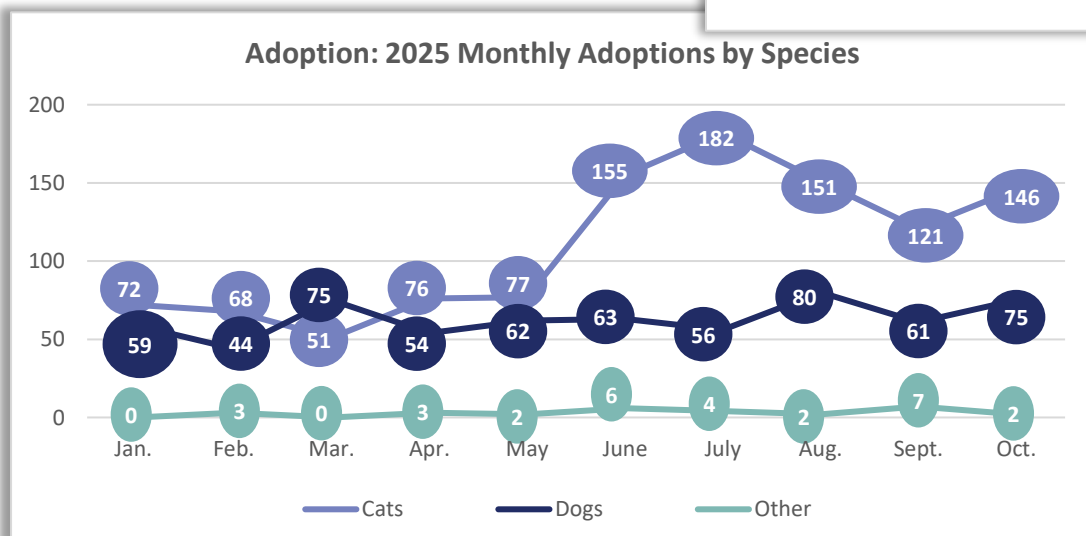


Adoption by Species – YTD/Year Comparison

Species	YTD 2025	YTD 2024	YTD 2023
Dog	629	663	564
Cat	1,104	1,178	1,182
Other	29	39	88
Total	1,762	1,880	1,834



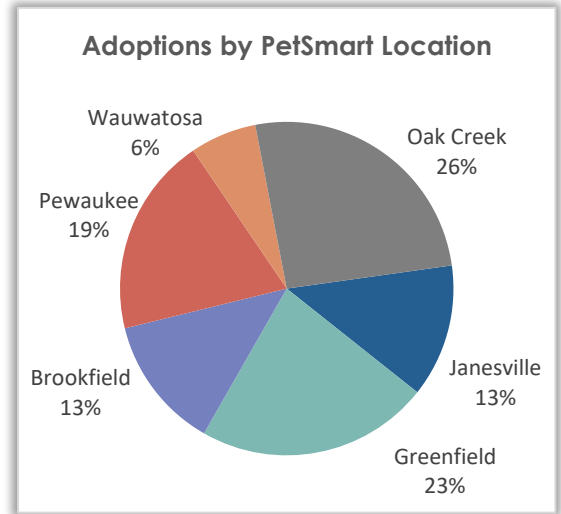
Adoption: 2025 Monthly Adoptions by Species



Monthly Operations Report – Oct. 2025

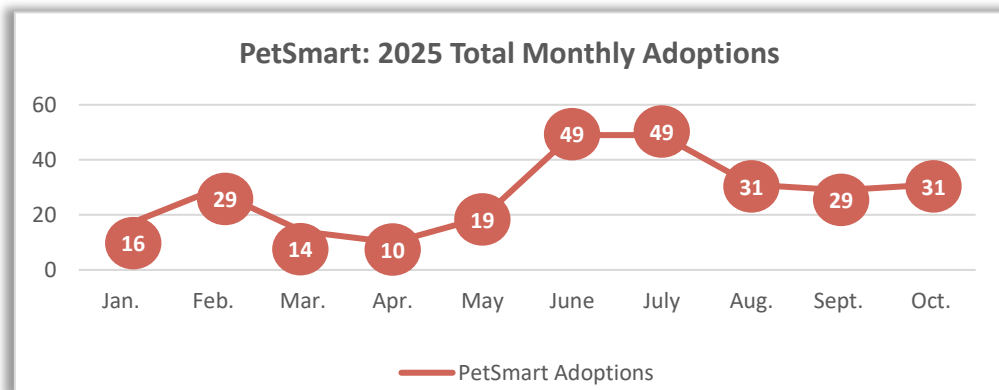
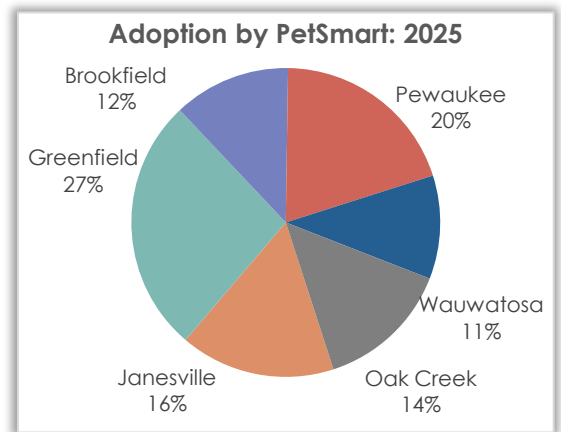
Off-site Adoptions by PetSmart Location – Month/Year Comparison

PetSmart Location	Oct. 2025	Oct. 2024	Oct. 2023
Machesney Park	-	-	0
Rockford	-	-	0
Janesville	4	3	7
Greenfield	7	10	15
Brookfield	4	1	4
Pewaukee	6	12	12
Wauwatosa	2	7	8
Oak Creek	8	7	18
Total	31	40	64



Off-site Adoptions by PetSmart Location – YTD/Year Comparison

PetSmart Location	YTD 2025	YTD 2024	YTD 2023
Machesney Park	-	-	0
Rockford	-	-	2
Janesville	45	69	84
Greenfield	74	88	119
Brookfield	34	32	60
Pewaukee	55	53	72
Wauwatosa	30	52	60
Oak Creek	39	58	58
Total	277	352	455

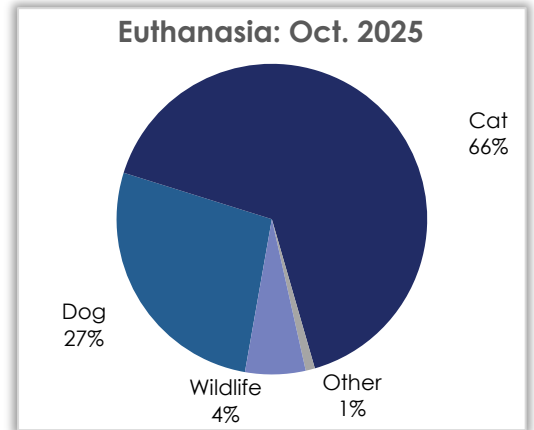


Monthly Operations Report – Oct. 2025

Euthanasia

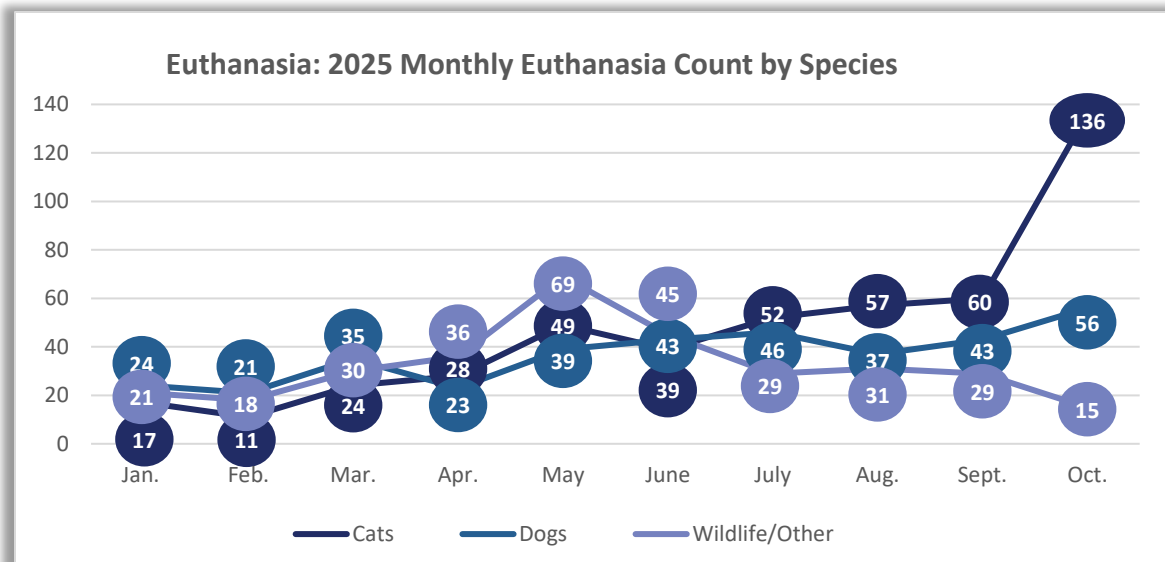
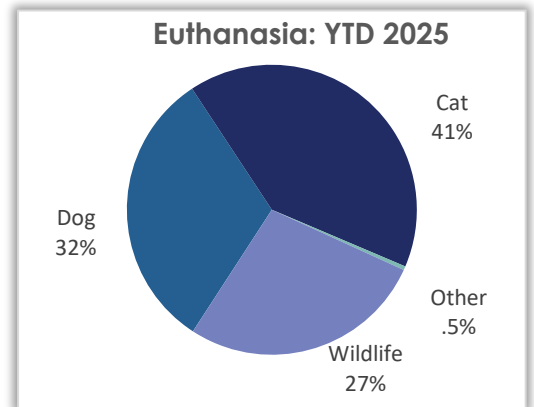
Euthanasia by Species – Month/Year Comparison

Species	Oct. 2025	Oct. 2024	Oct. 2023
Dog	56	42	28
Cat	136	66	36
Other	2	0	0
Wildlife	13	57	9
Total	207	165	73



Euthanasia by Species – YTD/Year Comparison

Species	YTD 2025	YTD 2024	YTD 2023
Dog	367	320	302
Cat	473	428	312
Other	5	5	4
Wildlife	318	280	225
Total	1,163	1,033	843



Monthly Operations Report – Oct. 2025

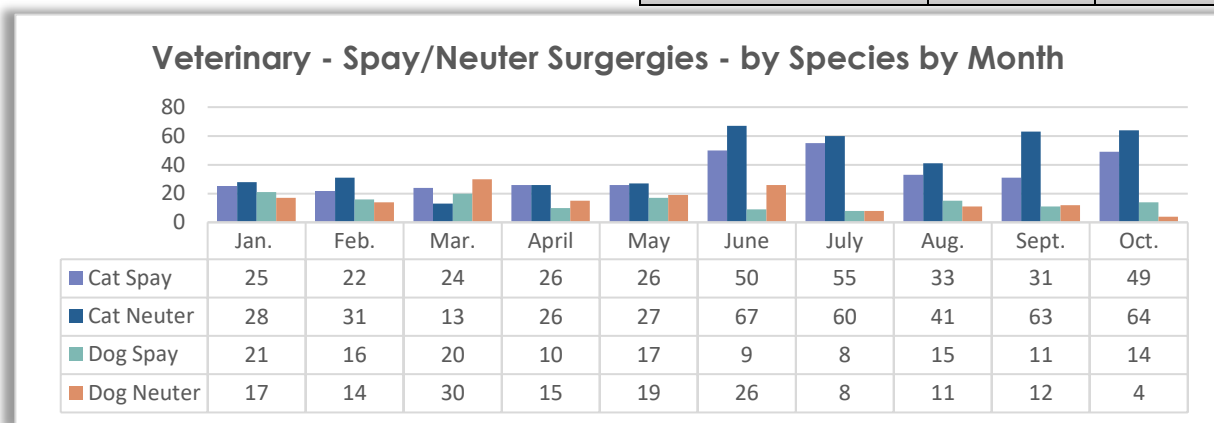
Veterinary Operations – Oct. 2025

Spay/Neuter Surgeries – Oct. Totals

	Dog	Cat	
Spay	14	49	63
Neuter	4	64	68
Total	18	113	131

Spay/Neuter Surgeries – YTD Totals

	Dog	Cat	
Spay	141	341	482
Neuter	156	420	576
Total	297	761	1,058



Veterinary – Other Procedures - 2025 by Month

Procedure	Jan	Feb	Mar	Apr	May	June	July	Aug.	Sept.	Oct.	
Entropion	2	1	0	0	0	2	0	0	2	0	7
Repair Umbilical Hernia	1	0	0	1	0	0	1	1	0	0	4
Treat/Close Wound	4	6	1	3	1	4	2	1	0	2	24
Hematoma Repair	0	1	0	0	0	0	1	0	0	0	2
Leg Amputation	1	2	0	0	1	0	1	1	2	1	9
Ear Tip	2	0	0	0	0	0	0	0	0	0	2
Tail Amputation	0	0	1	0	0	0	0	0	1	0	2
Enucleation	0	0	1	0	0	0	0	0	2	1	4
Growth Removal	0	0	0	2	1	0	0	0	5	0	8
Scrotal Ablation	0	0	0	1	1	0	0	0	0	0	2
Cherry Eye Repair	0	0	0	0	1	3	0	0	2	0	6
Grooming/Shave Down	0	0	0	0	0	1	2	0	2	0	5
FHO	0	0	0	0	0	0	0	1	0	0	1
Wire Removal (jaw closure)	0	0	0	0	0	0	0	1	0	0	1
Inguinal Hernia	0	0	0	0	0	0	0	0	1	0	1
Enucleation Repair	0	0	0	0	0	0	0	0	0	1	1
	10	10	3	7	5	10	7	5	17	5	79

